

Utah, USA Round 29-30-31 May 2009

Supersport - Chronological Analysis Free Practice 2nd Session

1 PITT ANDREW

Lap	Sector 1	Sector 2	Sector 3	Sector 4	Lap Time	km/h
1		54.415	29.881	23.890		
2	7.659	54.270	29.057	24.195	1'55.402	260,2
3	7.534	56.509	28.999	23.660	1'54.588	261,4
4	7.567	53.895	29.079	24.201	1'57.323	265,9
5	7.651	53.712	28.938	23.543	1'53.859	263,9
6	7.575	55.210	28.872	23.525	1'53.859	263,9
7			28.938	23.543	1'53.844	262,7
8			29.627	33.182	2'05.594 P	263,3
9	7.694	54.512	30.361	24.377	9'05.848 P	
10	7.705	54.479	29.227	23.978	1'55.411	260,8
11	7.705	54.479	29.069	23.821	1'55.074	260,8
12	7.662	54.801	29.608	32.251	2'04.322 P	261,4
13			29.498	24.566	6'44.819 P	
14	7.699	54.361	29.243	27.064	1'58.367	260,8
15	7.599	55.176	29.155	23.809	1'55.739	263,9
16	7.653	54.661	29.265	23.993	1'55.572	262,7
17	7.683	54.252	29.626	24.017	1'55.578	260,8

5 PRADITA TATA

1			31.065	24.805		
2		57.068	59.724	35.317	2'39.898 P	255,9
3	7.842	56.324	33.602	29.723	7'21.206 P	
4	7.747	56.544	30.237	24.670	1'59.073	255,9
5	7.740	56.021	30.229	24.460	1'58.980	259,6
6	7.740	56.021	30.566	24.725	1'59.052	259,0
7	8.149	56.485	29.807	24.234	1'58.675	251,8
8	7.723	55.279	29.988	24.336	1'57.326	259,6
9	7.697	56.856	30.239	31.131	2'05.923 P	261,4
10			30.032	24.263	7'34.986 P	
11	7.778	55.367	29.751	24.299	1'57.195	260,2
12	7.741	55.041	29.530	24.033	1'56.955	260,2
13	7.712	54.595	29.530	23.951	1'55.788	260,8
14	7.718	55.878	30.506	24.726	1'58.828	260,8
15	7.683	54.456	29.296	23.978	1'55.413	260,8
16	7.731	54.261	29.409	23.904	1'55.305	260,2

7 VOSTÁREK PATRIK

1			31.245	25.292		
2	7.793	56.168	30.249	24.594	1'58.892	247,3
3	7.793	55.601	30.007	24.413	1'57.814	255,9
4	7.727	55.577	29.899	24.218	1'57.421	255,3
5	7.741	55.521	29.842	24.192	1'57.296	252,4
6	7.760	56.451	29.609	24.157	1'57.977	258,4
7	7.839	55.532	30.521	24.987	1'58.879	254,2
8	7.866	56.041	30.221	32.889	2'07.017 P	254,2
9			30.203	24.766	6'39.694 P	
10	7.953	55.302	30.162	24.660	1'58.077	251,3
11	8.042	54.622	29.632	24.297	1'56.593	250,7
12	7.894	55.250	29.921	24.345	1'57.410	253,0
13	7.849	54.570	29.860	24.348	1'56.627	256,5
14	7.925	56.481	30.798	32.064	2'07.268 P	253,0
15			31.072	24.884	6'38.819 P	
16	7.910	57.234	29.671	24.827	1'59.642	252,4
17	7.789	54.878	29.988	24.286	1'56.941	257,7

8 AITCHISON MARK

1			30.635	25.051		
2	7.772	55.772	30.249	24.639	1'58.591	252,4
3	7.763	55.793	29.533	23.977	1'57.066	259,6
4	7.673	55.119	29.401	24.341	1'56.534	259,6

4	7.778	55.171	30.167	39.110	2'12.226 P	257,1
5			30.071	24.186	6'56.983 P	
6	7.782	54.585	29.239	23.877	1'55.483	257,1
7	7.781	54.432	28.972	24.051	1'55.236	257,1
8	7.700	54.367	29.226	23.809	1'55.102	258,4
9	7.759	54.373	29.403	23.905	1'55.440	257,7
10	7.754	54.486	29.078	23.842	1'55.160	259,0
11	7.750	57.218	30.080	36.227	2'11.275 P	256,5
12			29.842	24.602	7'10.624 P	
13	7.802	54.168	29.046	23.832	1'54.848	257,1
14	7.724	53.977	28.813	23.819	1'54.333	260,8
15	7.744	54.081	28.826	23.726	1'54.377	258,4

11 PEROTTI FABRIZIO

1			32.534	30.008		
2		56.956	30.586	24.715	2'00.509	243,5
3	8.057	55.970	30.135	24.678	1'58.840	245,6
4	7.913	56.289	29.578	24.568	1'58.348	250,7
5	8.056	1'04.803	32.761	35.249	2'20.869 P	246,2
6			32.848	26.558	6'32.890 P	
7	8.120	56.125	29.704	24.817	1'58.766	244,0
8	8.087	56.311	30.144	24.627	1'59.169	245,1
9	8.176	59.469	30.439	34.244	2'12.328 P	244,5
10			34.069	25.406	5'07.138 P	
11	8.126	55.555	29.367	24.351	1'57.399	244,0
12	8.005	55.084	29.314	24.159	1'56.562	250,7
13	8.008	55.010	29.129	24.079	1'56.226	246,7

13 WEST ANTHONY

1			30.387	24.235		
2		55.683	29.793	24.576	1'57.894	257,1
3	7.793	55.047	29.672	24.092	1'56.604	259,0
4	7.621	54.762	29.547	24.113	1'56.043	264,6
5	7.736	54.853	29.720	24.203	1'56.512	257,1
6	7.782	57.986	32.089	24.203	2'02.060	257,1
7	7.764	54.730	29.704	24.233	1'56.431	256,5
8	7.804	55.047	29.511	24.132	1'56.494	255,9
9	7.802	54.877	29.615	24.121	1'56.415	254,8
10	7.759	1'01.598	31.698	30.896	2'11.951 P	257,1
11			32.671	28.898	7'48.054 P	
12	7.830	55.073	29.504	24.393	1'56.800	255,9
13	7.860	54.328	29.214	23.850	1'55.252	254,2
14	7.802	54.555	29.421	23.854	1'55.632	257,1
15	7.787	54.766	29.381	24.117	1'56.051	254,2
16	7.723	54.412	29.265	24.157	1'55.557	258,4
17	7.824	58.504	29.602	24.188	2'00.118	255,3
18	7.732	54.199	29.477	24.015	1'55.423	259,6
19	7.758	53.928	29.365	23.961	1'55.012	257,1

14 LAGRIVE MATTHIEU

1			31.605	27.732		
2		56.131	30.890	24.229	1'59.065	258,4
3	7.813	55.155	29.548	24.053	1'56.569	257,1
4	7.706	56.173	29.822	24.470	1'58.171	259,0
5	7.817	54.902	29.650	24.439	1'56.808	254,8
6	7.853	55.016	29.631	24.266	1'56.766	253,0
7	8.168	1'06.640	34.066	35.662	2'24.536 P	225,0
8			31.735	32.707	6'26.447 P	
9			31.302	32.814	6'35.502 P	
10			31.938	24.161	10'26.118 P	
11	7.839	54.556	29.438	23.834	1'55.667	255,9
12	7.816	54.162	29.125	23.973	1'55.076	255,3
13	7.807	54.806	29.465	23.966	1'56.044	255,3

P = Pits In/Out - C = Lap-Time Cancelled

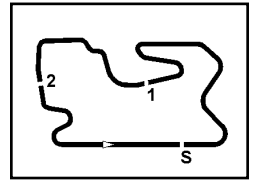
OFFICIAL TIMING



MECCANICHE
VELOCI

service provided by

PERUGIA TIMING



Miller Motorsports 4.907 m

Utah, USA Round 29-30-31 May 2009

Supersport - Chronological Analysis Free Practice 2nd Session

2 / 5

21 FUJIWARA KATSUAKI

Lap	Sector 1	Sector 2	Sector 3	Sector 4	Lap Time	km/h
1		55.243	30.107	24.157	1'56.935	256,5
2	7.783	54.597	29.241	23.619	1'55.240	257,7
3	7.636	54.301	29.076	23.769	1'54.782	262,7
4	7.682	1'00.882	30.675	39.168	2'18.407 P	260,8
5			30.368	24.102	8'05.595 P	
6	7.778	56.437	29.492	24.994	1'58.701	257,7
7	7.815	54.820	29.222	23.871	1'55.728	255,9
8	7.780	57.479	30.613	36.780	2'12.652 P	257,1
9			29.901	25.529	5'37.628 P	
10	7.799	54.106	29.059	23.634	1'54.598	256,5
11	7.774	56.544	30.021	34.258	2'08.597 P	257,1
12			40.966	31.401	7'19.327 P	
13	7.770	54.334	29.251	23.680	1'55.035	257,1

24 MCCOY GARRY

1		55.676	30.574	24.165	1'57.005	257,1
2	7.680	54.172	29.045	23.644	1'54.541	260,8
3	7.517	54.271	28.896	23.655	1'54.339	265,2
4	7.684	54.262	28.945	36.424	2'07.315 P	260,2
5			29.931	24.156	5'18.675 P	
6	7.790	1'02.108	29.626	24.059	2'03.583	258,4
7	7.773	54.878	29.211	23.956	1'55.818	258,4
8	7.785	54.596	29.357	23.853	1'55.591	255,3
9	7.754	54.032	29.162	23.920	1'54.868	256,5
10	7.760	54.050	29.355	23.992	1'55.157	255,9
11	7.759	58.101	29.511	33.419	2'08.790 P	257,1
12			29.654	23.997	4'32.771 P	
13	7.745	54.125	29.277	23.813	1'54.960	257,1
14	7.741	54.940	30.114	32.758	2'05.553 P	257,1
15			29.050	23.700	4'47.543 P	
16	7.761	54.083	29.054	23.685	1'54.583	255,9

25 LAVERTY MICHAEL

1		56.744	32.192	26.268	2'01.985	249,5
2	7.904	56.169	29.796	24.202	1'58.071	254,2
3	7.848	56.114	30.094	24.447	1'58.503	255,3
4	7.972	1'00.683	30.622	25.630	2'04.907	250,1
5	8.004	56.004	29.897	24.247	1'58.152	249,5
6	8.015	55.686	29.577	24.439	1'57.717	249,5
7	8.072	1'01.914	32.253	35.639	2'17.878 P	247,3
8			30.449	24.493	10'09.624 P	
9	8.012	55.558	29.642	24.128	1'57.340	250,1
10	7.978	55.463	29.542	24.104	1'57.087	251,3
11	8.022	56.251	29.463	24.058	1'57.794	249,5
12	7.966	55.419	29.523	24.036	1'56.944	251,8
13	7.992	55.127	29.296	23.950	1'56.365	250,1
14	7.985	54.999	29.404	23.923	1'56.311	250,1
15	7.990	54.892	29.350	24.001	1'56.233	250,1
16	8.027	1'01.898	32.160	35.217	2'17.302 P	247,3

26 LASCORZ JOAN

1			32.384	34.060	4'00.000 P	
2	7.594	54.470	29.359	23.775	1'55.038	264,6
3	7.707	54.204	29.085	23.889	1'54.856	259,0
4	7.737	54.159	29.106	23.839	1'54.479	259,0

5	7.716	53.905	28.972	23.924	1'54.517	259,6
6	7.727	54.235	28.943	23.981	1'54.886	259,6
7	7.721	59.301	31.275	35.828	2'14.125 P	257,7
8			29.178	23.853	6'42.137 P	
9	7.755	53.830	28.743	23.863	1'54.191	259,0
10	7.726	53.669	29.231	23.984	1'54.610	259,0
11	7.717	53.512	28.573	24.056	1'53.858	260,2
12	7.722	53.445	28.833	23.667	1'53.667	258,4
13	7.707	53.711	28.611	23.800	1'53.829	259,6
14	7.721	57.781	29.272	31.955	2'06.729 P	258,4
15			30.260	23.783	5'14.622 P	
16	7.792	53.326	28.651	23.581	1'53.350	259,0

28 VOS ARIE

1		57.421	32.631	24.814	2'00.516	262,7
2	7.835	1'03.520	1'06.259	43.486	3'01.100 P	256,5
3			35.019	26.058	7'54.658 P	
4	7.853	56.073	30.274	24.876	1'59.076	255,3
5	7.730	55.586	29.785	24.369	1'57.470	261,4
6	7.816	1'03.005	32.871	36.550	2'20.242 P	256,5

29 PARIS MELISSA

1		57.856	31.654	25.275	2'01.746	253,6
2	7.821	57.164	30.661	24.508	2'00.154	255,3
3	7.734	56.983	30.747	25.013	2'00.477	257,1
4	7.837	58.196	30.739	25.010	2'01.782	249,5
5	7.915	58.384	31.573	32.816	2'10.688 P	251,8
6			31.412	24.817	5'35.877 P	
7	7.897	57.507	31.084	24.879	2'01.367	253,0
8	7.911	57.611	30.925	24.952	2'01.399	252,4
9	7.890	57.409	30.966	24.951	2'01.216	253,0
10	7.941	57.053	30.822	24.774	2'00.590	252,4
11	7.892	56.899	30.595	25.344	2'00.730	253,0
12	7.886	57.235	30.779	25.087	2'00.987	253,6
13	7.931	57.294	30.542	24.960	2'00.727	251,8
14	7.906	57.099	30.627	25.086	2'00.718	253,6
15	7.816	56.734	30.638	24.920	2'00.108	255,3
16	7.969	57.020	30.415	24.967	2'00.371	249,5
17	7.938	57.440	31.824	33.720	2'10.922 P	251,8

30 GÜNTHER JESCO

1		55.884	30.544	24.584	1'58.394	254,2
2	7.884	56.124	29.702	24.262	1'57.972	254,8
3	7.739	55.396	29.850	24.300	1'57.285	257,7
4	7.796	58.076	30.946	35.509	2'12.327 P	256,5
5			30.717	25.424	5'56.240 P	
6	7.897	56.797	30.784	32.450	2'07.928 P	252,4
7			30.774	25.670	6'45.957 P	
8	7.938	56.077	30.144	24.603	1'58.762	252,4
9	7.928	55.714	30.100	24.576	1'58.318	251,8
10	7.910	59.837	30.942	33.001	2'11.690 P	253,0
11			35.431	33.866	6'16.388 P	
12	7.898	56.230	30.558	24.709	1'59.395	249,5
13	7.828	55.439	29.611	24.363	1'57.241	255,3
14	7.850	55.301	29.732	24.634	1'57.517	255,9

35 CRUTCHLOW CAL

1		55.593	30.908	24.810	1'57.464	263,9
			29.970	24.216		

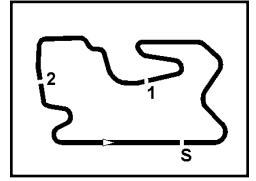
P = Pits In/Out - C = Lap-Time Cancelled

OFFICIAL TIMING



service provided by
PERUGIA TIMING





Miller Motorsports 4.907 m

Utah, USA Round 29-30-31 May 2009 Supersport - Chronological Analysis Free Practice 2nd Session

2	7.603	54.363	29.273	24.017	1'55.256	263,9
3	7.497	54.132	28.974	24.077	1'54.680	267,2
4	7.457	54.152	28.905	24.103	1'54.617	267,8
5	7.618	54.203	29.081	23.802	1'54.704	262,7
6	7.585	53.581	28.874	24.036	1'54.076	263,3
7	7.576	53.584	28.934	23.961	1'54.055	265,9
8	7.582	53.723	28.898	23.903	1'54.106	264,6
9	7.564	1'00.772	31.258	31.552	2'11.146 P	264,6
10			32.205	29.050	7'58.680 P	
11	7.628	54.150	28.879	24.296	1'54.953	262,1
12	7.600	53.869	29.044	23.813	1'54.326	263,3
13	7.620	53.722	28.842	23.772	1'53.956	263,9

38 BOUCHER MARIE-JOSÉE

			32.432	25.720		
1		59.523	32.472	26.166	2'06.558	239,7
2	8.114	59.439	32.211	25.860	2'05.624	246,7
3	8.048	59.903	32.096	38.732	2'18.779 P	245,6
4			32.355	25.885	5'02.772 P	
5	8.239	1'00.036	31.922	25.779	2'05.976	241,9
6	8.219	59.620	31.930	25.748	2'05.517	241,3
7	8.210	1'00.075	32.403	35.353	2'16.041 P	242,4
8			31.833	25.888	4'50.174 P	
9	8.217	59.767	32.134	26.204	2'06.322	244,5
10	8.282	58.845	31.670	25.676	2'04.473	240,3
11	8.198	58.951	31.486	25.480	2'04.115	243,5
12	8.215	58.571	31.569	25.462	2'03.817	242,9
13	8.179	58.413	31.502	25.705	2'03.799	244,0
14	8.167	58.810	31.851	25.649	2'04.477	245,1
15	8.212	59.833	32.510	37.239	2'17.794 P	242,4

50 LAVERTY EUGENE

			30.179	23.881		
1		55.470	29.015	23.937	1'55.980	265,2
2	7.559	54.490	28.980	23.616	1'54.645	264,6
3	7.522	53.924	28.859	24.195	1'54.500	267,2
4	7.579	53.749	28.751	23.663	1'53.742	265,2
5	7.674	55.244	29.366	31.286	2'03.570 P	262,1
6			29.966	24.344	7'41.920 P	
7	7.720	53.984	28.907	23.672	1'54.283	260,2
8	7.680	53.742	28.750	23.591	1'53.763	261,4
9	7.672	53.920	28.655	23.563	1'53.810	262,7
10	7.671	53.859	30.266	31.413	2'03.209 P	262,7
11			30.359	24.860	4'59.983 P	
12	7.696	53.876	28.768	23.689	1'54.029	261,4
13	7.653	53.532	28.778	23.586	1'53.549	262,1
14	7.679	53.420	28.968	23.673	1'53.740	261,4
15	7.675	54.066	28.692	23.816	1'54.249	261,4
16	7.683	53.914	29.002	23.764	1'54.363	261,4
17	7.698	54.758	29.077	23.839	1'55.372	261,4

51 PIRRO MICHELE

			33.181	33.482		
1		55.700	30.529	25.829	1'59.947	255,9
2	7.804	55.000	29.244	24.589	1'56.637	257,1
3	7.661	55.041	29.150	23.789	1'55.641	263,9
4	7.769	54.901	29.175	23.980	1'55.825	256,5
5	7.838	1'01.344	32.753	34.681	2'16.616 P	255,3
6			30.620	24.044	8'53.669 P	
7	7.881	54.165	29.040	23.972	1'55.058	254,8
8	7.864	58.437	29.325	23.941	1'59.567	255,3
9	7.835	54.356	28.970	23.831	1'54.992	255,9
10	7.782	57.378	30.559	36.821	2'12.540 P	257,7

11			32.080	23.975	8'28.642 P	
12	7.857	54.114	28.940	23.773	1'54.684	254,8
13	7.839	54.044	28.940	23.776	1'54.599	255,9

53 POLITA ALESSANDRO

			31.502	25.073		
1		57.403	30.093	24.655	2'00.238	246,7
2	7.892	55.991	29.818	24.612	1'58.313	253,6
3	7.757	55.982	29.623	24.551	1'57.913	256,5
4	7.812	55.978	29.674	24.613	1'58.077	253,6
5	7.946	1'00.618	30.675	24.542	2'03.781	252,4
6	7.901	56.021	29.887	24.751	1'58.560	253,0
7	7.917	1'01.888	31.027	32.999	2'13.831 P	250,7
8			31.248	26.947	11'04.692 P	
9	7.936	1'11.897	31.053	25.657	2'16.543	251,8
10	7.861	55.713	29.998	24.428	1'58.000	253,6
11	7.845	1'17.051	43.153	24.260	2'32.309	254,2
12	7.887	55.716	29.653	24.531	1'57.787	253,6
13	7.878	55.729	29.572	24.547	1'57.726	253,0
14	7.894	1'00.266	30.437	24.413	2'03.010	253,0
15	7.878	55.190	29.369	24.174	1'56.611	253,0

54 SOFUOGLU KENAN

			30.430	24.298		
1		55.261	30.456	24.492	1'58.068	255,9
2	7.735	54.239	29.144	23.567	1'54.685	260,2
3	7.586	54.021	29.103	23.902	1'54.612	264,6
4	7.629	53.613	29.120	23.657	1'54.019	263,3
5	7.691	53.694	29.078	23.718	1'54.181	262,1
6	7.695	53.672	29.033	23.693	1'54.093	260,8
7	7.692	53.580	28.869	23.576	1'53.717	261,4
8	7.707	53.803	28.934	23.599	1'54.043	261,4
9	7.696	55.158	29.639	33.171	2'05.664 P	261,4
10			29.811	23.803	6'44.365 P	
11	7.760	54.495	29.300	23.659	1'55.214	259,6
12	7.700	53.600	28.949	23.749	1'53.998	261,4
13	7.699	53.955	29.087	23.762	1'54.503	261,4
14	7.700	53.845	28.931	23.542	1'54.018	261,4
15	7.689	53.328	28.978	23.935	1'53.930	262,1
16	7.711	53.387	28.869	23.670	1'53.637	260,8
17	7.674	1'04.278	34.548	24.175	2'10.675	261,4
18	7.711	53.944	29.926	32.210	2'03.791 P	260,8

55 ROCCOLI MASSIMO

			32.120	29.664		
1		56.263	32.315	24.609	2'01.130	254,8
2	7.834	56.424	29.417	24.072	1'57.747	257,1
3	7.746	55.221	29.012	23.934	1'55.913	258,4
4	7.670	55.918	29.505	23.992	1'57.085	259,6
5	7.851	55.053	29.219	24.099	1'56.222	254,2
6	7.876	54.917	30.612	36.392	2'09.797 P	253,6
7			29.678	24.172	10'00.941 P	
8	7.848	54.851	29.127	23.969	1'55.795	255,9
9	7.803	54.772	28.932	24.001	1'55.508	255,9
10	7.801	55.098	29.330	24.031	1'56.260	257,7
11	7.816	54.619	29.146	24.112	1'55.693	256,5
12	7.810	1'03.736	34.410	23.755	2'09.711	254,8
13	7.821	55.482	29.254	31.362	2'03.919 P	255,9
14			29.260	23.948	5'36.233 P	
15	7.899	55.080	29.048	23.844	1'55.871	253,0

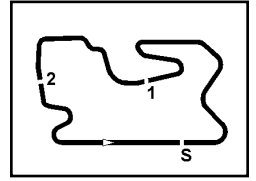
P = Pits In/Out - C = Lap-Time Cancelled



OFFICIAL TIMING



service provided by
PERUGIA TIMING



Utah, USA Round 29-30-31 May 2009

Supersport - Chronological Analysis Free Practice 2nd Session

69 NANNELLI GIANLUCA

Lap	Sector 1	Sector 2	Sector 3	Sector 4	Lap Time	km/h
1			31.741	27.534		
2	7.784	55.906	29.951	24.477	1'58.239	254,8
3	7.629	54.499	29.225	23.720	1'55.393	259,6
4	7.778	54.550	29.076	24.118	1'55.322	262,1
5	7.717	54.872	29.060	23.845	1'55.233	255,3
6	7.840	54.300	29.154	24.081	1'55.824	258,4
7	7.860	54.453	29.101	24.462	1'55.703	253,6
8	7.870	1'05.805	29.634	24.163	1'56.110	253,0
9			37.246	37.346	2'28.267 P	253,6
10			29.720	24.348	5'58.240 P	
11	7.889	54.457	29.073	24.069	1'55.488	254,8
12	7.827	54.320	28.741	24.136	1'55.024	254,8
13	7.840	54.110	28.900	23.912	1'54.762	255,3
14	7.836	54.096	28.914	23.882	1'54.728	254,2
15	7.855	1'34.787	42.641	37.388	3'02.671 P	253,0
16			29.311	24.420	4'07.156 P	
17	7.865	54.298	28.821	23.848	1'54.832	254,2
18	7.820	53.996	28.897	23.901	1'54.614	255,3

88 GUERRA YANNICK

1					31.918	25.671			
2					57.169	32.033	24.974	2'01.996	259,0
3	7.794	57.089	30.578	24.641	30.578	24.641	2'00.102	257,7	
4	7.659	56.702	30.364	24.908	30.364	24.908	1'59.633	260,8	
5	7.761	56.519	30.035	24.853	30.035	24.853	1'59.168	257,1	
6	7.822	58.761	33.292	29.460	33.292	29.460	2'09.335	255,9	
7	8.493	56.347	30.081	24.755	30.081	24.755	1'59.676	245,6	
8	7.822	56.207	30.288	24.593	30.288	24.593	1'58.910	255,9	
9	7.830	56.564	30.307	24.598	30.307	24.598	1'59.299	254,8	
10	7.812	56.229	30.005	24.553	30.005	24.553	1'58.599	255,9	
11	7.843	56.739	30.845	38.491	30.845	38.491	2'13.918 P	254,8	
12			31.713	25.351	31.713	25.351	7'02.285 P		
13	7.880	55.885	30.139	24.241	30.139	24.241	1'58.145	254,2	
14	7.791	56.142	30.136	24.500	30.136	24.500	1'58.569	256,5	
15	7.786	56.361	29.726	24.357	29.726	24.357	1'58.230	256,5	
16	7.833	55.730	30.126	24.612	30.126	24.612	1'58.301	254,8	
17	7.824	57.645	30.565	24.695	30.565	24.695	2'00.729	254,8	
18	7.804	55.929	30.009	24.495	30.009	24.495	1'58.237	254,2	
19	7.813	56.110	29.827	24.343	29.827	24.343	1'58.093	255,9	

75 PIANYKH OLEG

1			31.802	25.629		
2	8.169	56.760	30.483	24.652	2'00.175	246,2
3	8.004	56.818	30.354	25.189	2'00.365	249,0

77 VENEMAN BARRY

1			30.300	24.333		
2	7.905	55.809	29.772	24.214	1'57.754	252,4
3	7.741	55.034	29.490	24.131	1'56.560	253,6
4	7.753	54.744	29.382	23.877	1'55.744	257,7
5	7.753	55.072	29.064	24.015	1'55.904	258,4
6	7.882	54.421	29.365	23.975	1'55.643	252,4
7	7.903	58.344	32.544	32.508	2'11.299 P	251,3
8			30.012	24.415	8'44.164 P	
9	7.890	54.889	29.318	24.470	1'56.567	253,6
10	7.907	54.451	29.063	24.049	1'55.470	253,0
11	7.904	54.880	29.067	24.091	1'55.942	252,4
12	7.897	54.517	29.127	24.073	1'55.614	251,8
13	7.908	1'01.986	33.775	32.435	2'16.104 P	251,3
14			29.937	24.208	6'54.892 P	
15	7.918	54.479	29.104	23.948	1'55.449	252,4
16	7.900	54.538	28.883	23.966	1'55.287	253,0

83 HOLLAND RUSSELL

1			31.020	33.275		
2			30.271	24.263	4'43.272 P	
3	7.960	56.029	29.902	24.056	1'57.947	252,4
4	8.043	55.970	29.452	24.028	1'57.493	249,5
5	8.000	58.519	33.126	24.202	2'03.847	249,5
6	8.012	55.504	29.460	30.883	2'03.859 P	249,5
7			29.833	23.967	8'03.642 P	
8	8.117	54.878	29.318	23.979	1'56.292	246,2
9	8.067	55.444	30.299	23.939	1'57.749	249,0
10	8.051	55.769	29.417	28.862	2'02.099 P	249,5
11			29.723	23.996	6'17.155 P	
12	7.902	55.100	29.215	24.150	1'56.367	254,2
13	8.054	55.422	29.242	23.880	1'56.598	246,7
14	8.040	55.437	29.179	23.849	1'56.505	247,9
15	8.021	55.039	29.659	24.080	1'56.799	249,0

89 YATES CHIP

1					33.933	26.726		
2	8.171	1'01.451	33.163	25.812	33.163	25.812	2'08.863	236,6
3	8.171	1'00.571	32.280	25.588	32.280	25.588	2'06.610	244,5
4	8.167	1'00.569	33.865	25.711	33.865	25.711	2'08.312	244,0
5	8.328	1'03.023	32.317	36.750	32.317	36.750	2'20.418 P	231,6
6			32.926	25.972	32.926	25.972	8'33.718 P	
7	8.345	1'00.799	32.319	25.945	32.319	25.945	2'07.408	238,7
8	8.242	1'01.449	32.054	25.718	32.054	25.718	2'07.463	241,9
9	8.299	1'00.597	31.997	25.237	31.997	25.237	2'06.130	239,7
10	8.217	59.084	31.867	25.144	31.867	25.144	2'04.312	242,4
11	8.244	59.819	31.959	25.379	31.959	25.379	2'05.401	241,3
12	8.225	59.385	31.191	25.230	31.191	25.230	2'04.031	241,9
13	8.211	58.881	31.328	25.278	31.328	25.278	2'03.698	242,9
14	8.236	59.309	31.912	25.914	31.912	25.914	2'05.371	241,3
15	8.275	58.871	31.450	25.039	31.450	25.039	2'03.635	240,3
16	8.233	58.711	31.198	25.194	31.198	25.194	2'03.336	242,9
17	8.332	1'02.664	33.241	1'00.388	33.241	1'00.388	2'44.625 P	224,1

99 FORET FABIEN

1					32.945	32.725		
2	7.577	55.496	30.864	25.934	30.864	25.934	1'59.999	261,4
3	7.514	54.975	29.489	24.015	29.489	24.015	1'56.056	265,2
4	7.585	54.707	29.705	23.916	29.705	23.916	1'55.842	267,2
5	7.585	54.025	29.174	23.914	29.174	23.914	1'54.698	263,9
6	7.649	54.908	29.239	23.799	29.239	23.799	1'55.595	263,3
7	7.623	54.721	29.792	34.224	29.792	34.224	2'06.360 P	262,7
8			29.545	23.998	29.545	23.998	7'02.072 P	
9	7.636	54.074	28.959	23.506	28.959	23.506	1'54.175	262,7
10	7.615	54.025	29.026	23.600	29.026	23.600	1'54.266	263,9
11	7.622	53.998	28.841	23.602	28.841	23.602	1'54.063	263,3
12	7.604	53.870	29.480	23.675	29.480	23.675	1'54.629	263,9
13	7.595	53.699	28.722	23.557	28.722	23.557	1'53.573	264,6
14	7.585	53.952	28.792	23.560	28.792	23.560	1'53.889	263,3
15	7.618	54.063	28.990	23.659	28.990	23.659	1'54.330	264,6
16	7.591	53.886	28.803	23.695	28.803	23.695	1'53.975	263,9
17	7.610	53.969	29.011	23.684	29.011	23.684	1'54.274	263,9
18	7.599	54.208	28.954	23.736	28.954	23.736	1'54.497	264,6
19	7.601	54.250	29.194	23.750	29.194	23.750	1'54.795	263,3

P = Pits In/Out - C = Lap-Time Cancelled

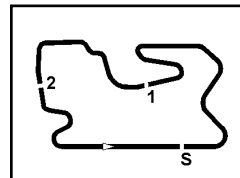
OFFICIAL TIMING



MECCANICHE
VELOCI

service provided by

PERUGIA TIMING



Miller Motorsports 4.907 m

Utah, USA Round 29-30-31 May 2009

Supersport - Chronological Analysis Free Practice 2nd Session

5 / 5

105 VIZZIELLO GIANLUCA

Lap	Sector 1	Sector 2	Sector 3	Sector 4	Lap Time	km/h
1		56.201	31.377	25.189	1'58.868	253,0
2	7.892	55.596	30.003	24.432	1'57.923	253,6
3	7.751	55.556	29.768	24.279	1'57.354	257,1
4	7.812	55.505	29.737	24.210	1'57.264	255,9
5	7.847	1'10.495	37.041	35.383	2'30.766 P	254,2
6			30.004	24.569	7'00.752 P	
7	7.903	55.168	29.627	24.458	1'57.156	252,4
8	7.863	55.021	29.537	24.106	1'56.527	253,0
9	7.852	1'03.932	32.482	32.637	2'16.903 P	254,2
10			31.894	24.235	7'49.193 P	
11	7.861	54.435	29.503	24.246	1'56.045	254,2
12	7.824	54.672	29.253	24.294	1'56.043	256,5
13	7.773	56.438	29.643	24.237	1'58.091	256,5
14	7.867	54.864	29.524	24.086	1'56.341	254,2
15	7.823	54.170	29.236	24.171	1'55.400	256,5

111 TAYLOR RYAN

1		1'02.863	33.873	26.706		
2	8.741	1'02.660	34.071	27.202	2'12.811	231,2
3	8.704	1'02.131	32.974	26.506	2'10.881	229,7
4	8.735	1'02.132	32.830	26.505	2'10.170	230,2
5			33.359	38.041	2'22.267 P	229,2
6			32.339	26.461	4'46.965 P	
7	8.851	1'01.861	32.546	26.205	2'09.463	225,9
8	8.763	1'01.528	31.848	26.375	2'08.514	228,8
9	8.794	1'01.588	31.976	26.363	2'08.721	226,9
10	8.809	1'01.336	32.113	34.784	2'17.042 P	224,5
11			31.995	26.697	4'56.044 P	
12	8.769	1'03.142	32.140	34.760	2'18.811 P	228,3
13			31.819	26.436	3'39.537 P	
14	8.710	1'01.429	32.535	26.432	2'09.106	230,7
15	8.788	1'01.102	31.721	26.235	2'07.846	226,4
16	8.759	1'00.685	31.881	26.051	2'07.376	227,3

117 PRAIA MIGUEL

1		55.237	29.538	24.122	1'56.729	257,7
2	7.715	54.701	29.146	23.815	1'55.377	260,2
3	7.588	54.619	29.337	23.860	1'55.404	264,6
4	7.675	54.461	29.186	23.986	1'55.308	260,8
5	7.730	55.809	29.566	31.522	2'04.627 P	259,6
6			30.556	24.549	7'38.136 P	
7	7.804	54.071	29.196	23.619	1'54.690	257,1
8	7.763	53.810	29.169	23.733	1'54.475	258,4
9	7.769	54.109	29.385	24.383	1'55.646	258,4
10	7.768	54.165	29.569	32.386	2'03.888 P	260,8
11			29.390	24.083	7'02.391 P	
12	7.781	54.331	29.206	23.944	1'55.262	257,7
13	7.786	54.108	29.277	23.966	1'55.137	259,0
14	7.786	55.438	30.100	24.353	1'57.677	257,7
15	7.791	54.924	29.288	24.045	1'56.048	258,4

126 NELSON ANDREW

1		57.592	31.587	25.387		
2	8.136	56.706	30.951	24.841	2'01.489	250,1
3	7.977	56.666	30.424	24.856	1'59.923	251,3
4	8.048	56.552	30.235	24.739	1'59.574	250,1

5	8.128	56.826	30.206	24.784	1'59.944	246,7
6	8.153	56.491	30.578	25.191	2'00.413	245,6
7	8.130	57.685	31.124	36.794	2'13.733 P	246,2
8			30.166	24.626	6'50.557 P	
9	8.149	56.825	29.841	24.885	1'59.700	245,1
10	8.127	56.362	29.996	24.489	1'58.974	247,3
11	8.118	57.803	30.671	38.044	2'14.636 P	246,2
12			30.163	24.613	5'35.916 P	
13	8.135	56.471	29.914	24.525	1'59.045	245,1
14	8.108	56.142	30.078	24.414	1'58.742	246,7
15	8.117	56.530	30.081	37.764	2'12.492 P	246,7

127 HARMS ROBBIN

1		56.578	31.409	26.289		
2	7.720	55.748	30.167	24.437	1'59.113	254,8
3	7.595	55.498	29.627	24.348	1'57.443	259,6
4			30.281	37.370	2'10.744 P	261,4
5	7.802	55.386	29.950	24.481	5'28.533 P	
6	7.755	54.883	29.961	24.267	1'57.416	257,1
7	7.732	59.521	29.432	24.015	1'56.085	256,5
8			31.723	35.019	2'13.995 P	259,6
9	7.771	55.054	38.963	24.590	7'03.946 P	
10	7.714	55.145	29.537	24.073	1'56.435	254,2
11	7.735	54.976	29.311	24.065	1'56.235	265,2
12	7.709	1'26.977	29.395	24.132	1'56.238	260,8
13	7.741	55.181	32.278	30.071	2'37.035	254,2
14	7.722	55.154	29.468	24.372	1'56.762	263,3
15	7.665	57.119	29.567	24.137	1'56.580	259,0
16	7.745	54.627	30.088	24.587	1'59.459	259,0
		29.236	24.071	1'55.679	263,3	

P = Pits In/Out - C = Lap-Time Cancelled

OFFICIAL TIMING



service provided by
PERUGIA TIMING

