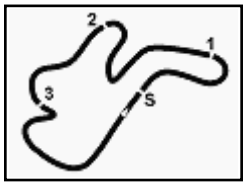

Phillip Island 4.445 m

Phillip Island, 21-22-23 February 2014
Superbike - Analysis Race 1

58 E. LAVERTY (1'30.969)

Lap	Seg. 1	Seg. 2	Seg. 3	Seg. 4	Seg. 5	Lap Time	km/h	Local Time
1			27.015	17.414	25.766	1'38.427		12:02'19.698
2	**3.112**	18.744	**26.386**	**17.241**	**25.486**	**1'30.969**	**317.6**	12:03'50.667
3	3.211	18.568	26.429	17.482	25.614	1'31.304	308.6	12:05'21.971
4	3.173	18.802	26.540	17.386	25.499	1'31.400	310.3	12:06'53.371
5	3.115	19.483	26.794	17.512	25.829	1'32.733	314.9	12:08'26.104
6	3.221	18.777	26.447	17.488	25.701	1'31.634	303.4	12:09'57.738
7	3.250	18.597	26.535	17.385	25.651	1'31.418	304.2	12:11'29.156
8	3.250	18.567	26.459	17.426	25.668	1'31.370	305.1	12:13'00.526
9	3.239	18.636	26.505	17.408	25.639	1'31.427	305.1	12:14'31.953
10	3.229	18.521	26.439	17.383	25.714	1'31.286	305.9	12:16'03.239
11	3.233	18.601	26.424	17.411	25.636	1'31.305	305.9	12:17'34.544
12	3.216	**18.459**	26.410	17.531	25.656	1'31.272	307.7	12:19'05.816
13	3.206	18.535	26.429	17.487	25.634	1'31.291	308.6	12:20'37.107
14	3.172	18.619	26.591	17.543	25.664	1'31.589	311.2	12:22'08.696
15	3.209	18.651	26.488	17.353	25.745	1'31.446	306.8	12:23'40.142
16	3.205	18.642	26.486	17.544	25.691	1'31.568	307.7	12:25'11.710
17	3.180	18.667	26.410	17.384	25.560	1'31.201	309.5	12:26'42.911
18	3.245	18.571	26.445	17.405	25.685	1'31.351	304.2	12:28'14.262
19	3.249	18.628	26.476	17.493	25.579	1'31.425	304.2	12:29'45.687
20	3.237	18.564	26.520	17.447	25.656	1'31.424	304.2	12:31'17.111
21	3.243	18.676	26.519	17.515	25.796	1'31.749	304.2	12:32'48.860
22	3.255	18.668	26.551	17.523	25.854	1'31.851	302.5	12:34'20.711

33 M. MELANDRI (1'30.968)

Lap	Seg. 1	Seg. 2	Seg. 3	Seg. 4	Seg. 5	Lap Time	km/h	Local Time
1			26.307	**17.341**	**25.331**	1'36.413		12:02'17.684
2	3.122	**18.590**	26.375	17.490	25.476	1'31.053	316.7	12:03'48.737
3	3.134	18.630	**26.270**	17.440	25.494	**1'30.968**	315.8	12:05'19.705
4	3.125	18.765	26.541	17.636	25.424	1'31.491	317.6	12:06'51.196
5	3.144	18.800	26.433	17.596	25.543	1'31.516	314.9	12:08'22.712
6	3.135	18.779	26.565	17.609	25.560	1'31.648	315.8	12:09'54.360
7	3.124	18.799	26.649	17.702	25.708	1'31.982	315.8	12:11'26.342
8	3.128	18.780	26.411	17.709	25.636	1'31.664	316.7	12:12'58.006
9	3.140	18.751	26.532	17.666	25.669	1'31.758	314.9	12:14'29.764
10	3.140	18.791	26.528	17.608	25.598	1'31.665	314.9	12:16'01.429
11	3.122	18.776	26.468	17.660	25.601	1'31.627	316.7	12:17'33.056
12	3.102	18.814	26.607	17.733	25.635	1'31.891	**318.6**	12:19'04.947
13	3.115	18.789	26.904	17.951	25.716	1'32.475	317.6	12:20'37.422
14	3.129	18.852	26.475	17.574	25.540	1'31.570	316.7	12:22'08.992
15	3.094	18.932	26.569	17.598	25.632	1'31.825	306.8	12:23'40.817
16	**3.093**	18.799	26.332	17.643	25.486	1'31.353	**318.6**	12:25'12.170
17	3.114	18.817	26.562	17.633	25.567	1'31.693	316.7	12:26'43.863
18	3.102	18.866	26.508	17.622	25.562	1'31.660	316.7	12:28'15.523
19	3.105	18.932	26.538	17.744	25.513	1'31.832	315.8	12:29'47.355
20	3.094	18.857	26.492	17.703	25.813	1'31.959	314.0	12:31'19.314
21	3.131	18.901	26.576	17.766	25.808	1'32.182	316.7	12:32'51.496
22	3.142	18.872	26.522	17.829	25.809	1'32.174	314.0	12:34'23.670

50 S. GUINTOLI (1'31.091)

Lap	Seg. 1	Seg. 2	Seg. 3	Seg. 4	Seg. 5	Lap Time	km/h	Local Time
1			**26.245**	**17.341**	**25.394**	1'35.940		12:02'17.211
2	3.161	18.641	26.381	17.405	25.503	**1'31.091**	313.0	12:03'48.302
3	3.156	**18.494**	26.284	17.548	25.683	1'31.165	313.0	12:05'19.467
4	3.158	18.646	26.458	17.591	25.611	1'31.464	313.0	12:06'50.931
5	3.165	18.663	26.363	17.559	25.635	1'31.385	311.2	12:08'22.316
6	3.172	18.740	26.480	17.552	25.788	1'31.732	310.3	12:09'54.048
7	3.169	18.790	26.539	17.652	25.690	1'31.840	312.1	12:11'25.888
8	3.166	18.761	26.526	17.624	25.713	1'31.790	313.0	12:12'57.678
9	3.171	18.691	26.552	17.606	25.810	1'31.830	312.1	12:14'29.508
10	3.174	18.692	26.428	17.593	25.709	1'31.596	311.2	12:16'01.104
11	3.155	18.735	26.450	17.664	25.712	1'31.716	314.0	12:17'32.820
12	3.155	18.693	26.529	17.690	25.702	1'31.769	313.0	12:19'04.589
13	3.158	18.754	26.483	17.697	25.884	1'31.976	313.0	12:20'36.565
14	3.162	18.701	26.525	17.681	25.792	1'31.861	311.2	12:22'08.426
15	3.167	18.656	26.404	17.556	25.634	1'31.417	309.5	12:23'39.843
16	3.168	18.722	26.420	17.668	25.767	1'31.745	313.0	12:25'11.588
17	3.158	18.974	26.733	17.618	25.706	1'32.189	312.1	12:26'43.777
18	3.130	18.693	26.527	17.554	25.748	1'31.652	314.0	12:28'15.429
19	3.158	18.704	26.565	17.580	25.741	1'31.748	312.1	12:29'47.177
20	3.147	18.775	26.934	17.718	25.678	1'32.252	314.0	12:31'19.429
21	**3.102**	19.012	26.685	17.681	25.856	1'32.336	311.2	12:32'51.765
22	3.118	18.838	26.691	17.647	25.686	1'31.980	**317.6**	12:34'23.745

34 D. GIUGLIANO (1'30.990)

Lap	Seg. 1	Seg. 2	Seg. 3	Seg. 4	Seg. 5	Lap Time	km/h	Local Time
1			26.502	**17.206**	**25.361**	1'36.665		12:02'17.936
2	3.220	**18.464**	26.411	17.386	25.509	**1'30.990**	307.7	12:03'48.926
3	3.207	18.594	**26.347**	17.358	25.503	1'31.009	307.7	12:05'19.935
4	3.214	18.572	26.649	17.525	25.396	1'31.356	307.7	12:06'51.291
5	**3.168**	18.827	26.550	17.472	25.573	1'31.590	**312.1**	12:08'22.881
6	3.216	18.676	26.622	17.506	25.620	1'31.640	306.8	12:09'54.521
7	3.189	18.768	26.607	17.640	25.831	1'32.035	309.5	12:11'26.556
8	3.227	18.678	26.508	17.576	25.681	1'31.670	306.8	12:12'58.226
9	3.221	18.647	26.604	17.546	25.639	1'31.657	307.7	12:14'29.883
10	3.175	18.823	26.575	17.522	25.665	1'31.760	311.2	12:16'01.643
11	3.227	18.646	26.611	17.514	25.720	1'31.718	306.8	12:17'33.361
12	3.225	18.636	26.616	17.601	25.640	1'31.718	305.9	12:19'05.079
13	3.181	18.686	26.606	17.478	25.704	1'31.655	311.2	12:20'36.734
14	3.207	18.698	26.652	17.559	25.826	1'31.942	307.7	12:22'08.676
15	3.257	18.907	26.572	17.449	25.882	1'32.067	302.5	12:23'40.743
16	3.251	18.921	26.584	17.510	25.768	1'32.034	303.4	12:25'12.777
17	3.234	18.748	26.611	17.689	25.832	1'32.114	305.9	12:26'44.891
18	3.248	18.820	26.627	17.615	25.909	1'32.219	304.2	12:28'17.110
19	3.253	18.911	26.671	17.612	25.778	1'32.225	303.4	12:29'49.335
20	3.251	18.833	26.743	17.695	25.936	1'32.458	303.4	12:31'21.793
21	3.261	18.927	26.819	17.666	26.049	1'32.722	303.4	12:32'54.515
22	3.270	18.927	27.104	17.775	26.092	1'33.168	301.7	12:34'27.683

76 L. BAZ (1'31.191)

Lap	Seg. 1	Seg. 2	Seg. 3	Seg. 4	Seg. 5	Lap Time	km/h	Local Time
1			27.074	17.465	25.631	1'38.466		12:02'19.737
2	3.158	18.740	26.576	**17.349**	25.536	1'31.359	314.9	12:03'51.096
3	3.154	**18.591**	**26.374**	17.440	25.632	**1'31.191**	314.9	12:05'22.287
4	3.131	18.723	26.593	17.368	**25.418**	1'31.233	315.8	12:06'53.520
5	**3.114**	19.491	26.848	17.484	25.734	1'32.671	311.2	12:08'26.191
6	3.199	18.947	26.521	17.413	25.752	1'31.832	303.4	12:09'58.023
7	3.201	18.997	26.557	17.473	25.640	1'31.868	312.1	12:11'29.891
8	3.131	18.863	26.550	17.465	25.779	1'31.788	**316.7**	12:13'01.679
9	3.142	18.763	26.553	17.615	25.887	1'31.960	314.9	12:14'33.639
10	3.194	18.760	26.618	17.591	25.860	1'32.023	310.3	12:16'05.662
11	3.203	18.631	26.714	17.848	25.788	1'32.184	308.6	12:17'37.846
12	3.189	18.731	26.537	17.587	25.975	1'32.019	309.5	12:19'09.865
13	3.208	18.909	27.167	17.675	25.893	1'32.852	308.6	12:20'42.717
14	3.129	18.864	26.705	17.516	25.789	1'32.003	314.0	12:22'14.720
15	3.212	18.751	26.581	17.518	25.875	1'31.937	302.5	12:23'46.657
16	3.227	18.763	26.609	17.838	25.996	1'32.433	307.7	12:25'19.090
17	3.228	19.071	26.718	17.563	25.975	1'32.555	304.2	12:26'51.645
18	3.256	19.149	26.809	17.521	25.803	1'32.538	303.4	12:28'24.183
19	3.204	18.786	26.796	17.679	25.789	1'32.254	306.8	12:29'56.437
20	3.214	18.790	26.710	17.511	25.744	1'31.969	307.7	12:31'28.406
21	3.213	18.629	26.564	17.522	25.808	1'31.736	307.7	12:33'00.142
22	3.228	18.644	26.503	17.527	25.799	1'31.701	307.7	12:34'31.843

65 J. REA (1'31.269)

Lap	Seg. 1	Seg. 2	Seg. 3	Seg. 4	Seg. 5	Lap Time	km/h	Local Time
1			26.518	**17.295**	**25.491**	1'37.156		12:02'18.427
2	3.206	**18.522**	**26.375**	17.311	25.855	**1'31.269**	309.5	12:03'49.696
3	3.219	18.644	26.498	17.608	25.766	1'31.735	306.8	12:05'21.431
4	3.228	18.643	26.512	17.603	25.806	1'31.792	305.9	12:06'53.223
5	3.239	19.408	26.649	17.634	25.931	1'32.861	305.9	12:08'26.084
6	3.246	18.880	26.795	17.491	25.658	1'32.070	304.2	12:09'58.154
7	3.147	18.764	26.463	17.487	25.718	1'31.579	**314.0**	12:11'29.733
8	3.217	18.549	26.567	17.466	26.032	1'31.831	307.7	12:13'01.564
9	3.224	18.943	26.611	17.566	25.869	1'32.213	306.8	12:14'33.777
10	3.149	18.797	26.705	17.537	25.807	1'31.995	**314.0**	12:16'05.772
11	**3.142**	18.786	26.712	17.520	25.894	1'32.054	**314.0**	12:17'37.826
12	3.236	18.884	26.581	17.535	25.867	1'32.103	301.7	12:19'09.929
13	3.155	18.784	26.965	17.622	25.999	1'32.525	311.2	12:20'42.454
14	3.228	18.914	26.560	17.602	25.954	1'32.258	303.4	12:22'14.712
15	3.223	18.864	26.700	17.490	25.724	1'32.001	304.2	12:23'46.713
16	3.211	18.826	26.691	17.545	26.085	1'32.358	306.8	12:25'19.071
17	3.260	18.944	26.656	17.596	26.110	1'32.566	300.0	12:26'51.637
18	3.261	18.936	26.740	17.609	25.967	1'32.513	302.5	12:28'24.150
19	3.237	18.924	26.857	17.707	25.860	1'32.585	304.2	12:29'56.735
20	3.179	18.680	26.761	17.558	25.660	1'31.838	311.2	12:31'28.573
21	3.162	18.770	26.644	17.431	25.853	1'31.860	**314.0**	12:33'00.433
22	3.190	18.666	26.571	17.662	25.907	1'31.996	310.3	12:34'32.429

1 T. SYKES (1'31.307)

Lap	Seg. 1	Seg. 2	Seg. 3	Seg. 4	Seg. 5	Lap Time	km/h	Local Time
1			26.943	17.477	25.876	1'38.325		12:02'19.596
2	3.111	18.724	27.333	17.475	25.659	1'32.302	319.5	12:03'51.898
3	3.112	**18.624**	26.573	**17.402**	**25.596**	**1'31.307**	318.6	12:05'23.205
4	3.123	18.652	26.531	17.481	25.653	1'31.440	317.6	12:06'54.645
5	3.162	18.820	26.763	17.554	25.651	1'31.950	313.0	12:08'26.595
6	3.137	18.975	26.868	17.604	25.825	1'32.409	314.9	12:09'59.004
7	3.123	18.675	26.668	17.503	25.675	1'31.644	318.6	12:11'30.648
8	**3.079**	18.969	**26.445**	17.496	25.739	1'31.728	**320.5**	12:13'02.376
9	3.150	18.802	26.550	17.503	25.650	1'31.655	314.9	12:14'34.031
10	3.116	18.846	26.699	17.625	25.810	1'32.096	317.6	12:16'06.127
11	3.142	18.815	26.608	17.668	25.700	1'31.933	315.8	12:17'38.060
12	3.127	18.964	26.645	17.515	25.806	1'32.057	305.9	12:19'10.117
13	3.100	18.937	26.895	17.647	25.846	1'32.425	314.9	12:20'42.542
14	3.132	18.761	26.574	17.620	25.810	1'31.897	311.2	12:22'14.439
15	3.196	18.823	27.470	17.708	25.935	1'33.132	307.7	12:23'47.571

P = Pits In/Out - C = Lap-Time Cancelled

PIRELLI
Official Tyre Supplier
TISSOT
SWISS WATCHES SINCE 1853
Official Timekeeper

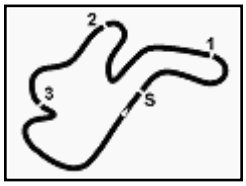

Phillip Island 4.445 m

Phillip Island, 21-22-23 February 2014
Superbike - Analysis Race 1

16	3.174	18.882	26.609	17.696	25.855	1'32.216	310,3	12:25'19.787
17	3.160	18.903	26.667	17.590	25.840	1'32.160	312,1	12:26'51.947
18	3.141	19.188	26.898	17.539	25.940	1'32.706	315,8	12:28'24.653
19	3.154	18.820	26.822	17.665	25.812	1'32.273	313,0	12:29'56.926
20	3.101	18.932	26.861	17.532	25.847	1'32.273	315,8	12:31'29.199
21	3.157	18.880	26.680	17.685	26.074	1'32.476	314,0	12:33'01.675
22	3.169	19.156	27.121	18.182	27.020	1'34.648	312,1	12:34'36.323

7 C. DAVIES (1'30.949)

Lap	Seg. 1	Seg. 2	Seg. 3	Seg. 4	Seg. 5	Lap Time	km/h	Local Time
1			26.959	17.435	25.564	1'38.064		12:02'19.335
2	3.236	**18.465**	**26.323**	**17.365**	**25.560**	**1'30.949**	307,7	12:03'50.284
3	3.245	18.659	26.537	17.542	25.647	1'31.630	306,8	12:05'21.914
4	3.186	18.602	26.554	17.485	25.579	1'31.406	312,1	12:06'53.320
5	**3.149**	19.597	27.110	17.519	25.620	1'32.995	**313,0**	12:08'26.315
6	3.164	19.017	26.902	17.481	25.726	1'32.290	311,2	12:09'58.605
7	3.175	18.744	26.643	17.571	25.764	1'31.897	**313,0**	12:11'30.502
8	3.181	19.186	26.769	17.575	25.864	1'32.575	312,1	12:13'03.077
9	3.194	18.786	26.656	17.593	25.850	1'32.079	311,2	12:14'35.156
10	3.199	18.807	26.899	17.674	25.893	1'32.472	309,5	12:16'07.628
11	3.206	18.951	26.896	17.668	25.883	1'32.604	310,3	12:17'40.232
12	3.213	18.821	26.838	17.719	25.922	1'32.513	307,7	12:19'12.745
13	3.218	18.797	26.830	17.718	25.934	1'32.497	308,6	12:20'45.242
14	3.213	18.838	26.921	17.728	26.065	1'32.765	307,7	12:22'18.007
15	3.236	19.032	26.945	17.805	26.081	1'33.099	305,9	12:23'51.106
16	3.234	18.941	26.853	17.884	26.237	1'33.149	306,8	12:25'24.255
17	3.239	19.058	26.942	17.886	26.321	1'33.446	306,8	12:26'57.701
18	3.251	19.042	27.121	17.922	26.306	1'33.642	305,9	12:28'31.343
19	3.247	19.053	27.014	18.012	26.382	1'33.708	305,9	12:30'05.051
20	3.237	19.218	27.013	17.882	26.293	1'33.643	305,9	12:31'38.694
21	3.245	19.146	27.103	17.960	26.338	1'33.792	306,8	12:33'12.486
22	3.239	19.191	27.147	17.961	26.411	1'33.949	305,9	12:34'46.435

44 D. SALOM (1'32.807)

Lap	Seg. 1	Seg. 2	Seg. 3	Seg. 4	Seg. 5	Lap Time	km/h	Local Time
1			27.649	17.760	26.169	1'40.278		12:02'21.549
2	**3.248**	18.849	27.129	17.698	25.901	1'32.825	**303,4**	12:03'54.374
3	3.299	18.887	26.829	17.841	26.025	1'32.881	297,5	12:05'27.255
4	3.274	19.146	27.379	17.808	26.117	1'33.724	299,2	12:07'00.979
5	3.290	18.981	26.986	17.867	26.085	1'33.209	300,0	12:08'34.188
6	3.287	18.969	27.105	17.798	26.095	1'33.254	300,0	12:10'07.442
7	3.311	19.227	26.898	17.887	26.059	1'33.382	295,9	12:11'40.824
8	3.285	19.072	**26.733**	17.712	26.121	1'32.923	296,7	12:13'13.747
9	3.315	19.032	27.020	17.810	26.145	1'33.322	295,9	12:14'47.069
10	3.386	19.016	26.962	17.716	25.977	1'33.057	291,1	12:16'20.126
11	3.283	18.948	26.872	17.709	26.047	1'32.859	297,5	12:17'52.985
12	3.387	18.866	26.850	17.738	26.110	1'32.951	291,9	12:19'25.936
13	3.390	18.894	27.025	17.956	26.199	1'33.464	289,5	12:20'59.400
14	3.388	18.856	26.749	17.780	26.121	1'32.894	290,3	12:22'32.294
15	3.408	18.852	27.233	17.985	26.276	1'33.754	288,0	12:24'06.048
16	3.393	19.086	26.988	17.703	26.027	1'33.197	290,3	12:25'39.245
17	3.317	18.926	26.884	17.908	26.318	1'33.353	295,1	12:27'12.598
18	3.402	19.123	26.972	17.745	25.995	1'33.237	291,9	12:28'45.835
19	3.383	19.129	26.975	17.725	**25.868**	1'33.080	289,5	12:30'18.915
20	3.387	19.096	26.948	17.822	26.056	1'33.309	288,8	12:31'52.224
21	3.461	19.064	26.848	17.757	25.957	1'33.087	283,5	12:33'25.311
22	3.380	**18.840**	26.780	**17.678**	26.129	**1'32.807**	291,1	12:34'58.118

59 N. CANEPA (1'32.251)

Lap	Seg. 1	Seg. 2	Seg. 3	Seg. 4	Seg. 5	Lap Time	km/h	Local Time
1			27.336	17.659	**25.744**	1'39.559		12:02'20.830
2	**3.281**	18.918	**26.724**	17.523	25.805	**1'32.251**	**302,5**	12:03'53.081
3	3.315	18.863	27.848	17.856	26.119	1'34.001	298,3	12:05'27.082
4	3.349	18.978	26.925	17.629	26.183	1'33.064	295,1	12:07'00.146
5	3.370	19.046	26.950	17.689	26.225	1'33.280	293,5	12:08'33.426
6	3.407	19.085	27.189	17.685	26.107	1'33.473	290,3	12:10'06.899
7	3.388	19.153	26.986	17.812	26.190	1'33.529	291,9	12:11'40.428
8	3.390	18.963	26.922	17.612	26.263	1'33.150	291,9	12:13'13.578
9	3.390	18.970	27.209	17.904	26.116	1'33.589	290,3	12:14'47.167
10	3.299	18.853	26.937	17.604	26.151	1'32.844	299,2	12:16'20.011
11	3.369	19.143	27.056	17.586	25.946	1'33.100	294,3	12:17'53.111
12	3.346	19.051	26.976	17.711	25.932	1'33.016	295,1	12:19'26.127
13	3.308	19.007	27.050	17.822	26.221	1'33.408	299,2	12:20'59.535
14	3.290	19.107	26.889	17.620	25.959	1'32.865	300,0	12:22'32.400
15	3.381	19.024	27.054	18.040	26.190	1'33.689	290,3	12:24'06.089
16	3.347	18.899	26.970	17.684	26.180	1'33.080	295,1	12:25'39.169
17	3.399	19.083	27.052	17.633	26.279	1'33.446	288,8	12:27'12.615
18	3.359	18.982	26.979	17.722	26.134	1'33.176	291,9	12:28'45.791
19	3.368	19.031	26.969	17.677	26.015	1'33.060	293,5	12:30'18.851
20	3.373	19.015	26.993	17.799	26.181	1'33.361	292,7	12:31'52.212
21	3.457	19.265	27.035	17.693	26.127	1'33.577	284,2	12:33'25.789
22	3.333	**18.847**	26.751	**17.429**	26.030	1'32.390	296,7	12:34'58.179

14 G. ALLERTON (1'32.892)

Lap	Seg. 1	Seg. 2	Seg. 3	Seg. 4	Seg. 5	Lap Time	km/h	Local Time
1			27.807	17.780	26.144	1'40.584		12:02'21.855
2	3.262	19.020	26.964	17.723	**25.980**	1'32.949	302,5	12:03'54.804
3	3.261	18.907	27.042	17.674	26.008	**1'32.892**	302,5	12:05'27.696
4	**3.219**	18.963	27.022	17.792	26.089	1'33.085	**306,8**	12:07'00.781
5	3.315	19.027	26.990	17.797	26.203	1'33.332	297,5	12:08'34.113
6	3.318	18.940	27.022	17.786	26.210	1'33.276	298,3	12:10'07.389
7	3.314	19.069	**26.911**	17.909	26.184	1'33.387	298,3	12:11'40.776
8	3.320	19.326	26.996	17.729	26.098	1'33.469	298,3	12:13'14.245
9	3.302	19.060	26.922	17.716	26.032	1'33.032	298,3	12:14'47.277
10	3.260	19.179	27.011	17.674	26.078	1'33.202	299,2	12:16'20.479
11	3.281	19.019	27.065	17.680	26.017	1'33.062	301,7	12:17'53.541
12	3.287	**18.877**	27.037	17.729	26.042	1'32.972	300,0	12:19'26.513
13	3.284	18.954	26.959	17.745	26.266	1'33.208	300,8	12:20'59.721
14	3.273	19.141	27.023	**17.660**	26.118	1'33.215	301,7	12:22'32.936
15	3.311	18.953	27.046	17.835	26.181	1'33.326	296,7	12:24'06.262
16	3.308	19.155	27.092	17.706	26.237	1'33.498	296,7	12:25'39.760
17	3.305	18.965	26.923	17.692	26.227	1'33.112	300,0	12:27'12.872
18	3.308	19.148	27.073	17.676	26.085	1'33.290	298,3	12:28'46.162
19	3.296	19.117	27.025	17.751	26.034	1'33.223	300,0	12:30'19.385
20	3.290	18.909	27.051	17.780	26.070	1'33.100	300,8	12:31'52.485
21	3.286	19.302	27.141	17.698	26.186	1'33.613	300,8	12:33'26.098
22	3.297	19.060	27.074	17.962	26.491	1'33.884	298,3	12:34'59.982

9 F. FORET (1'32.980)

Lap	Seg. 1	Seg. 2	Seg. 3	Seg. 4	Seg. 5	Lap Time	km/h	Local Time
1			27.454	17.627	**25.963**	1'40.108		12:02'21.379
2	3.311	**18.769**	27.099	**17.563**	26.238	**1'32.980**	299,2	12:03'54.359
3	3.368	19.015	**27.028**	17.657	26.160	1'33.228	291,9	12:05'27.587
4	3.295	19.240	27.188	17.728	26.043	1'33.494	**300,0**	12:07'01.081
5	**3.284**	19.083	27.134	17.773	26.082	1'33.356	296,7	12:08'34.437
6	3.306	18.946	27.287	17.696	26.068	1'33.303	298,3	12:10'07.740
7	3.308	19.181	27.083	17.730	26.164	1'33.466	298,3	12:11'41.206
8	3.320	19.097	27.101	17.750	26.744	1'34.012	296,7	12:13'15.218
9	3.375	18.798	27.119	17.787	26.143	1'33.222	291,9	12:14'48.440
10	3.364	18.838	27.032	17.740	26.324	1'33.298	294,3	12:16'21.738
11	3.377	18.859	27.098	17.714	26.231	1'33.279	292,7	12:17'55.017
12	3.373	18.890	27.176	17.840	26.254	1'33.533	291,9	12:19'28.550
13	3.372	18.826	27.054	17.767	26.443	1'33.462	295,1	12:21'02.012
14	3.392	18.871	27.217	17.853	26.260	1'33.593	291,1	12:22'35.605
15	3.391	18.873	27.151	17.898	26.277	1'33.590	289,5	12:24'09.195
16	3.396	18.999	27.189	17.770	26.452	1'33.806	289,5	12:25'43.001
17	3.393	19.040	27.177	17.718	26.424	1'33.752	290,3	12:27'16.753
18	3.411	18.963	27.129	18.010	26.338	1'33.851	289,5	12:28'50.604
19	3.399	19.007	27.322	17.822	26.255	1'33.805	289,5	12:30'24.409
20	3.391	18.868	27.139	17.785	26.386	1'33.569	291,1	12:31'57.978
21	3.383	18.962	27.228	17.814	26.396	1'33.783	291,9	12:33'31.761
22	3.412	18.905	27.656	17.784	26.405	1'34.162	288,8	12:35'05.923

71 C. CORTI (1'33.154)

Lap	Seg. 1	Seg. 2	Seg. 3	Seg. 4	Seg. 5	Lap Time	km/h	Local Time
1			27.613	17.857	26.094	1'41.326		12:02'22.597
2	**3.271**	**18.807**	26.908	**17.572**	26.644	1'33.202	**303,4**	12:03'55.799
3	3.377	19.187	26.876	17.798	26.387	1'33.625	295,9	12:05'29.424
4	3.330	19.148	26.900	17.665	26.197	1'33.240	297,5	12:07'02.664
5	3.323	19.079	26.973	17.767	26.191	1'33.333	298,3	12:08'35.997
6	3.325	19.031	26.920	18.032	26.154	1'33.462	298,3	12:10'09.459
7	3.336	19.104	26.956	17.911	26.217	1'33.524	296,7	12:11'42.983
8	3.331	19.088	27.195	17.915	26.317	1'33.846	297,5	12:13'16.829
9	3.324	19.169	27.123	17.808	26.274	1'33.698	296,7	12:14'50.527
10	3.322	19.150	27.069	17.918	26.307	1'33.766	298,3	12:16'24.293
11	3.350	19.166	27.151	17.842	26.273	1'33.782	295,9	12:17'58.075
12	3.321	19.311	27.031	17.902	26.111	1'33.676	297,5	12:19'31.751
13	3.322	19.072	26.949	17.745	26.072	1'33.160	297,5	12:21'04.911
14	3.310	19.051	26.973	17.886	26.075	1'33.295	298,3	12:22'38.206
15	3.315	19.071	**26.861**	18.035	26.319	1'33.601	297,5	12:24'11.807
16	3.357	19.160	26.972	17.836	26.343	1'33.668	295,1	12:25'45.475
17	3.321	19.211	26.976	17.838	26.129	1'33.475	297,5	12:27'18.950
18	3.322	19.177	26.862	17.815	26.168	1'33.344	296,7	12:28'52.294
19	3.325	19.136	26.915	17.914	26.135	1'33.425	296,7	12:30'25.719
20	3.315	19.103	27.013	17.717	**26.006**	**1'33.154**	298,3	12:31'58.873
21	3.298	19.114	26.907	17.826	27.482	1'34.627	300,8	12:33'33.500
22	3.389	19.341	27.305	19.150	28.275	1'37.460	293,5	12:35'10.960

11 J. GUARNONI (1'33.695)

Lap	Seg. 1	Seg. 2	Seg. 3	Seg. 4	Seg. 5	Lap Time	km/h	Local Time
1			27.734	17.983	26.186	1'41.293		12:02'22.564
2	**3.334**	19.318	27.147	17.861	**26.116**	1'33.776	294,3	12:03'56.340
3	3.346	**19.242**	27.162	**17.813**	26.132	**1'33.695**	**295,9**	12:05'30.035
4	3.362	19.430	**27.115**	17.949	26.162	1'34.018	294,3	12:07'04.053
5	3.383	19.399	27.304	17.998	26.426	1'34.510	291,9	12:08'38.563
6	3.408	19.320	27.308	18.119	26.333	1'34.488	290,3	12:10'13.051

P = Pits In/Out - C = Lap-Time Cancelled

PIRELLI
Official Tyre Supplier
TISSOT
SWISS WATCHES SINCE 1853
Official Timekeeper

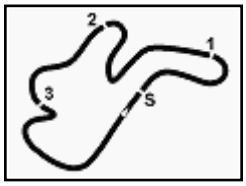

Phillip Island 4.445 m

Phillip Island, 21-22-23 February 2014
Superbike - Analysis Race 1

7	3.407	19.486	27.398	18.095	26.386	1'34.772	288.8	12:11'47.823
8	3.413	19.546	27.453	18.007	26.955	1'35.374	289.5	12:13'23.197
9	3.466	19.462	27.282	17.997	26.505	1'34.712	285.0	12:14'57.909
10	3.419	19.374	27.249	18.080	26.435	1'34.557	288.0	12:16'32.466
11	3.410	19.401	27.313	18.060	26.439	1'34.623	289.5	12:18'07.089
12	3.423	19.367	27.325	18.115	26.414	1'34.644	286.5	12:19'41.733
13	3.440	19.341	27.307	18.111	26.575	1'34.774	285.7	12:21'16.507
14	3.441	19.447	27.307	18.194	26.367	1'34.756	286.5	12:22'51.263
15	3.453	19.480	27.396	18.184	26.642	1'35.155	283.5	12:24'26.418
16	3.447	19.441	27.396	18.093	26.434	1'34.811	285.7	12:26'01.229
17	3.437	19.617	27.737	18.254	26.827	1'35.872	286.5	12:27'37.101
18	3.458	19.576	27.535	18.295	26.668	1'35.532	284.2	12:29'12.633
19	3.452	19.654	27.601	18.208	26.601	1'35.516	285.0	12:30'48.149
20	3.438	19.463	27.453	18.271	26.555	1'35.180	287.2	12:32'23.329
21	3.455	19.435	27.510	18.382	27.052	1'35.834	284.2	12:33'59.163
22	3.655	19.750	28.249	18.944	28.084	1'38.682	267.3	12:35'37.845

32 S. MORAIS (1'33.486)

Lap	Seg. 1	Seg. 2	Seg. 3	Seg. 4	Seg. 5	Lap Time	km/h	Local Time
1			27.641	**17.845**	**26.016**	1'40.782		12:02'22.053
2	**3.291**	19.017	50.155	18.366	26.455	1'57.284	**295.1**	12:04'19.337
3	3.408	19.274	27.158	18.017	26.378	1'34.235	288.8	12:05'53.572
4	3.408	19.578	27.375	17.990	26.287	1'34.638	288.8	12:07'28.210
5	3.419	19.154	26.964	17.971	26.551	1'34.059	288.0	12:09'02.269
6	3.459	19.108	26.980	18.092	26.345	1'33.984	285.7	12:10'36.253
7	3.416	19.248	27.459	18.115	26.407	1'34.645	288.0	12:12'10.898
8	3.408	**18.982**	26.982	17.969	26.299	1'33.640	289.5	12:13'44.538
9	3.393	19.065	27.754	18.331	26.658	1'35.201	290.3	12:15'19.739
10	3.426	19.180	27.371	17.980	26.358	1'34.315	288.0	12:16'54.054
11	3.402	19.097	27.931	18.165	26.276	1'34.871	288.8	12:18'28.925
12	3.402	18.998	**26.899**	17.986	26.201	**1'33.486**	289.5	12:20'02.411
13	3.402	19.023	26.925	17.960	26.332	1'33.642	289.5	12:21'36.053
14	3.410	18.985	27.067	18.066	26.417	1'33.945	288.8	12:23'09.998
15	3.415	19.114	27.143	17.925	26.448	1'34.045	288.0	12:24'44.043
16	3.414	19.010	27.278	18.114	26.441	1'34.257	288.0	12:26'18.300
17	3.387	19.068	27.195	17.951	26.301	1'33.902	291.1	12:27'52.202
18	3.407	19.025	27.190	17.980	26.258	1'33.860	289.5	12:29'26.062
19	3.403	19.111	27.222	17.981	26.339	1'34.056	288.8	12:31'00.118
20	3.417	19.109	27.235	17.981	26.580	1'34.322	288.8	12:32'34.440
21	3.415	19.184	27.634	18.417	26.570	1'35.220	288.0	12:34'09.660
22	3.421	19.135	27.361	18.234	26.586	1'34.737	288.0	12:35'44.397

10 I. TOTH (1'34.664)

Lap	Seg. 1	Seg. 2	Seg. 3	Seg. 4	Seg. 5	Lap Time	km/h	Local Time
1			28.507	18.391	**26.316**	1'43.457		12:02'24.728
2	**3.216**	19.360	**27.545**	18.190	26.353	**1'34.664**	302.5	12:03'59.392
3	3.220	19.405	27.568	18.193	26.389	1'34.775	**307.7**	12:05'34.167
4	3.231	19.804	27.829	18.158	26.642	1'35.664	305.1	12:07'09.831
5	3.266	19.617	28.214	**18.131**	26.737	1'35.965	301.7	12:08'45.796
6	3.232	19.727	27.950	18.237	26.721	1'35.867	305.1	12:10'21.663
7	3.256	19.881	27.855	18.135	26.683	1'35.810	303.4	12:11'57.473
8	3.284	19.416	27.771	18.266	26.867	1'35.604	302.5	12:13'33.077
9	3.280	19.369	27.771	18.272	26.883	1'35.575	302.5	12:15'08.652
10	3.314	**19.324**	27.661	18.347	26.705	1'35.351	300.8	12:16'44.003
11	3.281	19.391	27.721	18.339	26.574	1'35.306	303.4	12:18'19.309
12	3.248	19.423	27.620	18.214	26.766	1'35.271	305.9	12:19'54.580
13	3.285	19.421	27.576	18.201	26.725	1'35.208	302.5	12:21'29.788
14	3.292	19.442	28.050	18.236	26.763	1'35.783	300.8	12:23'05.571
15	3.295	19.459	27.802	18.309	27.059	1'35.924	299.2	12:24'41.495
16	3.290	19.630	27.757	18.366	26.890	1'35.933	300.0	12:26'17.428
17	3.302	19.629	28.071	18.216	26.705	1'35.923	300.0	12:27'53.351
18	3.282	19.609	27.675	18.201	26.649	1'35.416	300.0	12:29'28.767
19	3.273	19.602	27.940	18.252	26.561	1'35.628	302.5	12:31'04.395
20	3.255	19.572	27.789	18.287	26.824	1'35.727	303.4	12:32'40.122
21	3.292	19.469	27.633	18.200	26.831	1'35.425	300.8	12:34'15.547
22	3.297	19.518	27.893	18.361	26.746	1'35.815	298.3	12:35'51.362

20 A. YATES (1'35.830)

Lap	Seg. 1	Seg. 2	Seg. 3	Seg. 4	Seg. 5	Lap Time	km/h	Local Time
1			28.465	18.325	26.728	1'43.502		12:02'24.773
2	3.579	19.961	27.800	18.360	26.890	1'36.590	270.7	12:04'01.363
3	3.575	19.950	28.123	18.394	26.800	1'36.842	**274.8**	12:05'38.205
4	3.576	20.353	27.865	18.367	26.960	1'37.121	273.4	12:07'15.326
5	3.614	19.968	28.312	18.618	27.145	1'37.657	270.0	12:08'52.983
6	3.635	19.954	27.780	18.386	26.903	1'36.658	270.0	12:10'29.641
7	3.629	20.066	27.739	18.322	27.047	1'36.803	270.0	12:12'06.444
8	3.624	19.859	27.824	18.396	27.054	1'36.757	271.4	12:13'43.201
9	3.650	19.805	27.774	18.382	26.959	1'36.570	268.0	12:15'19.771
10	3.629	19.781	**27.550**	**18.211**	**26.659**	**1'35.830**	268.7	12:16'55.601
11	**3.571**	**19.662**	27.769	18.368	27.000	1'36.370	**274.8**	12:18'31.971
12	3.595	19.816	27.604	18.455	27.040	1'36.510	272.0	12:20'08.481
13	3.631	19.830	27.793	18.503	27.100	1'36.857	270.0	12:21'45.338
14	3.639	19.692	27.687	18.320	27.045	1'36.383	268.7	12:23'21.721
15	3.629	19.682	27.815	18.374	27.138	1'36.638	270.0	12:24'58.359
16	3.645	19.803	27.728	18.365	26.928	1'36.469	274.1	12:26'34.828
17	3.635	19.969	28.179	18.457	29.007	1'39.247	269.3	12:28'14.075
18	5.298	21.388	28.308	18.292	27.036	1'40.322	183.7	12:29'54.397
19	3.643	19.915	29.382	18.318	26.927	1'38.185	269.3	12:31'32.582
20	3.630	19.764	27.688	18.477	27.025	1'36.584	270.0	12:33'09.166
21	3.627	19.839	27.903	18.585	27.140	1'37.094	268.7	12:34'46.260

21 A. ANDREOZZI (1'33.723)

Lap	Seg. 1	Seg. 2	Seg. 3	Seg. 4	Seg. 5	Lap Time	km/h	Local Time
1			27.981	17.876	26.215	1'41.595		12:02'22.866
2	**3.305**	19.136	32.781	**17.715**	**26.058**	1'38.995	**299.2**	12:04'01.861
3	3.341	19.185	**26.986**	17.887	26.371	1'33.770	295.9	12:05'35.631
4	3.384	19.263	27.483	17.805	26.327	1'34.262	291.1	12:07'09.893
5	3.313	19.563	27.807	17.914	26.492	1'35.089	**299.2**	12:08'44.982
6	3.407	18.935	27.399	17.873	26.251	1'33.865	289.5	12:10'18.847
7	3.402	19.054	27.237	17.944	26.374	1'34.011	288.8	12:11'52.858
8	3.403	19.091	27.302	17.870	26.628	1'34.294	289.5	12:13'27.152
9	3.442	19.225	27.660	17.880	26.242	1'34.449	286.5	12:15'01.601
10	3.395	19.022	27.169	17.876	26.448	1'33.910	289.5	12:16'35.511
11	3.399	**18.928**	27.269	17.844	26.283	**1'33.723**	290.3	12:18'09.234
12	3.389	18.998	27.244	17.829	26.442	1'33.902	290.3	12:19'43.136
13	3.414	19.079	27.207	17.828	26.279	1'33.807	289.5	12:21'16.943
14	3.367	19.283	27.396	18.021	26.254	1'34.321	294.3	12:22'51.264

91 L. HASLAM (1'31.566)

Lap	Seg. 1	Seg. 2	Seg. 3	Seg. 4	Seg. 5	Lap Time	km/h	Local Time
1			27.237	**17.498**	25.827	1'39.078		12:02'20.349
2	**3.140**	18.867	26.616	17.562	25.779	1'31.964	**314.0**	12:03'52.313
3	3.163	**18.625**	**26.525**	17.510	**25.743**	**1'31.566**	312.1	12:05'23.879
4	3.184	18.653	26.545	17.693	25.942	1'32.017	309.5	12:06'55.896

22 A. LOWES (1'31.082)

Lap	Seg. 1	Seg. 2	Seg. 3	Seg. 4	Seg. 5	Lap Time	km/h	Local Time
1			27.445	17.494	**25.589**	1'39.126		12:02'20.397
2	**3.092**	**18.601**	**26.385**	17.389	25.615	**1'31.082**	**320.5**	12:03'51.479
3	3.179	18.693	26.419	**17.279**	25.625	1'31.195	310.3	12:05'22.674

24 T. ELIAS (1'32.032)

Lap	Seg. 1	Seg. 2	Seg. 3	Seg. 4	Seg. 5	Lap Time	km/h	Local Time
1			27.147	**17.525**	25.557	1'38.616		12:02'19.887
2	3.112	18.937	**26.923**	17.552	**25.548**	1'32.072	309.5	12:03'51.959
3	**3.065**	**18.712**	27.016	17.650	25.589	**1'32.032**	318.6	12:05'23.991

P = Pits In/Out - C = Lap-Time Cancelled

PIRELLI
Official Tyre Supplier
TISSOT
SWISS WATCHES SINCE 1853
Official Timekeeper