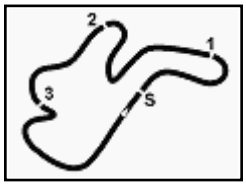

Phillip Island 4.445 m

Phillip Island, 21-22-23 February 2014

Superbike - Analysis Race 2

50 S. GUINTOLI (1'31.421)

Lap	Seg. 1	Seg. 2	Seg. 3	Seg. 4	Seg. 5	Lap Time	km/h	Local Time
1			26.791	17.708	25.897	1'38.356		14:42'09.908
2	3.169	18.757	26.559	17.634	25.794	1'31.913	312.1	14:43'41.821
3	3.190	18.836	26.672	17.676	25.989	1'32.363	308.6	14:45'14.184
4	3.164	18.770	26.757	17.622	25.821	1'32.134	**313.0**	14:46'46.318
5	3.187	18.699	26.531	17.571	25.883	1'31.871	311.2	14:48'18.189
6	3.194	18.688	26.723	17.480	25.929	1'32.014	305.9	14:49'50.203
7	3.175	19.199	27.329	17.530	25.713	1'32.946	311.2	14:51'23.149
8	**3.108**	18.957	26.779	**17.428**	25.631	1'31.903	310.3	14:52'55.052
9	3.117	18.810	26.623	17.540	25.605	1'31.695	312.1	14:54'26.747
10	3.123	18.969	26.670	17.560	25.565	1'31.887	307.7	14:55'58.634
11	3.139	18.864	26.628	17.518	**25.515**	1'31.664	300.0	14:57'30.298
12	3.130	18.698	26.589	17.450	25.554	**1'31.421**	312.1	14:59'01.719
13	3.165	**18.524**	**26.500**	17.674	25.793	1'31.656	312.1	15:00'33.375
14	3.185	18.787	26.664	17.674	25.901	1'32.211	309.5	15:02'05.586
15	3.192	18.802	26.586	17.663	25.794	1'32.037C	311.2	15:03'37.623

58 E. LAVERTY (1'31.668)

Lap	Seg. 1	Seg. 2	Seg. 3	Seg. 4	Seg. 5	Lap Time	km/h	Local Time
1			27.057	17.405	25.730	1'38.730		14:42'10.282
2	3.135	19.040	26.807	17.643	25.570	1'32.195	310.3	14:43'42.477
3	3.160	19.060	26.695	17.603	25.643	1'32.161	309.5	14:45'14.638
4	**3.098**	18.949	26.784	17.571	**25.551**	1'31.953	**316.7**	14:46'46.591
5	3.146	19.069	26.743	17.554	25.763	1'32.275	310.3	14:48'18.866
6	3.222	18.793	26.524	17.478	25.651	**1'31.668**	306.8	14:49'50.534
7	3.189	18.999	26.836	17.453	25.829	1'32.306	311.2	14:51'22.840
8	3.249	18.916	26.551	**17.396**	25.748	1'31.860	298.3	14:52'54.700
9	3.285	18.679	26.563	17.501	25.791	1'31.819	300.8	14:54'26.519
10	3.286	18.695	26.500	17.481	25.772	1'31.734	300.0	14:55'58.253
11	3.273	**18.673**	**26.462**	17.465	25.847	1'31.720	300.8	14:57'29.973
12	3.286	18.691	26.538	17.467	25.824	1'31.806	300.0	14:59'01.779
13	3.285	18.707	26.489	17.584	25.745	1'31.810	300.0	15:00'33.589
14	3.220	18.753	26.675	17.667	25.813	1'32.128	304.2	15:02'05.717

76 L. BAZ (1'31.660)

Lap	Seg. 1	Seg. 2	Seg. 3	Seg. 4	Seg. 5	Lap Time	km/h	Local Time
1			27.076	17.524	25.567	1'38.419		14:42'09.971
2	3.183	18.874	26.617	17.597	25.662	1'31.933	306.8	14:43'41.904
3	3.200	18.923	26.783	17.595	25.838	1'32.339	305.1	14:45'14.243
4	3.153	18.939	26.747	17.560	25.810	1'32.209	311.2	14:46'46.452
5	3.188	18.781	26.716	17.626	**25.535**	1'31.846	**312.1**	14:48'18.298
6	3.184	18.805	26.727	17.559	25.696	1'31.971	308.6	14:49'50.269
7	3.162	19.030	26.679	17.608	26.075	1'32.554	309.5	14:51'22.823
8	3.266	19.011	26.683	**17.446**	25.612	1'32.018	299.2	14:52'54.841
9	3.190	18.827	26.613	17.541	25.679	1'31.850	307.7	14:54'26.691
10	3.195	18.829	26.615	17.553	25.689	1'31.881	299.2	14:55'58.572
11	3.221	18.695	26.538	17.535	25.694	1'31.683	303.4	14:57'30.255
12	3.204	18.858	26.669	17.537	25.580	1'31.848	306.8	14:59'02.103
13	3.211	18.693	**26.524**	17.569	25.663	**1'31.660**	308.6	15:00'33.763
14	3.182	18.874	26.706	17.652	25.692	1'32.106	306.8	15:02'05.869
15	**3.139**	18.960	27.292	17.590	25.720	1'32.701C	**312.1**	15:03'38.570

1 T. SYKES (1'31.440)

Lap	Seg. 1	Seg. 2	Seg. 3	Seg. 4	Seg. 5	Lap Time	km/h	Local Time
1			27.615	17.609	**25.544**	1'39.113		14:42'10.665
2	**3.097**	18.940	27.584	17.671	25.712	1'33.004	**321.4**	14:43'43.669
3	3.133	18.961	26.917	17.580	25.671	1'32.262	316.7	14:45'15.931
4	3.121	18.817	26.784	17.610	25.710	1'32.042	317.6	14:46'47.973
5	3.125	18.852	26.635	17.608	25.780	1'32.000	317.6	14:48'19.973
6	3.111	18.812	26.759	17.679	25.866	1'32.227	319.5	14:49'52.200
7	3.151	18.981	26.745	17.532	25.816	1'32.225	315.8	14:51'24.425
8	3.122	18.766	26.822	17.544	25.721	1'31.975	318.6	14:52'56.400
9	3.133	18.777	26.763	17.528	25.733	1'31.934	314.9	14:54'28.334
10	3.153	18.824	26.484	**17.495**	25.852	1'31.808	310.3	14:56'00.142
11	3.190	18.676	26.460	17.515	25.763	1'31.604	309.5	14:57'31.746
12	3.185	18.694	26.555	17.592	25.740	1'31.766	311.2	14:59'03.512
13	3.174	18.793	26.392	17.598	25.780	1'31.737	312.1	15:00'35.249
14	3.182	**18.663**	**26.380**	17.533	25.682	**1'31.440**	311.2	15:02'06.689
15	3.167	18.667	26.951	17.745	25.703	1'32.233C	312.1	15:03'38.922

34 D. GIUGLIANO (1'31.550)

Lap	Seg. 1	Seg. 2	Seg. 3	Seg. 4	Seg. 5	Lap Time	km/h	Local Time
1			27.085	17.696	25.913	1'38.542		14:42'10.094
2	3.272	19.203	26.857	17.583	25.740	1'32.655	304.2	14:43'42.749
3	3.191	18.946	26.738	17.569	25.762	1'32.206	309.5	14:45'14.955
4	3.188	18.770	26.908	17.631	25.715	1'32.212	**310.3**	14:46'47.167
5	3.190	18.793	26.811	**17.445**	25.801	1'32.040	309.5	14:48'19.207
6	3.206	18.930	26.769	17.548	25.751	1'32.204	309.5	14:49'51.411
7	3.253	18.790	26.809	17.603	26.044	1'32.499	304.2	14:51'23.910
8	3.183	18.787	26.980	17.595	25.870	1'32.415	**310.3**	14:52'56.325
9	3.248	18.847	26.951	17.478	25.689	1'32.213	304.2	14:54'28.538
10	**3.167**	18.915	26.695	17.477	25.710	1'31.964	**310.3**	14:56'00.502
11	3.230	18.706	**26.552**	17.469	**25.593**	**1'31.550**	305.9	14:57'32.052
12	3.242	**18.629**	26.576	17.508	25.727	1'31.682	305.1	14:59'03.734
13	3.235	18.793	26.565	17.606	25.745	1'31.944	305.9	15:00'35.678
14	3.247	18.798	26.604	17.501	25.810	1'31.960	303.4	15:02'07.638
15	3.251	18.705	27.113	17.766	25.841	1'32.676C	302.5	15:03'40.314

65 J. REA (1'31.937)

Lap	Seg. 1	Seg. 2	Seg. 3	Seg. 4	Seg. 5	Lap Time	km/h	Local Time
1			26.907	17.737	25.804	1'38.601		14:42'10.153
2	3.159	19.010	26.738	17.731	25.657	1'32.295	312.1	14:43'42.448
3	3.145	18.950	26.685	17.665	**25.638**	1'32.083	314.0	14:45'14.531
4	**3.108**	18.871	26.792	17.566	25.660	1'31.997	**318.6**	14:46'46.528
5	3.172	18.974	26.668	17.664	25.833	1'32.311	309.5	14:48'18.839
6	3.199	18.736	26.849	**17.496**	25.722	1'32.002	311.2	14:49'50.841
7	3.178	18.854	26.867	17.507	25.861	1'32.267	312.1	14:51'23.108
8	3.187	19.117	26.961	17.535	25.826	1'32.626	305.9	14:52'55.734
9	3.209	18.838	26.872	17.646	26.024	1'32.589	307.7	14:54'28.323
10	3.225	19.260	27.178	17.668	26.107	1'33.438	306.8	14:56'01.761
11	3.173	18.714	**26.619**	17.604	25.827	**1'31.937**	309.5	14:57'33.698
12	3.220	18.756	26.688	17.648	25.929	1'32.241	306.8	14:59'05.939
13	3.243	**18.707**	26.679	17.625	25.894	1'32.148	304.2	15:00'38.087
14	3.254	18.720	26.694	17.749	26.033	1'32.450	303.4	15:02'10.537
15	3.257	18.718	27.187	17.687	26.044	1'32.893C	303.4	15:03'43.430

91 L. HASLAM (1'31.948)

Lap	Seg. 1	Seg. 2	Seg. 3	Seg. 4	Seg. 5	Lap Time	km/h	Local Time
1			27.399	17.635	**25.586**	1'39.273		14:42'10.825
2	3.136	18.868	26.854	17.522	25.985	1'32.365	314.0	14:43'43.190
3	3.205	18.988	**26.545**	**17.500**	25.924	1'32.162	306.8	14:45'15.352
4	3.227	18.768	27.002	17.554	25.774	1'32.325	305.9	14:46'47.677
5	3.204	18.843	27.041	17.551	25.759	1'32.398	306.8	14:48'20.075
6	**3.133**	18.880	26.751	17.541	26.218	1'32.523	**315.8**	14:49'52.598
7	3.220	18.936	26.733	17.525	25.766	1'32.180	305.9	14:51'24.778
8	3.210	18.832	26.738	17.772	25.742	1'32.294	305.9	14:52'57.072
9	3.223	**18.715**	26.656	17.646	25.708	**1'31.948**	305.9	14:54'29.020
10	3.201	18.805	26.886	17.518	26.252	1'32.662	306.8	14:56'01.682
11	3.264	19.005	26.710	17.723	25.778	1'32.480	297.5	14:57'34.162
12	3.236	**18.715**	26.792	17.765	26.003	1'32.511	303.4	14:59'06.673
13	3.275	18.776	26.666	17.652	25.853	1'32.222	299.2	15:00'38.895
14	3.282	18.776	26.682	17.682	25.942	1'32.364	298.3	15:02'11.259
15	3.257	18.812	27.372	17.818	26.072	1'33.331C	300.8	15:03'44.590

7 C. DAVIES (1'31.863)

Lap	Seg. 1	Seg. 2	Seg. 3	Seg. 4	Seg. 5	Lap Time	km/h	Local Time
1			27.439	**17.584**	25.769	1'39.544		14:42'11.096
2	3.143	18.864	26.722	17.613	25.836	1'32.178	315.8	14:43'43.274
3	**3.122**	19.095	**26.589**	17.628	25.769	1'32.203	315.8	14:45'15.477
4	3.164	**18.828**	26.623	17.655	**25.593**	**1'31.863**	314.0	14:46'47.340
5	3.140	18.862	26.844	17.633	25.617	1'32.096	313.0	14:48'19.436
6	3.129	18.904	26.882	17.607	25.649	1'32.171	**316.7**	14:49'51.607
7	3.168	18.851	26.751	17.601	25.680	1'32.051	313.0	14:51'23.658
8	3.144	18.839	26.880	17.605	25.658	1'32.126	314.9	14:52'55.784
9	3.160	18.955	26.616	17.611	26.114	1'32.456	313.0	14:54'28.240
10	3.232	19.059	27.078	17.753	26.971	1'34.093	305.1	14:56'02.333
11	3.212	18.963	26.977	17.909	26.239	1'33.300	310.3	14:57'35.633
12	3.232	18.994	26.826	17.743	26.340	1'33.135	306.8	14:59'08.768
13	3.239	18.995	26.909	17.748	26.270	1'33.161	305.9	15:00'41.929
14	3.316	18.970	26.983	17.754	26.298	1'33.321	300.0	15:02'15.250
15	3.235	18.950	27.818	18.685	26.495	1'35.183C	305.1	15:03'50.433

33 M. MELANDRI (1'31.720)

Lap	Seg. 1	Seg. 2	Seg. 3	Seg. 4	Seg. 5	Lap Time	km/h	Local Time
1			26.865	17.740	25.974	1'38.336		14:42'09.888
2	3.236	19.059	26.679	17.869	25.507	1'32.350	300.0	14:43'42.238
3	3.113	18.958	26.746	17.696	25.705	1'32.218	314.9	14:45'14.456
4	3.121	19.171	26.861	17.705	25.630	1'32.488	315.8	14:46'46.944
5	3.114	18.952	26.734	17.640	25.821	1'32.261	318.6	14:48'19.205
6	3.124	18.822	26.647	17.631	**25.496**	**1'31.720**	315.8	14:49'50.925
7	3.116	18.975	27.013	17.662	25.599	1'32.365	316.7	14:51'23.290
8	**3.098**	19.123	34.536	17.992	25.708	1'40.457	308.6	14:53'03.747
9	3.108	**18.773**	26.735	**17.597**	25.829	1'32.042	**319.5**	14:54'35.789
10	3.177	18.988	26.677	17.741	25.690	1'32.273	300.8	14:56'08.062
11	3.172	18.786	**26.456**	17.738	25.795	1'31.947	311.2	14:57'40.009
12	3.181	18.832	26.536	17.726	25.683	1'31.958	311.2	14:59'11.967
13	3.158	18.787	26.588	17.844	25.807	1'32.184	312.1	15:00'44.151
14	3.174	18.846	26.495	17.755	25.739	1'32.009	311.2	15:02'16.160
15	3.140	18.888	28.133	17.990	26.104	1'34.255C	314.9	15:03'50.415

24 T. ELIAS (1'31.972)

Lap	Seg. 1	Seg. 2	Seg. 3	Seg. 4	Seg. 5	Lap Time	km/h	Local Time
1			27.266	17.738	25.857	1'40.000		14:42'11.552
2	3.145	19.313	27.168	17.810	25.637	1'33.073	313.0	14:43'44.625

P = Pits In/Out - C = Lap-Time Cancelled

PIRELLI
Official Tyre Supplier

TISSOT
SWISS WATCHES SINCE 1853
Official Timekeeper

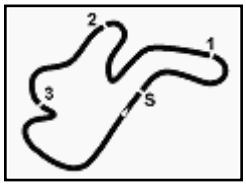

Phillip Island 4.445 m

Phillip Island, 21-22-23 February 2014
Superbike - Analysis Race 2

3	**3.112**	18.967	26.695	**17.679**	25.650	1'32.103	309.5	14:45'16.728
4	3.148	19.129	26.740	17.721	25.676	1'32.414	312.1	14:46'49.142
5	3.158	19.015	27.071	17.916	26.230	1'33.390	313.0	14:48'22.532
6	3.261	19.327	26.738	17.682	26.020	1'33.028	305.9	14:49'55.560
7	3.189	18.954	26.821	17.880	26.086	1'32.930	308.6	14:51'28.490
8	3.217	19.320	26.886	17.908	26.076	1'33.407	301.7	14:53'01.897
9	3.225	19.556	27.082	17.829	26.061	1'33.753	304.2	14:54'35.650
10	3.288	19.243	26.763	17.688	25.708	1'32.690	295.9	14:56'08.340
11	3.166	**18.870**	26.609	17.785	25.686	1'32.116	312.1	14:57'40.456
12	3.154	18.926	**26.515**	17.753	**25.624**	**1'31.972**	312.1	14:59'12.428
13	3.174	18.922	26.708	17.833	25.678	1'32.315	313.0	15:00'44.743
14	3.158	18.886	26.765	17.890	25.826	1'32.525	**314.0**	15:02'17.268
15	3.186	18.946	27.197	17.866	25.987	1'33.182C	311.2	15:03'50.450

44 D. SALOM (1'32.603)

Lap	Seg. 1	Seg. 2	Seg. 3	Seg. 4	Seg. 5	Lap Time	km/h	Local Time
1			27.675	17.957	25.957	1'40.505		14:42'12.057
2	**3.245**	19.019	27.058	17.836	**25.712**	1'32.870	**303.4**	14:43'44.927
3	3.273	18.915	26.899	17.776	25.967	1'32.830	300.0	14:45'17.757
4	3.260	18.959	26.880	17.694	26.113	1'32.906	301.7	14:46'50.663
5	3.353	18.865	27.064	**17.665**	26.079	1'33.026	293.5	14:48'23.689
6	3.324	18.764	26.794	17.725	26.055	1'32.662	295.9	14:49'56.351
7	3.335	**18.761**	26.963	17.744	25.936	1'32.739	295.9	14:51'29.090
8	3.329	18.789	26.909	17.928	26.041	1'32.996	295.1	14:53'02.086
9	3.311	19.130	26.889	17.829	26.280	1'33.439	298.3	14:54'35.525
10	3.402	18.929	27.448	17.711	25.970	1'33.460	288.0	14:56'08.985
11	3.360	18.881	**26.769**	17.679	25.914	**1'32.603**	291.1	14:57'41.588
12	3.361	18.925	26.839	17.763	26.139	1'33.027	291.9	14:59'14.615
13	3.394	18.908	26.859	17.798	26.140	1'33.099	288.0	15:00'47.714
14	3.401	18.847	26.845	17.741	26.103	1'32.937	289.5	15:02'20.651
15	3.392	18.867	27.132	17.732	26.180	1'33.303C	289.5	15:03'53.954

59 N. CANEPA (1'32.513)

Lap	Seg. 1	Seg. 2	Seg. 3	Seg. 4	Seg. 5	Lap Time	km/h	Local Time
1			27.517	17.827	26.183	1'40.272		14:42'11.824
2	**3.266**	19.038	**26.828**	**17.560**	**25.821**	**1'32.513**	**303.4**	14:43'44.337
3	3.294	18.952	27.289	17.747	25.997	1'33.279	300.0	14:45'17.616
4	3.302	19.123	27.136	17.597	25.971	1'33.129	299.2	14:46'50.745
5	3.313	19.192	27.032	17.707	25.932	1'33.176	297.5	14:48'23.921
6	3.274	18.912	26.898	17.694	25.961	1'32.739	**303.4**	14:49'56.660
7	3.305	19.081	26.912	17.718	25.992	1'33.008	300.0	14:51'29.668
8	3.308	18.937	26.960	17.682	25.935	1'32.822	299.2	14:53'02.490
9	3.313	19.043	27.185	17.751	26.103	1'33.395	299.2	14:54'35.885
10	3.297	19.256	27.226	17.840	26.053	1'33.672	296.7	14:56'09.557
11	3.350	18.945	26.982	17.709	26.014	1'33.000	294.3	14:57'42.557
12	3.349	18.973	26.928	17.692	26.049	1'32.991	295.1	14:59'15.548
13	3.364	18.924	27.028	17.798	26.041	1'33.155	293.5	15:00'48.703
14	3.374	18.966	26.977	17.779	26.081	1'33.177	292.7	15:02'21.880
15	3.361	**18.887**	27.579	17.732	26.415	1'33.974C	293.5	15:03'55.854

9 F. FORET (1'32.606)

Lap	Seg. 1	Seg. 2	Seg. 3	Seg. 4	Seg. 5	Lap Time	km/h	Local Time
1			27.737	17.874	26.222	1'40.884		14:42'12.436
2	3.298	18.858	27.100	17.666	25.949	1'32.871	299.2	14:43'45.307
3	3.291	18.776	27.027	17.607	**25.905**	**1'32.606**	298.3	14:45'17.913
4	**3.243**	19.071	27.180	17.584	25.910	1'32.988	**302.5**	14:46'50.901
5	3.262	19.389	27.173	17.664	26.087	1'33.575	301.7	14:48'24.476
6	3.324	18.786	**26.980**	17.632	25.945	1'32.667	296.7	14:49'57.143
7	3.317	18.833	27.004	17.711	25.997	1'32.862	296.7	14:51'30.005
8	3.307	18.858	27.488	17.565	26.075	1'33.293	297.5	14:53'03.298
9	3.348	18.774	27.231	**17.563**	25.948	1'32.864	294.3	14:54'36.162
10	3.293	19.123	27.367	17.789	26.199	1'33.771	299.2	14:56'09.933
11	3.338	18.907	27.352	17.720	25.991	1'33.308	294.3	14:57'43.241
12	3.353	18.885	27.137	17.616	26.218	1'33.209	293.5	14:59'16.450
13	3.370	18.830	27.040	17.921	26.005	1'33.166	291.9	15:00'49.616
14	3.373	**18.745**	27.005	17.628	26.138	1'32.889	291.1	15:02'22.505
15	3.354	18.815	27.892	17.748	26.270	1'34.079C	291.9	15:03'56.584

22 A. LOWES (1'31.598)

Lap	Seg. 1	Seg. 2	Seg. 3	Seg. 4	Seg. 5	Lap Time	km/h	Local Time
1			31.795	17.915	25.892	1'43.995		14:42'15.547
2	3.258	18.836	26.527	**17.261**	25.716	**1'31.598**	295.1	14:43'47.145
3	3.192	18.902	26.758	17.488	25.719	1'32.059	295.1	14:45'19.204
4	3.179	18.748	**26.511**	17.537	25.823	1'31.798	300.0	14:46'51.002
5	**3.172**	18.974	26.578	17.472	25.787	1'31.983	305.1	14:48'22.985
6	3.224	18.736	26.514	17.437	25.737	1'31.648	**307.7**	14:49'54.633
7	3.238	18.677	26.873	17.397	**25.696**	1'31.881	305.9	14:51'26.514
8	3.214	18.749	26.747	17.383	25.799	1'31.892	**307.7**	14:52'58.406
9	3.230	18.734	26.576	17.366	25.783	1'31.689	306.8	14:54'30.095
10	3.215	**18.583**	39.731	18.059	26.227	1'45.815	306.8	14:56'15.910
11	3.277	18.966	26.702	17.685	25.891	1'32.521	300.8	14:57'48.431
12	3.258	18.826	26.876	17.525	25.928	1'32.413	302.5	14:59'20.844
13	3.269	19.002	26.630	17.518	25.855	1'32.274	301.7	15:00'53.118
14	3.266	18.872	26.561	17.532	25.931	1'32.162	301.7	15:02'25.280
15	3.242	18.795	27.267	17.572	25.996	1'32.872C	304.2	15:03'58.152

32 S. MORAIS (1'33.335)

Lap	Seg. 1	Seg. 2	Seg. 3	Seg. 4	Seg. 5	Lap Time	km/h	Local Time
1			28.347	17.943	26.070	1'41.826		14:42'13.378
2	3.313	18.982	27.188	18.001	**25.917**	1'33.401	**295.1**	14:43'46.779
3	**3.294**	19.298	27.367	17.922	25.980	1'33.861	293.5	14:45'20.640
4	3.300	18.951	27.163	17.868	26.053	**1'33.335**	291.1	14:46'53.975
5	3.374	**18.927**	27.203	17.867	26.155	1'33.526	291.9	14:48'27.501
6	3.371	18.999	27.449	**17.835**	26.115	1'33.769	291.9	14:50'01.270
7	3.374	18.966	27.292	17.869	26.243	1'33.744	291.1	14:51'35.014
8	3.332	19.327	27.460	18.014	26.305	1'34.438	291.1	14:53'09.452
9	3.350	19.085	27.302	17.880	26.239	1'33.856	291.9	14:54'43.308
10	3.417	18.978	27.309	18.027	26.318	1'34.049	287.2	14:56'17.357
11	3.395	19.095	27.178	17.847	26.173	1'33.688	289.5	14:57'51.045
12	3.401	19.032	27.150	17.999	26.241	1'33.823	289.5	14:59'24.868
13	3.413	19.031	**27.088**	17.990	26.260	1'33.782	288.0	15:00'58.650
14	3.422	19.053	27.185	18.142	26.400	1'34.202	287.2	15:02'32.852

14 G. ALLERTON (1'33.213)

Lap	Seg. 1	Seg. 2	Seg. 3	Seg. 4	Seg. 5	Lap Time	km/h	Local Time
1			27.811	17.921	26.304	1'41.107		14:42'12.659
2	**3.266**	19.099	27.055	**17.794**	**25.999**	**1'33.213**	**301.7**	14:43'45.872
3	3.279	**19.017**	**27.015**	17.855	26.090	1'33.256	300.0	14:45'19.128
4	3.308	19.169	27.102	17.929	26.249	1'33.757	296.7	14:46'52.885
5	3.342	19.081	27.202	17.891	26.270	1'33.786	294.3	14:48'26.671
6	3.356	19.149	27.149	18.018	26.298	1'33.970	294.3	14:50'00.641
7	3.358	19.176	27.398	17.971	26.380	1'34.283	293.5	14:51'34.924
8	3.374	19.216	27.455	18.016	26.425	1'34.486	291.9	14:53'09.410
9	3.375	19.346	27.346	17.868	26.410	1'34.345	291.1	14:54'43.755
10	3.364	19.118	27.206	17.823	26.272	1'33.783	293.5	14:56'17.538
11	3.332	19.230	27.253	17.949	26.196	1'33.960	295.9	14:57'51.498
12	3.342	19.024	27.195	17.817	26.273	1'33.651	295.1	14:59'25.149
13	3.348	19.083	27.333	18.092	26.402	1'34.258	294.3	15:00'59.407
14	3.363	19.102	27.188	17.984	26.387	1'34.024	293.5	15:02'33.431

11 J. GUARNONI (1'33.648)

Lap	Seg. 1	Seg. 2	Seg. 3	Seg. 4	Seg. 5	Lap Time	km/h	Local Time
1			27.689	17.961	26.105	1'41.271		14:42'12.823
2	**3.307**	19.269	27.216	17.985	**25.977**	1'33.754	294.3	14:43'46.577
3	3.331	**19.091**	27.413	17.951	26.221	1'34.007	**295.9**	14:45'20.584
4	3.349	19.138	27.264	17.950	26.159	1'33.860	292.7	14:46'54.444
5	3.349	19.098	27.109	17.970	26.209	1'33.735	294.3	14:48'28.179
6	3.359	19.169	27.210	17.951	26.123	1'33.812	294.3	14:50'01.991
7	3.370	19.199	27.304	18.047	26.246	1'34.166	293.5	14:51'36.157
8	3.391	19.297	27.280	17.991	26.245	1'34.204	290.3	14:53'10.361
9	3.377	19.152	27.201	17.969	26.283	1'33.982	291.9	14:54'44.343
10	3.374	19.209	28.295	18.032	26.378	1'35.288	291.9	14:56'19.631
11	3.410	19.248	27.084	17.956	26.208	1'33.906	288.8	14:57'53.537
12	3.403	19.194	27.179	18.031	26.222	1'34.029	289.5	14:59'27.566
13	3.414	19.174	**27.051**	17.949	26.215	1'33.803	289.5	15:01'01.369
14	3.411	19.098	27.117	17.898	26.124	**1'33.648**	288.8	15:02'35.017

21 A. ANDREOZZI (1'33.148)

Lap	Seg. 1	Seg. 2	Seg. 3	Seg. 4	Seg. 5	Lap Time	km/h	Local Time
1			28.156	17.854	26.005	1'41.301		14:42'12.853
2	**3.241**	19.077	**27.202**	**17.629**	**25.999**	**1'33.148**	**301.7**	14:43'46.001
3	3.275	19.099	27.212	18.048	26.238	1'33.872	300.0	14:45'19.873
4	3.347	19.036	32.818	17.987	26.359	1'39.547	296.7	14:46'59.420
5	3.417	19.060	27.309	17.926	26.436	1'34.148	288.0	14:48'33.568
6	3.408	19.081	27.534	17.849	26.237	1'34.109	288.8	14:50'07.677
7	3.398	18.989	27.403	17.944	26.492	1'34.226	291.1	14:51'41.903
8	3.447	19.204	27.313	17.885	26.342	1'34.191	285.7	14:53'16.094
9	3.419	**18.987**	27.331	17.892	26.268	1'33.897	290.3	14:54'49.991
10	3.416	19.035	27.554	17.931	26.408	1'34.344	288.0	14:56'24.335
11	3.431	19.103	27.369	17.781	26.383	1'34.067	285.7	14:57'58.402
12	3.439	19.122	27.410	18.007	26.439	1'34.417	286.5	14:59'32.819
13	3.429	19.113	27.400	17.956	26.664	1'34.562	287.2	15:01'07.381
14	3.466	19.224	27.413	17.933	26.562	1'34.598	282.0	15:02'41.979

71 C. CORTI (1'33.418)

Lap	Seg. 1	Seg. 2	Seg. 3	Seg. 4	Seg. 5	Lap Time	km/h	Local Time
1			27.810	17.918	26.112	1'42.255		14:42'13.807
2	**3.265**	19.255	**26.990**	**17.817**	**26.091**	**1'33.418**	**302.5**	14:43'47.225
3	3.273	19.394	27.252	17.876	26.331	1'34.126	300.0	14:45'21.351
4	3.304	19.174	27.796	18.112	26.588	1'34.974	300.8	14:46'56.325
5	3.365	19.370	27.176	17.876	26.591	1'34.378	293.5	14:48'30.703
6	3.336	19.523	27.778	18.050	26.488	1'35.175	296.7	14:50'05.878
7	3.384	19.347	27.489	18.383	27.766	1'36.369	292.7	14:51'42.247
8	3.317	19.489	27.372	17.989	26.407	1'34.574	296.7	14:53'16.821
9	3.334	19.276	27.408	18.092	26.534	1'34.644	296.7	14:54'51.465
10	3.337	19.736	28.225	17.945	26.497	1'35.740	295.9	14:56'27.205
11	3.351	19.333	27.142	17.918	26.278	1'34.022	294.3	14:58'01.227

P = Pits In/Out - C = Lap-Time Cancelled

PIRELLI
Official Tyre Supplier
TISSOT
SWISS WATCHES SINCE 1853
Official Timekeeper

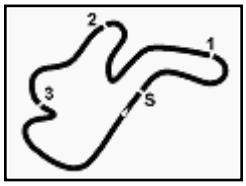

Phillip Island 4.445 m

Phillip Island, 21-22-23 February 2014
Superbike - Analysis Race 2

12	3.337	**19.100**	27.164	17.940	26.230	1'33.771	295.1	14:59'34.998
13	3.342	19.187	26.995	17.926	26.262	1'33.712	295.1	15:01'08.710
14	3.326	19.294	27.051	17.896	26.327	1'33.894	296.7	15:02'42.604

10 I. TOTH (1'35.269)

Lap	Seg. 1	Seg. 2	Seg. 3	Seg. 4	Seg. 5	Lap Time	km/h	Local Time
1			28.732	18.356	26.802	1'44.262		14:42'15.814
2	3.263	20.029	27.692	18.250	**26.498**	1'35.732	289.5	14:43'51.546
3	**3.254**	19.458	27.724	18.238	26.809	1'35.483	**302.5**	14:45'27.029
4	3.280	19.433	27.737	**18.232**	26.710	1'35.392	301.7	14:47'02.421
5	3.300	19.478	28.141	18.393	26.843	1'36.155	300.8	14:48'38.576
6	3.292	19.474	27.794	18.287	26.768	1'35.615	300.0	14:50'14.191
7	3.300	**19.383**	**27.604**	18.304	26.678	**1'35.269**	301.7	14:51'49.460
8	3.303	19.442	27.696	18.268	27.045	1'35.754	300.0	14:53'25.214
9	3.302	19.413	27.694	18.493	26.776	1'35.678	299.2	14:55'00.892
10	3.315	19.468	27.718	18.403	26.762	1'35.666	298.3	14:56'36.558
11	3.300	19.471	27.847	18.345	26.830	1'35.793	296.7	14:58'12.351
12	3.323	19.516	27.764	18.376	26.690	1'35.669	298.3	14:59'48.020
13	3.297	19.489	27.940	18.239	26.885	1'35.850	298.3	15:01'23.870
14	3.324	19.504	27.676	18.400	26.905	1'35.809	297.5	15:02'59.679

20 A. YATES (1'36.732)

Lap	Seg. 1	Seg. 2	Seg. 3	Seg. 4	Seg. 5	Lap Time	km/h	Local Time
1			28.650	18.367	26.830	1'43.729		14:42'15.281
2	**3.569**	20.036	28.237	18.382	**26.768**	1'36.992	**271.4**	14:43'52.273
3	3.581	**19.762**	28.011	18.433	26.945	**1'36.732**	**271.4**	14:45'29.005
4	3.598	19.943	28.288	18.563	27.116	1'37.508	269.3	14:47'06.513
5	3.649	19.997	28.112	18.418	27.149	1'37.325	266.0	14:48'43.838
6	3.647	20.040	28.046	18.636	27.197	1'37.566	264.7	14:50'21.404
7	3.668	20.139	28.109	18.550	27.034	1'37.500	264.1	14:51'58.904
8	3.663	19.954	27.936	18.540	27.138	1'37.231	266.7	14:53'36.135
9	3.662	19.947	27.988	18.537	27.007	1'37.141	265.4	14:55'13.276
10	3.647	19.896	28.007	18.468	27.046	1'37.064	268.7	14:56'50.340
11	3.654	19.928	27.883	18.529	27.026	1'37.020	265.4	14:58'27.360
12	3.646	19.945	28.022	18.549	27.051	1'37.213	266.0	15:00'04.573
13	3.653	20.060	28.374	18.456	27.006	1'37.549	266.0	15:01'42.122
14	3.674	19.892	**27.834**	**18.319**	27.130	1'36.849	265.4	15:03'18.971

P = Pits In/Out - C = Lap-Time Cancelled

PIRELLI
Official Tyre Supplier

TISSOT
SWISS WATCHES SINCE 1853
Official Timekeeper