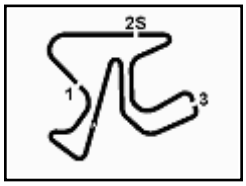

Jerez 4.423 m

Jerez, 5-6-7 September 2014
Superbike - Analysis Race 2

33 M. MELANDRI (1'42.419)

Lap	Seg. 1	Seg. 2	Seg. 3	Seg. 4	Lap Time	km/h	Local Time
1	31.075	15.078	31.331	31.491	1'48.975	273.4	13:12'23.131
2	25.798	**14.929**	30.746	31.497	1'42.970	276.9	13:14'06.101
3	25.626	14.937	30.708	31.327	1'42.598	276.9	13:15'48.699
4	25.892	15.067	30.756	**31.213**	1'42.928	**278.3**	13:17'31.627
5	**25.571**	14.976	**30.523**	31.349	**1'42.419**	276.2	13:19'14.046
6	25.750	14.999	30.553	31.352	1'42.654	274.8	13:20'56.700
7	25.718	15.035	30.592	31.332	1'42.677	275.5	13:22'39.377
8	25.766	15.078	30.736	31.309	1'42.889	275.5	13:24'22.266
9	25.704	15.003	30.577	31.387	1'42.671	276.2	13:26'04.937
10	25.944	15.064	30.728	31.478	1'43.214	276.9	13:27'48.151
11	25.846	15.044	30.673	31.496	1'43.059	274.1	13:29'31.210
12	25.729	14.991	30.668	31.425	1'42.813	276.2	13:31'14.023
13	25.709	15.074	30.723	31.412	1'42.918	275.5	13:32'56.941
14	25.793	15.068	30.925	31.471	1'43.257	276.2	13:34'40.198
15	25.845	15.024	30.907	31.450	1'43.226	276.2	13:36'23.424
16	25.797	15.058	30.767	31.531	1'43.153	274.8	13:38'06.577
17	25.634	15.133	30.842	31.501	1'43.110	266.7	13:39'49.687
18	25.811	15.172	30.970	31.696	1'43.649	274.8	13:41'33.336
19	25.739	15.052	30.764	31.479	1'43.034	274.8	13:43'16.370
20	25.788	15.211	30.970	31.757	1'43.726	273.4	13:45'00.096

50 S. GUINTOLI (1'42.223)

Lap	Seg. 1	Seg. 2	Seg. 3	Seg. 4	Lap Time	km/h	Local Time
1	31.262	15.029	30.925	31.464	1'48.680	273.4	13:12'22.836
2	25.602	15.089	30.605	31.349	1'42.645	267.4	13:14'05.481
3	**25.440**	**15.013**	**30.478**	**31.292**	**1'42.223**	272.0	13:15'47.704
4	25.581	15.076	30.591	31.325	1'42.573	272.0	13:17'30.277
5	25.476	15.027	30.495	31.329	1'42.327	273.4	13:19'12.604
6	25.655	15.090	30.664	31.477	1'42.886	271.3	13:20'55.490
7	25.530	15.092	30.547	31.354	1'42.523	274.1	13:22'38.013
8	25.748	15.035	30.707	31.337	1'42.827	271.3	13:24'20.840
9	25.614	15.072	30.619	31.455	1'42.760	271.3	13:26'03.600
10	25.798	15.074	30.613	31.524	1'43.009	272.7	13:27'46.609
11	25.807	15.104	30.710	31.517	1'43.138	272.7	13:29'29.747
12	25.837	15.051	30.672	31.690	1'43.250	274.1	13:31'12.997
13	25.818	15.112	30.858	31.604	1'43.392	272.7	13:32'56.389
14	25.809	15.204	31.041	31.483	1'43.537	273.4	13:34'39.926
15	25.812	15.109	30.856	31.680	1'43.457	272.7	13:36'23.383
16	26.147	15.048	31.002	31.611	1'43.808	**276.2**	13:38'07.191
17	25.900	15.088	30.919	31.537	1'43.444	274.1	13:39'50.635
18	25.847	15.115	30.930	31.592	1'43.484	**276.2**	13:41'34.119
19	25.971	15.076	31.108	31.717	1'43.872	274.1	13:43'17.991
20	26.116	15.252	31.437	32.145	1'44.950	271.3	13:45'02.941

1 T. SYKES (1'42.469)

Lap	Seg. 1	Seg. 2	Seg. 3	Seg. 4	Lap Time	km/h	Local Time
1	31.509	14.922	31.059	**31.255**	1'48.745	270.0	13:12'22.901
2	25.765	**14.892**	30.740	31.486	1'42.883	271.3	13:14'05.784
3	25.646	14.915	30.600	31.308	**1'42.469**	**276.2**	13:15'48.253
4	25.630	14.939	30.626	31.352	1'42.547	272.0	13:17'30.800
5	**25.582**	14.979	30.556	31.393	1'42.510	271.3	13:19'13.310
6	25.644	15.020	30.666	31.469	1'42.799	270.0	13:20'56.109
7	25.682	14.979	**30.541**	31.529	1'42.731	273.4	13:22'38.840
8	25.778	15.120	30.733	31.441	1'43.072	268.7	13:24'21.912
9	25.681	15.116	30.650	31.463	1'42.910	270.7	13:26'04.822
10	25.890	15.112	30.629	31.637	1'43.268	272.7	13:27'48.090
11	26.138	15.053	30.793	31.493	1'43.477	272.7	13:29'31.567
12	25.731	14.987	30.722	31.550	1'42.990	272.0	13:31'14.557
13	25.865	15.082	30.874	31.615	1'43.436	272.7	13:32'57.993
14	25.764	15.102	30.880	31.576	1'43.322	272.0	13:34'41.315
15	25.846	15.207	30.866	31.806	1'43.725	272.0	13:36'25.040
16	26.066	15.151	30.874	31.874	1'43.965	270.0	13:38'09.005
17	25.997	15.227	30.966	31.780	1'43.970	268.0	13:39'52.975
18	25.910	15.170	31.042	31.846	1'43.968	272.0	13:41'36.943
19	25.878	15.198	31.136	32.014	1'44.226	269.3	13:43'21.169
20	26.070	15.318	31.276	32.360	1'45.024	270.7	13:45'06.193

7 C. DAVIES (1'42.478)

Lap	Seg. 1	Seg. 2	Seg. 3	Seg. 4	Lap Time	km/h	Local Time
1	32.010	15.236	30.848	31.411	1'49.505	273.4	13:12'23.661
2	25.614	**14.940**	30.534	31.589	1'42.677	273.4	13:14'06.338
3	25.733	14.949	30.733	31.544	1'42.959	274.8	13:15'49.297
4	**25.528**	14.970	30.786	31.489	1'42.773	**276.9**	13:17'32.070
5	25.632	15.032	**30.439**	**31.375**	**1'42.478**	271.3	13:19'14.548
6	25.774	15.097	30.646	31.439	1'42.956	270.7	13:20'57.504
7	25.967	15.199	30.745	31.500	1'43.411	269.3	13:22'40.915
8	25.924	15.301	30.710	31.522	1'43.457	267.4	13:24'24.372
9	25.775	15.246	30.640	31.556	1'43.217	268.0	13:26'07.589
10	25.749	15.260	30.588	31.595	1'43.192	265.4	13:27'50.781
11	25.822	15.252	30.661	31.464	1'43.199	270.0	13:29'33.980
12	25.801	15.274	30.598	31.521	1'43.194	268.0	13:31'17.174
13	25.954	15.208	30.687	31.595	1'43.444	268.0	13:33'00.618
14	25.928	15.227	30.811	31.737	1'43.703	268.7	13:34'44.321
15	25.816	15.311	30.947	31.784	1'43.858	268.7	13:36'28.179
16	25.939	15.271	30.843	31.744	1'43.797	268.0	13:38'11.976
17	25.979	15.359	31.004	31.768	1'44.110	265.4	13:39'56.086
18	25.977	15.339	30.902	31.690	1'43.908	266.7	13:41'39.994
19	25.979	15.279	30.902	31.796	1'43.956	267.4	13:43'23.950
20	25.930	15.334	30.876	31.755	1'43.895	266.7	13:45'07.845

65 J. REA (1'42.849)

Lap	Seg. 1	Seg. 2	Seg. 3	Seg. 4	Lap Time	km/h	Local Time
1	31.744	15.251	30.935	31.746	1'49.676	271.3	13:12'23.832
2	25.924	15.061	30.673	31.445	1'43.103	273.4	13:14'06.935
3	25.956	15.064	30.673	31.436	1'43.129	274.1	13:15'50.064
4	25.824	15.066	30.659	**31.300**	**1'42.849**	273.4	13:17'32.913
5	25.970	15.044	**30.591**	31.445	1'43.050	274.1	13:19'15.963
6	**25.798**	15.040	30.767	31.475	1'43.080	274.8	13:20'59.043
7	25.924	**15.022**	30.846	31.994	1'43.786	276.9	13:22'42.829
8	26.103	15.046	30.780	31.434	1'43.363	**278.3**	13:24'26.192
9	25.942	15.075	30.767	31.542	1'43.326	272.7	13:26'09.518
10	25.832	15.060	30.761	31.408	1'43.061	273.4	13:27'52.579
11	25.896	15.069	30.766	31.440	1'43.171	274.1	13:29'35.750
12	25.936	15.058	31.005	31.528	1'43.527	274.1	13:31'19.277
13	25.858	15.144	30.940	31.461	1'43.403	270.7	13:33'02.680
14	25.870	15.126	30.901	31.754	1'43.651	273.4	13:34'46.331
15	25.916	15.060	30.884	31.696	1'43.556	276.2	13:36'29.887
16	26.067	15.187	30.800	31.636	1'43.690	272.0	13:38'13.577
17	26.033	15.202	30.917	31.542	1'43.694	270.0	13:39'57.271
18	25.945	15.164	30.862	31.519	1'43.490	273.4	13:41'40.761
19	26.090	15.067	30.859	31.564	1'43.580	274.8	13:43'24.341
20	25.954	15.037	30.976	31.723	1'43.690	275.5	13:45'08.031

58 E. LAVERTY (1'42.884)

Lap	Seg. 1	Seg. 2	Seg. 3	Seg. 4	Lap Time	km/h	Local Time
1	31.897	15.176	30.748	31.361	1'49.182	271.3	13:12'23.338
2	25.852	15.146	30.786	31.479	1'43.263	271.3	13:14'06.601
3	26.054	**14.975**	**30.552**	31.433	1'43.014	271.3	13:15'49.615
4	**25.755**	14.980	30.800	**31.349**	**1'42.884**	271.3	13:17'32.499
5	25.903	15.019	30.752	31.431	1'43.105	**272.7**	13:19'15.604
6	25.876	15.112	30.757	31.484	1'43.229	271.3	13:20'58.833
7	25.877	15.138	30.722	31.984	1'43.721	**272.7**	13:22'42.554
8	25.855	15.069	30.648	31.552	1'43.124	269.3	13:24'25.678
9	25.763	15.144	30.761	31.506	1'43.174	269.3	13:26'08.852
10	25.880	15.087	30.710	31.549	1'43.226	269.3	13:27'52.078
11	25.819	15.087	30.764	31.578	1'43.248	269.3	13:29'35.326
12	25.927	15.023	30.825	31.719	1'43.494	270.0	13:31'18.820
13	25.849	15.184	30.886	31.632	1'43.551	270.7	13:33'02.371
14	25.871	15.188	30.973	31.814	1'43.846	269.3	13:34'46.217
15	25.769	15.152	30.890	31.783	1'43.594	271.3	13:36'29.811
16	26.246	15.263	30.911	31.808	1'44.228	270.0	13:38'14.039
17	25.980	15.161	30.914	31.694	1'43.749	269.3	13:39'57.788
18	25.965	15.176	30.883	31.893	1'43.917	271.3	13:41'41.705
19	25.986	15.137	30.998	32.022	1'44.143	272.0	13:43'25.848
20	26.178	15.213	31.277	32.090	1'44.758	270.0	13:45'10.606

76 L. BAZ (1'43.001)

Lap	Seg. 1	Seg. 2	Seg. 3	Seg. 4	Lap Time	km/h	Local Time
1	30.867	15.105	30.848	31.379	1'48.199	265.4	13:12'22.355
2	25.790	15.146	30.687	31.471	1'43.094	265.4	13:14'05.449
3	25.829	**15.030**	30.913	31.412	1'43.184	270.0	13:15'48.633
4	**25.787**	15.180	31.149	31.514	1'43.630	**270.7**	13:17'32.263
5	25.907	15.043	**30.674**	**31.377**	**1'43.001**	**270.7**	13:19'15.264
6	25.878	15.112	30.937	31.452	1'43.379	269.3	13:20'58.643
7	25.874	15.151	30.961	32.128	1'44.114	**270.7**	13:22'42.757
8	26.042	15.130	31.097	31.712	1'43.981	**270.7**	13:24'26.738
9	25.969	15.197	30.948	31.689	1'43.803	269.3	13:26'10.541
10	26.049	15.150	31.018	31.707	1'43.924	270.0	13:27'54.465
11	25.938	15.249	30.971	31.751	1'43.909	269.3	13:29'38.374
12	26.092	15.112	31.129	31.754	1'44.087	270.0	13:31'22.461
13	26.079	15.223	31.078	31.737	1'44.117	268.7	13:33'06.578
14	26.022	15.317	31.172	31.671	1'44.182	267.4	13:34'50.760
15	25.990	15.258	31.052	31.759	1'44.059	267.4	13:36'34.819
16	26.019	15.241	31.024	31.825	1'44.109	268.7	13:38'18.928
17	25.893	15.216	31.153	31.674	1'43.936	268.0	13:40'02.864

P = Pits In/Out - C = Lap-Time Cancelled

PIRELLI
Official Tyre Supplier
TISSOT
SWISS WATCHES SINCE 1853
Official Timekeeper

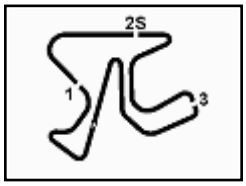

Jerez 4.423 m

Jerez, 5-6-7 September 2014
Superbike - Analysis Race 2

18	26.033	15.296	30.963	31.905	1'44.197	268.7	13:41'47.061
19	26.086	15.309	31.138	31.951	1'44.484	266.7	13:43'31.545
20	26.083	15.242	31.298	32.006	1'44.629	268.7	13:45'16.174

91 L. HASLAM (1'42.815)

Lap	Seg. 1	Seg. 2	Seg. 3	Seg. 4	Lap Time	km/h	Local Time
1	32.137	15.226	30.973	31.450	1'49.786	274.8	13:12'23.942
2	25.907	15.033	30.795	31.411	1'43.146	**277.6**	13:14'07.088
3	25.980	**15.015**	30.764	31.539	1'43.298	273.4	13:15'50.386
4	**25.798**	15.025	30.662	**31.330**	**1'42.815**	274.1	13:17'33.201
5	25.850	15.065	**30.638**	31.405	1'42.958	273.4	13:19'16.159
6	25.943	15.048	30.714	31.694	1'43.399	272.7	13:20'59.558
7	25.842	15.067	30.715	31.906	1'43.530	271.3	13:22'43.088
8	26.159	15.129	30.868	31.615	1'43.771	273.4	13:24'26.859
9	26.071	15.139	30.961	31.641	1'43.812	273.4	13:26'10.671
10	26.125	15.084	31.061	31.702	1'43.972	274.1	13:27'54.643
11	25.944	15.118	31.129	31.634	1'43.825	274.1	13:29'38.468
12	26.195	15.070	31.097	31.758	1'44.120	272.0	13:31'22.588
13	26.082	15.154	31.172	31.676	1'44.084	275.5	13:33'06.672
14	26.053	15.339	31.179	31.755	1'44.326	264.8	13:34'50.998
15	25.988	15.584	30.978	31.604	1'44.154	268.0	13:36'35.152
16	25.957	15.125	30.988	31.828	1'43.898	272.7	13:38'19.050
17	26.030	15.137	31.125	31.702	1'43.994	270.0	13:40'03.044
18	25.991	15.247	31.074	31.791	1'44.103	270.7	13:41'47.147
19	26.148	15.305	31.105	31.869	1'44.427	268.0	13:43'31.574
20	26.184	15.159	31.179	32.098	1'44.620	272.0	13:45'16.194

22 A. LOWES (1'43.006)

Lap	Seg. 1	Seg. 2	Seg. 3	Seg. 4	Lap Time	km/h	Local Time
1	32.299	15.189	31.159	31.653	1'50.300	271.3	13:12'24.456
2	26.076	**14.980**	30.691	31.588	1'43.335	**273.4**	13:14'07.791
3	26.272	15.072	30.856	31.817	1'44.017	271.3	13:15'51.808
4	25.885	15.156	30.555	**31.410**	**1'43.006**	271.3	13:17'34.814
5	25.737	15.159	30.644	31.943	1'43.483	270.0	13:19'18.297
6	**25.727**	15.183	30.922	31.578	1'43.410	272.7	13:21'01.707
7	25.791	15.150	30.690	31.608	1'43.239	268.0	13:22'44.946
8	25.913	15.238	30.766	31.564	1'43.481	266.0	13:24'28.427
9	25.851	15.182	**30.540**	31.622	1'43.195	268.0	13:26'11.622
10	25.905	15.141	30.873	31.601	1'43.520	269.3	13:27'55.142
11	26.086	15.182	31.016	31.589	1'43.873	269.3	13:29'39.015
12	26.172	15.100	30.779	31.804	1'43.855	270.7	13:31'22.870
13	26.198	15.114	31.000	31.798	1'44.110	271.3	13:33'06.980
14	26.091	15.233	31.420	32.329	1'45.073	272.0	13:34'52.053
15	26.154	15.259	30.961	31.767	1'44.141	268.0	13:36'36.194
16	26.122	15.213	30.869	31.723	1'43.927	268.7	13:38'20.121
17	26.040	15.283	30.911	31.812	1'44.046	268.7	13:40'04.167
18	26.202	15.226	30.975	31.859	1'44.262	270.0	13:41'48.429
19	26.115	15.220	30.951	31.846	1'44.132	268.0	13:43'32.561
20	26.159	15.178	30.881	31.871	1'44.089	269.3	13:45'16.650

24 T. ELIAS (1'43.286)

Lap	Seg. 1	Seg. 2	Seg. 3	Seg. 4	Lap Time	km/h	Local Time
1	32.540	15.177	31.051	31.591	1'50.359	**276.2**	13:12'24.515
2	25.859	**15.116**	31.100	**31.380**	1'43.455	269.3	13:14'07.970
3	25.871	15.190	30.673	31.589	1'43.323	273.4	13:15'51.293
4	**25.690**	15.236	30.894	31.466	**1'43.286**	271.3	13:17'34.579
5	25.889	15.176	**30.599**	31.631	1'43.295	274.1	13:19'17.874
6	26.061	15.216	31.155	31.613	1'44.045	272.0	13:21'01.919
7	25.930	15.226	30.922	31.567	1'43.645	273.4	13:22'45.564
8	26.012	15.277	30.799	31.590	1'43.678	269.3	13:24'29.242
9	25.892	15.279	30.870	31.844	1'43.885	272.0	13:26'13.127
10	26.056	15.296	30.978	31.694	1'44.024	271.3	13:27'57.151
11	26.020	15.309	31.005	31.805	1'44.139	272.0	13:29'41.290
12	26.039	15.354	30.862	31.815	1'44.070	271.3	13:31'25.360
13	26.041	15.302	30.848	31.881	1'44.072	270.7	13:33'09.432
14	26.005	15.334	30.961	31.869	1'44.169	269.3	13:34'53.601
15	26.092	15.317	31.024	32.002	1'44.435	272.7	13:36'38.036
16	26.081	15.271	30.963	31.981	1'44.296	271.3	13:38'22.332
17	26.238	15.434	31.110	32.167	1'44.949	270.7	13:40'07.281
18	26.414	15.630	31.599	32.509	1'46.152	269.3	13:41'53.433
19	26.572	15.793	31.851	32.410	1'46.626	261.6	13:43'40.059
20	26.519	15.577	31.455	32.326	1'45.877	266.0	13:45'25.936

52 S. BARRIER (1'43.860)

Lap	Seg. 1	Seg. 2	Seg. 3	Seg. 4	Lap Time	km/h	Local Time
1	32.877	15.243	31.050	31.748	1'50.918	**264.1**	13:12'25.074
2	26.118	15.214	31.065	**31.639**	1'44.036	262.2	13:14'09.110
3	25.996	15.249	31.018	31.813	1'44.076	261.6	13:15'53.186
4	**25.977**	**15.181**	**30.919**	31.783	**1'43.860**	262.2	13:17'37.046
5	26.378	15.369	31.207	31.868	1'44.822	260.3	13:19'21.868
6	26.002	15.287	31.096	31.947	1'44.332	260.3	13:21'06.200
7	26.094	15.306	30.986	31.859	1'44.245	259.7	13:22'50.445
8	26.281	15.434	31.108	31.822	1'44.645	256.1	13:24'35.090
9	26.101	15.345	31.234	31.834	1'44.514	259.1	13:26'19.604
10	25.998	15.316	31.097	31.811	1'44.222	259.1	13:28'03.826
11	26.088	15.355	31.295	31.993	1'44.731	259.7	13:29'48.557
12	26.162	15.458	31.270	32.209	1'45.099	259.1	13:31'33.656
13	26.246	15.433	31.183	31.979	1'44.841	259.7	13:33'18.497
14	26.229	15.575	31.401	32.304	1'45.509	254.9	13:35'04.006
15	26.201	15.432	31.419	32.290	1'45.342	259.7	13:36'49.348
16	26.446	15.546	31.608	32.172	1'45.772	253.7	13:38'35.120
17	26.364	15.453	31.412	32.233	1'45.462	257.9	13:40'20.582
18	26.283	15.538	31.408	32.047	1'45.276	254.3	13:42'05.858
19	26.399	15.387	31.566	32.056	1'45.408	255.5	13:43'51.266
20	26.411	15.462	31.515	32.281	1'45.669	258.5	13:45'36.935

32 S. MORAIS (1'44.641)

Lap	Seg. 1	Seg. 2	Seg. 3	Seg. 4	Lap Time	km/h	Local Time
1	34.051	15.305	31.275	32.004	1'52.635	**259.7**	13:12'26.791
2	26.198	**15.239**	31.651	32.328	1'45.416	**259.7**	13:14'12.207
3	**26.072**	15.274	31.129	32.166	**1'44.641**	257.9	13:15'56.848
4	26.246	15.369	31.100	**31.999**	1'44.714	250.8	13:17'41.562
5	26.192	15.298	31.232	32.853	1'45.575	257.9	13:19'27.137
6	26.100	15.263	31.196	32.148	1'44.707	256.7	13:21'11.844
7	26.119	15.364	**31.073**	32.180	1'44.736	255.5	13:22'56.580
8	26.242	15.299	31.098	32.545	1'45.184	256.1	13:24'41.764
9	26.297	15.433	31.284	32.178	1'45.192	256.1	13:26'26.956
10	26.123	15.347	31.074	32.270	1'44.814	256.7	13:28'11.770
11	26.217	15.376	31.282	32.403	1'45.278	256.1	13:29'57.048
12	26.407	15.470	31.710	32.586	1'46.173	256.1	13:31'43.221
13	26.330	15.629	31.844	32.446	1'46.249	251.9	13:33'29.470
14	26.616	15.481	31.307	32.294	1'45.698	254.9	13:35'15.168
15	26.189	15.376	31.214	32.190	1'44.969	257.3	13:37'00.137
16	26.286	15.404	31.753	32.555	1'45.998	254.9	13:38'46.135
17	26.593	15.768	31.590	32.454	1'46.405	253.7	13:40'32.540
18	26.427	15.401	31.460	32.449	1'45.737	257.3	13:42'18.277
19	26.374	15.577	31.786	32.528	1'46.265	253.1	13:44'04.542
20	26.716	15.596	32.980	35.793	1'51.085	247.9	13:45'55.627

11 J. GUARNONI (1'44.627)

Lap	Seg. 1	Seg. 2	Seg. 3	Seg. 4	Lap Time	km/h	Local Time
1	33.384	**15.211**	31.411	**31.801**	1'51.807	**265.4**	13:12'25.963
2	**26.070**	15.227	33.006	32.835	1'47.138	262.2	13:14'13.101
3	26.099	15.359	**31.130**	32.228	1'44.816	258.5	13:15'57.917
4	**26.070**	15.288	31.225	32.044	**1'44.627**	259.1	13:17'42.544
5	26.228	15.340	31.144	32.085	1'44.797	258.5	13:19'27.341
6	26.331	15.326	31.205	31.953	1'44.815	257.9	13:21'12.156
7	26.254	15.458	31.307	31.983	1'45.002	259.7	13:22'57.158
8	26.239	15.398	31.264	32.350	1'45.251	259.1	13:24'42.409
9	26.500	15.378	31.545	32.263	1'45.686	259.1	13:26'28.095
10	26.416	15.458	31.415	32.597	1'45.886	255.5	13:28'13.981
11	26.462	15.535	31.394	32.222	1'45.613	256.7	13:29'59.594
12	26.616	15.489	31.848	32.321	1'46.274	257.3	13:31'45.868
13	26.453	15.558	31.467	32.223	1'45.701	257.9	13:33'31.569
14	26.462	15.510	31.460	32.283	1'45.715	256.1	13:35'17.284
15	26.380	15.695	31.368	32.374	1'45.817	256.7	13:37'03.101
16	26.467	15.557	31.658	32.446	1'46.128	256.7	13:38'49.229
17	26.597	15.570	31.652	32.464	1'46.283	255.5	13:40'35.512
18	26.761	15.587	31.842	32.462	1'46.652	257.3	13:42'22.164
19	26.532	15.568	31.955	32.953	1'47.008	254.9	13:44'09.172
20	26.615	15.672	31.966	32.651	1'46.904	255.5	13:45'56.076

16 G. RIZMAYER (1'45.599)

Lap	Seg. 1	Seg. 2	Seg. 3	Seg. 4	Lap Time	km/h	Local Time
1	34.281	15.795	32.162	32.615	1'54.853	257.9	13:12'29.009
2	26.586	15.628	31.583	**32.291**	1'46.088	**259.7**	13:14'15.097
3	26.638	15.531	31.596	32.465	1'46.230	257.3	13:16'01.327
4	**26.368**	**15.469**	**31.387**	32.375	**1'45.599**	258.5	13:17'46.926
5	26.535	15.568	31.769	32.825	1'46.697	256.1	13:19'33.623
6	26.784	15.624	31.908	32.692	1'47.008	256.1	13:21'20.631
7	26.763	15.620	31.978	32.770	1'47.131	254.3	13:23'07.762
8	26.507	15.722	31.635	32.579	1'46.443	248.5	13:24'54.205
9	26.778	15.653	31.559	32.569	1'46.559	254.3	13:26'40.764
10	26.586	15.612	31.499	32.678	1'46.375	256.1	13:28'27.139
11	26.478	15.549	31.521	32.726	1'46.274	256.7	13:30'13.413
12	26.878	15.718	31.630	32.622	1'46.848	252.5	13:32'00.261
13	26.601	15.765	31.818	32.748	1'46.932	250.8	13:33'47.193
14	26.834	15.893	32.117	32.646	1'47.490	249.6	13:35'34.683

P = Pits In/Out - C = Lap-Time Cancelled

PIRELLI
Official Tyre Supplier

TISSOT
SWISS WATCHES SINCE 1853
Official Timekeeper

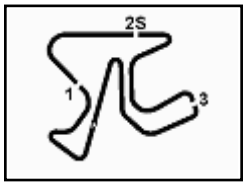

Jerez 4.423 m

Jerez, 5-6-7 September 2014
Superbike - Analysis Race 2

15	26.621	15.773	31.893	32.817	1'47.104	250.8	13:37'21.787
16	26.810	15.689	31.757	32.611	1'46.867	252.5	13:39'08.654
17	26.608	15.731	31.830	32.732	1'46.901	253.7	13:40'55.555
18	26.760	15.648	31.824	32.849	1'47.081	256.1	13:42'42.636
19	26.935	15.811	31.884	32.913	1'47.543	250.2	13:44'30.179
20	26.978	15.854	32.304	33.135	1'48.271	245.7	13:46'18.450

59 N. CANEPA (1'43.685)

Lap	Seg. 1	Seg. 2	Seg. 3	Seg. 4	Lap Time	km/h	Local Time
1	32.597	15.243	31.166	**31.705**	1'50.711	**268.0**	13:12'24.867
2	25.792	15.237	**30.867**	31.789	**1'43.685**	263.5	13:14'08.552
3	**25.739**	**15.180**	30.884	31.910	1'43.713	262.8	13:15'52.265
4	25.810	15.326	30.870	31.905	1'43.911	264.1	13:17'36.176
5	1'00.603	15.820	31.331	32.226	2'19.980	255.5	13:19'56.156
6	26.173	15.508	31.048	32.269	1'44.998	257.3	13:21'41.154
7	26.184	15.495	31.400	32.248	1'45.327	257.9	13:23'26.481
8	26.231	15.635	31.156	32.386	1'45.408	255.5	13:25'11.889
9	26.240	15.577	31.209	32.389	1'45.415	255.5	13:26'57.304
10	26.203	15.594	31.384	32.400	1'45.581	257.3	13:28'42.885
11	26.268	15.608	32.726	32.369	1'46.971	247.3	13:30'29.856
12	26.191	15.598	31.320	32.517	1'45.626	257.9	13:32'15.482
13	26.230	15.623	31.226	32.392	1'45.471	258.5	13:34'00.953
14	26.353	15.673	31.435	32.596	1'46.057	258.5	13:35'47.010
15	26.402	15.675	31.440	32.624	1'46.141	259.7	13:37'33.151
16	26.495	15.668	31.635	32.595	1'46.393	257.9	13:39'19.544
17	26.623	15.733	31.570	32.812	1'46.738	256.7	13:41'06.282
18	26.580	15.667	31.555	32.825	1'46.627	257.3	13:42'52.909
19	26.497	15.709	31.492	32.660	1'46.358	256.1	13:44'39.267
20	26.534	15.725	31.934	32.974	1'47.167	254.9	13:46'26.434

20 A. YATES (1'45.939)

Lap	Seg. 1	Seg. 2	Seg. 3	Seg. 4	Lap Time	km/h	Local Time
1	33.609	15.715	31.750	32.557	1'53.631	250.8	13:12'27.787
2	**26.389**	15.729	**31.437**	**32.384**	**1'45.939**	250.8	13:14'13.726
3	26.499	**15.667**	31.444	32.513	1'46.123	250.8	13:15'59.849
4	26.737	15.691	31.724	33.170	1'47.322	249.6	13:17'47.171
5	26.897	15.791	31.558	32.961	1'47.207	251.3	13:19'34.378
6	27.277	16.159	31.832	32.918	1'48.186	247.9	13:21'22.564
7	26.565	15.916	32.055	32.970	1'47.506	245.1	13:23'10.070
8	26.653	15.953	31.477	32.763	1'46.846	246.8	13:24'56.916
9	26.693	15.722	31.809	33.271	1'47.495	250.2	13:26'44.411
10	26.819	15.814	32.078	32.871	1'47.582	248.5	13:28'31.993
11	26.841	15.817	32.985	32.796	1'48.439	247.3	13:30'20.432
12	26.776	15.859	32.197	32.743	1'47.575	249.6	13:32'08.007
13	26.952	15.866	31.948	32.992	1'47.758	250.2	13:33'55.765
14	26.921	15.954	32.204	33.137	1'48.216	247.3	13:35'43.981
15	27.054	15.912	32.196	33.165	1'48.327	250.8	13:37'32.308
16	27.029	15.962	32.325	32.720	1'48.036	246.8	13:39'20.344
17	26.718	15.805	31.936	32.715	1'47.174	250.8	13:41'07.518
18	26.758	15.783	32.011	32.693	1'47.245	**251.9**	13:42'54.763
19	26.745	15.889	31.977	32.873	1'47.484	249.0	13:44'42.247
20	27.107	16.167	32.319	33.724	1'49.317	246.8	13:46'31.564

21 A. ANDREOZZI (1'43.803)

Lap	Seg. 1	Seg. 2	Seg. 3	Seg. 4	Lap Time	km/h	Local Time
1	32.947	15.352	31.136	31.695	1'51.130	**266.7**	13:12'25.286
2	26.127	**15.122**	31.208	31.783	1'44.240	265.4	13:14'09.526
3	26.142	15.176	31.029	**31.687**	1'44.034	261.6	13:15'53.560
4	**25.966**	15.226	**30.813**	31.798	**1'43.803**	263.5	13:17'37.363
5	27.159	15.184	31.182	31.847	1'45.372	260.3	13:19'22.735
6	26.098	15.351	30.886	31.854	1'44.189	258.5	13:21'06.924
7	26.122	15.322	31.033	31.950	1'44.427	260.3	13:22'51.351
8	26.331	15.460	31.115	31.941	1'44.847	257.9	13:24'36.198
9	26.191	15.307	31.080	31.944	1'44.522	258.5	13:26'20.720
10	26.130	15.365	31.180	31.776	1'44.451	258.5	13:28'05.171
11	26.167	15.421	31.565	32.250	1'45.403	256.7	13:29'50.574
12	26.372	15.450	31.154	32.072	1'45.048	257.3	13:31'35.622

10 I. TOTH (1'47.202)

Lap	Seg. 1	Seg. 2	Seg. 3	Seg. 4	Lap Time	km/h	Local Time
1	35.368	15.764	32.851	33.153	1'57.136	256.1	13:12'31.292
2	26.843	15.571	32.194	**32.605**	1'47.213	265.4	13:14'18.505
3	**26.724**	**15.532**	32.184	32.762	**1'47.202**	267.4	13:16'05.707
4	27.002	15.551	**31.989**	32.837	1'47.379	**268.0**	13:17'53.086
5	27.201	15.662	32.227	32.645	1'47.735	264.8	13:19'40.821
6	27.273	15.635	32.645	32.799	1'48.352	265.4	13:21'29.173
7	27.077	15.631	32.348	32.723	1'47.779	264.8	13:23'16.952
8	27.188	15.685	32.392	32.664	1'47.929	261.0	13:25'04.881
9	27.132	15.717	32.275	33.068	1'48.192	267.4	13:26'53.073
10	27.375	15.633	32.269	33.013	1'48.290	264.8	13:28'41.363
11	26.908	15.855	34.270	32.792	1'49.825	215.1	13:30'31.188

99 G. MAY (1'46.073)

Lap	Seg. 1	Seg. 2	Seg. 3	Seg. 4	Lap Time	km/h	Local Time
1	34.574	15.764	32.157	32.559	1'55.054	245.1	13:12'29.210
2	26.548	15.691	31.810	32.406	1'46.455	254.3	13:14'15.665
3	26.521	15.569	31.750	32.765	1'46.605	256.1	13:16'02.270
4	26.464	15.559	**31.654**	32.396	**1'46.073**	255.5	13:17'48.343
5	26.406	**15.478**	31.718	32.483	1'46.085	**257.9**	13:19'34.428
6	26.636	15.551	31.780	**32.380**	1'46.347	254.9	13:21'20.775
7	26.730	15.671	31.983	32.827	1'47.211	256.7	13:23'07.986
8	**26.386**	15.779	31.667	32.631	1'46.463	249.0	13:24'54.449
9	26.652	15.684	31.716	32.708	1'46.760	253.7	13:26'41.209
10	26.587	15.682	31.990	32.739	1'46.998	249.6	13:28'28.207

71 C. CORTI (1'45.695)

Lap	Seg. 1	Seg. 2	Seg. 3	Seg. 4	Lap Time	km/h	Local Time
1	34.198	15.784	31.658	33.036	1'54.676	**261.6**	13:12'28.832
2	26.676	15.587	33.252	32.696	1'48.211	**261.6**	13:14'17.043
3	26.502	**15.557**	32.410	33.019	1'47.488	260.3	13:16'04.531
4	26.772	15.687	35.040	2'27.510	3'45.009 P	259.7	13:19'49.540
5	33.595	15.671	31.457	32.626	1'53.349 P	259.1	13:21'42.889
6	**26.263**	15.567	**31.438**	**32.427**	**1'45.695**	257.9	13:23'28.584

34 D. GIUGLIANO (1'43.435)

Lap	Seg. 1	Seg. 2	Seg. 3	Seg. 4	Lap Time	km/h	Local Time
1	31.138	15.179	30.923	**31.325**	1'48.565	269.3	13:12'22.721
2	**25.473**	15.362	30.869	31.731	**1'43.435**	262.2	13:14'06.156

44 D. SALOM (40'39.999)

Lap	Seg. 1	Seg. 2	Seg. 3	Seg. 4	Lap Time	km/h	Local Time
1	33.223	15.143	**31.431**	**31.646**	1'51.443	267.4	13:12'25.599

P = Pits In/Out - C = Lap-Time Cancelled

PIRELLI
Official Tyre Supplier

TISSOT
SWISS WATCHES SINCE 1853
Official Timekeeper