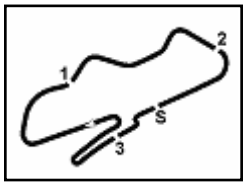

Donington Park 4.023 m

Donington, 23-24-25 May 2014
Superbike - Analysis Race 1

1 T. SYKES (1'28.779)

Lap	Seg. 1	Seg. 2	Seg. 3	Seg. 4	Seg. 5	Lap Time	km/h	Local Time
1	23.787	25.859	11.495	11.193	24.176	1'36.510	270.2	12:01'51.897
2	19.459	24.657	**11.231**	11.094	23.341	1'29.782	272.3	12:03'21.679
3	19.567	24.557	11.316	11.196	23.408	1'30.044	267.5	12:04'51.723
4	19.430	24.562	11.256	11.078	23.679	1'30.005	268.2	12:06'21.728
5	19.312	24.669	11.278	11.429	23.942	1'30.630	270.2	12:07'52.358
6	19.368	24.582	11.361	11.100	23.731	1'30.142	262.3	12:09'22.500
7	19.354	24.645	11.292	11.166	23.654	1'30.111	263.0	12:10'52.611
8	19.264	24.429	11.295	11.057	23.175	1'29.220	**275.8**	12:12'21.831
9	19.092	24.569	11.395	10.882	23.132	1'29.070	268.9	12:13'50.901
10	**19.086**	24.488	11.374	11.020	23.202	1'29.170	269.6	12:15'20.071
11	19.180	24.406	11.412	10.823	23.093	1'28.914	268.2	12:16'48.985
12	19.298	**24.405**	11.290	11.248	23.186	1'29.427	272.3	12:18'18.412
13	19.280	24.536	11.328	10.830	23.056	1'29.030	268.2	12:19'47.442
14	19.198	24.467	11.377	10.802	23.309	1'29.153	268.2	12:21'16.595
15	19.232	24.465	11.260	**10.755**	23.226	1'28.938	268.9	12:22'45.533
16	19.167	24.542	11.287	10.778	**23.005**	**1'28.779**	270.2	12:24'14.312
17	19.087	24.496	11.265	10.907	23.063	1'28.818	273.0	12:25'43.130
18	19.325	24.432	11.314	10.847	23.123	1'29.041	268.9	12:27'12.171
19	19.238	24.565	11.288	10.918	23.318	1'29.327	270.9	12:28'41.498
20	19.418	24.604	11.337	10.972	23.138	1'29.469	268.9	12:30'10.967
21	19.305	25.166	11.361	10.895	23.476	1'30.203	269.6	12:31'41.170
22	19.345	24.499	11.339	10.800	23.084	1'29.067	270.2	12:33'10.237
23	19.218	24.516	11.353	10.792	23.200	1'29.079	270.2	12:34'39.316

76 L. BAZ (1'29.164)

Lap	Seg. 1	Seg. 2	Seg. 3	Seg. 4	Seg. 5	Lap Time	km/h	Local Time
1	23.035	25.364	11.499	10.955	23.464	1'34.317	262.3	12:01'49.704
2	19.228	24.663	11.421	11.354	23.611	1'30.277	264.9	12:03'19.981
3	19.305	24.738	11.616	10.979	23.271	1'29.909	**268.2**	12:04'49.890
4	19.125	24.727	**11.283**	10.974	23.309	1'29.418	266.2	12:06'19.308
5	19.236	24.663	11.362	10.862	23.414	1'29.537	264.9	12:07'48.845
6	19.205	24.675	11.368	10.961	23.342	1'29.551	266.2	12:09'18.396
7	19.389	24.576	11.369	10.854	23.351	1'29.539	266.2	12:10'47.935
8	19.146	24.624	11.429	10.965	23.379	1'29.543	264.9	12:12'17.478
9	19.114	24.798	11.407	10.937	23.225	1'29.481	264.9	12:13'46.959
10	19.154	24.623	11.341	10.874	23.283	1'29.275	265.6	12:15'16.234
11	19.081	24.566	11.470	10.896	23.558	1'29.571	264.3	12:16'45.805
12	19.288	24.506	11.403	10.847	23.256	1'29.300	266.9	12:18'15.105
13	**19.063**	**24.422**	11.404	10.983	23.292	**1'29.164**	266.9	12:19'44.269
14	19.233	24.686	11.382	10.941	23.508	1'29.750	265.6	12:21'14.019
15	19.231	24.567	11.378	10.848	23.363	1'29.387	265.6	12:22'43.406
16	19.311	24.631	11.371	10.884	23.249	1'29.446	266.2	12:24'12.852
17	19.217	24.654	11.376	10.870	**23.186**	1'29.303	264.3	12:25'42.155
18	19.321	24.687	11.412	10.867	23.351	1'29.638	264.3	12:27'11.793
19	19.170	24.627	11.370	10.973	23.432	1'29.572	264.9	12:28'41.365
20	19.308	24.597	11.426	10.893	23.565	1'29.789	264.9	12:30'11.154
21	19.241	24.803	11.368	11.117	23.680	1'30.209	267.5	12:31'41.363
22	19.233	24.608	11.366	10.925	23.716	1'29.848	267.5	12:33'11.211
23	19.219	24.538	11.380	**10.827**	23.679	1'29.643	**268.2**	12:34'40.854

22 A. LOWES (1'29.169)

Lap	Seg. 1	Seg. 2	Seg. 3	Seg. 4	Seg. 5	Lap Time	km/h	Local Time
1	22.707	25.442	11.634	10.896	23.316	1'33.995	263.0	12:01'49.382
2	19.366	24.728	11.531	11.235	23.348	1'30.208	261.7	12:03'19.590
3	19.450	24.898	11.667	10.944	23.607	1'30.566	268.9	12:04'50.156
4	19.209	24.685	11.447	10.859	23.337	1'29.537	268.9	12:06'19.693
5	19.201	24.748	11.428	10.939	23.429	1'29.745	**270.9**	12:07'49.438
6	19.333	**24.409**	11.451	**10.823**	23.183	1'29.199	266.2	12:09'18.637
7	19.338	24.739	11.475	10.917	23.253	1'29.722	265.6	12:10'48.359
8	19.224	24.548	11.452	10.883	**23.168**	1'29.275	265.6	12:12'17.634
9	19.198	24.684	11.472	10.925	23.350	1'29.629	265.6	12:13'47.263
10	19.270	24.745	**11.415**	10.864	23.370	1'29.664	267.5	12:15'16.927
11	**19.040**	24.502	11.487	10.841	23.299	**1'29.169**	267.5	12:16'46.096
12	19.397	24.625	11.497	**10.823**	23.307	1'29.649	266.9	12:18'15.745
13	19.117	24.628	11.476	10.886	23.272	1'29.379	264.3	12:19'45.124
14	19.051	24.567	11.465	10.889	23.378	1'29.350	266.2	12:21'14.474
15	19.247	24.715	11.441	11.003	23.456	1'29.862	264.9	12:22'44.336
16	19.100	24.577	11.472	10.935	23.390	1'29.474	266.2	12:24'13.810
17	19.187	24.607	11.537	11.163	23.586	1'30.080	265.6	12:25'43.890
18	19.291	24.688	11.504	10.922	23.456	1'29.861	265.6	12:27'13.751
19	19.378	24.835	11.510	10.951	23.522	1'30.196	266.2	12:28'43.947
20	19.288	24.860	11.453	11.000	23.350	1'29.951	265.6	12:30'13.898
21	19.445	24.775	11.511	10.875	23.439	1'30.045	265.6	12:31'43.943
22	19.370	24.953	11.509	10.919	23.542	1'30.293	264.9	12:33'14.236
23	19.404	24.965	11.633	11.329	24.143	1'31.474	263.0	12:34'45.710

33 M. MELANDRI (1'29.499)

Lap	Seg. 1	Seg. 2	Seg. 3	Seg. 4	Seg. 5	Lap Time	km/h	Local Time
1	22.595	25.667	11.667	11.332	23.452	1'34.713	249.6	12:01'50.100
2	19.322	24.605	**11.295**	11.191	23.700	1'30.113	**271.6**	12:03'20.213
3	19.335	24.849	11.448	11.140	23.514	1'30.286	269.6	12:04'50.499
4	19.233	**24.429**	11.563	10.972	23.311	1'29.508	260.4	12:06'20.007
5	19.250	24.591	11.395	11.037	23.474	1'29.747	270.2	12:07'49.754
6	19.288	24.597	11.350	10.998	23.367	1'29.600	268.9	12:09'19.354
7	19.240	24.577	11.365	11.010	23.403	1'29.595	266.9	12:10'48.949
8	19.238	24.777	11.341	10.940	23.602	1'29.898	265.6	12:12'18.847
9	**19.147**	24.690	11.466	**10.865**	23.331	**1'29.499**	268.9	12:13'48.346
10	19.325	24.561	11.409	11.283	23.240	1'29.818	264.9	12:15'18.164
11	19.402	24.717	11.454	10.944	**23.063**	1'29.580	266.2	12:16'47.744
12	19.372	24.643	11.438	10.923	23.211	1'29.587	266.2	12:18'17.331
13	19.267	25.945	11.408	10.932	23.279	1'30.831	265.6	12:19'48.162
14	19.430	24.809	11.423	11.001	23.437	1'30.100	269.6	12:21'18.262
15	19.405	24.797	11.400	10.929	23.276	1'29.807	267.5	12:22'48.069
16	19.291	24.746	11.505	10.969	23.197	1'29.708	264.9	12:24'17.777
17	19.322	24.743	11.449	11.172	23.306	1'29.992	266.2	12:25'47.769
18	19.408	24.677	11.422	10.926	23.267	1'29.700	266.2	12:27'17.469
19	19.438	24.850	11.542	10.945	23.516	1'30.291	264.3	12:28'47.760
20	19.349	24.765	11.480	11.062	23.344	1'30.000	265.6	12:30'17.760
21	19.364	24.809	11.441	11.035	23.249	1'29.898	268.2	12:31'47.658
22	19.395	24.884	11.449	11.064	23.525	1'30.317	266.9	12:33'17.975
23	19.728	25.387	11.746	11.669	24.686	1'33.216	253.7	12:34'51.191

7 C. DAVIES (1'29.678)

Lap	Seg. 1	Seg. 2	Seg. 3	Seg. 4	Seg. 5	Lap Time	km/h	Local Time
1	23.511	25.317	11.699	11.461	23.953	1'35.941	262.3	12:01'51.328
2	19.559	24.656	**11.384**	11.079	23.375	1'30.053	266.2	12:03'21.381
3	19.504	24.625	11.468	10.944	23.495	1'30.036	266.2	12:04'51.417
4	19.421	24.645	11.465	10.978	23.613	1'30.122	268.2	12:06'21.539
5	19.343	**24.605**	11.526	11.320	23.482	1'30.276	258.6	12:07'51.815
6	19.356	24.739	11.564	11.010	23.519	1'30.188	266.9	12:09'22.003
7	19.385	24.721	11.549	11.174	23.655	1'30.484	266.9	12:10'52.487
8	19.909	24.733	11.553	10.943	23.297	1'30.435	268.2	12:12'22.922
9	19.355	24.636	11.502	10.880	23.349	1'29.722	267.5	12:13'52.644
10	19.354	24.712	11.482	10.809	23.590	1'29.947	265.6	12:15'22.591
11	19.514	24.837	11.532	10.893	23.623	1'30.399	266.2	12:16'52.990
12	19.464	24.884	11.476	11.044	23.427	1'30.295	**268.9**	12:18'23.285
13	19.356	24.653	11.660	10.810	23.237	1'29.716	262.3	12:19'53.001
14	19.526	24.788	11.622	10.819	23.355	1'30.110	263.6	12:21'23.111
15	19.438	24.782	11.626	10.801	23.245	1'29.892	261.1	12:22'53.003
16	19.346	24.775	11.602	10.909	23.323	1'29.955	262.3	12:24'22.958
17	19.367	24.892	11.660	10.797	23.373	1'30.089	263.0	12:25'53.047
18	19.337	24.917	11.543	10.821	23.389	1'30.007	265.6	12:27'23.054
19	19.428	24.868	11.579	10.907	23.399	1'30.181	264.9	12:28'53.235
20	19.467	24.915	11.565	10.896	23.584	1'30.427	266.2	12:30'23.662
21	**19.314**	24.721	11.700	10.798	**23.145**	**1'29.678**	261.1	12:31'53.340
22	19.470	24.707	11.706	**10.765**	23.171	1'29.819	262.3	12:33'23.159
23	19.569	24.866	11.666	11.040	23.530	1'30.671	263.0	12:34'53.830

65 J. REA (1'29.495)

Lap	Seg. 1	Seg. 2	Seg. 3	Seg. 4	Seg. 5	Lap Time	km/h	Local Time
1	22.892	25.785	11.738	11.314	23.707	1'35.436	268.2	12:01'50.823
2	19.624	24.567	11.499	11.033	23.364	1'30.087	266.9	12:03'20.910
3	19.638	24.593	11.425	10.998	23.617	1'30.271	**269.6**	12:04'51.181
4	19.473	24.635	**11.356**	10.925	23.703	1'30.092	268.9	12:06'21.273
5	19.426	**24.527**	11.417	11.402	23.507	1'30.279	268.2	12:07'51.552
6	19.396	24.835	11.513	10.991	23.452	1'30.187	264.9	12:09'21.739
7	19.426	24.712	11.532	10.881	23.506	1'30.057	263.6	12:10'51.796
8	19.485	24.760	11.498	11.227	23.440	1'30.410	262.3	12:12'22.206
9	19.300	24.580	11.489	10.866	**23.260**	**1'29.495**	266.9	12:13'51.701
10	**19.215**	24.690	11.459	**10.805**	23.418	1'29.587	266.2	12:15'21.288
11	19.535	24.671	11.486	10.845	23.336	1'29.873	264.3	12:16'51.161
12	19.398	24.730	11.550	10.956	23.603	1'30.237	265.6	12:18'21.398
13	19.413	24.668	11.518	10.958	23.382	1'29.939	262.3	12:19'51.337
14	19.384	24.675	11.497	10.945	23.482	1'29.983	263.6	12:21'21.320
15	19.404	24.928	11.508	11.054	23.377	1'30.271	263.0	12:22'51.591
16	19.469	24.874	11.555	11.005	23.538	1'30.441	264.3	12:24'22.032
17	19.489	24.822	11.616	10.981	23.623	1'30.531	263.0	12:25'52.563
18	19.433	24.801	11.496	10.977	23.326	1'30.033	264.3	12:27'22.596
19	19.386	24.973	11.520	11.000	23.567	1'30.446	264.3	12:28'53.042
20	19.513	24.897	11.556	10.923	23.496	1'30.385	263.6	12:30'23.427
21	19.435	25.146	11.497	10.928	23.488	1'30.494	264.9	12:31'53.921
22	19.466	24.703	11.489	10.948	23.411	1'30.017	267.5	12:33'23.938
23	19.397	24.701	11.416	11.017	23.555	1'30.086	268.9	12:34'54.024

50 S. GUINTOLI (1'29.467)

Lap	Seg. 1	Seg. 2	Seg. 3	Seg. 4	Seg. 5	Lap Time	km/h	Local Time
1	22.519	25.890	11.481	11.105	23.529	1'34.524	261.7	12:01'49.911
2	19.337	24.597	**11.257**	11.226	23.493	1'29.910	270.2	12:03'19.821
3	19.340	24.756	11.442	**10.862**	23.333	1'29.733	269.6	12:04'49.554
4	19.229	24.737	11.406	10.883	**23.278**	1'29.533	269.6	12:06'19.087
5	19.347	24.991	11.405	10.989	23.756	1'30.488	270.2	12:07'49.575
6	19.341	**24.587**	11.322	10.911	23.306	**1'29.467**	269.6	12:09'19.042
7	19.235	24.695	11.355	11.019	23.364	1'29.668	266.2	12:10'48.710
8	**19.226**	24.620	11.388	10.893	23.819	1'29.946	**271.6**	12:12'18.656
9	19.256	24.956	11.397	10.878	23.578	1'30.065	270.9	12:13'48.721

P = Pits In/Out - C = Lap-Time Cancelled

PIRELLI
Official Tyre Supplier

TISSOT
SWISS WATCHES SINCE 1853
Official Timekeeper

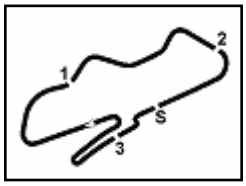

Donington Park 4.023 m

Donington, 23-24-25 May 2014
Superbike - Analysis Race 1

10	19.255	24.718	11.432	10.981	23.512	1'29.898	270.9	12:15'18.619
11	19.354	24.639	11.387	11.036	23.369	1'29.785	270.9	12:16'48.404
12	19.276	24.766	11.521	16.030	24.264	1'35.857	264.9	12:18'24.261
13	19.310	24.774	11.500	10.998	23.813	1'30.395	268.2	12:19'54.656
14	19.439	24.697	11.481	11.061	23.590	1'30.268	266.2	12:21'24.924
15	19.400	24.778	11.420	11.030	23.457	1'30.085	266.9	12:22'55.009
16	19.337	24.855	11.516	11.197	23.557	1'30.462	265.6	12:24'25.471
17	19.449	24.901	11.399	11.138	23.417	1'30.304	267.5	12:25'55.775
18	19.413	24.670	11.426	11.051	23.399	1'29.959	269.6	12:27'25.734
19	19.334	24.775	11.509	11.123	23.509	1'30.250	265.6	12:28'55.984
20	19.326	24.934	11.540	11.097	23.515	1'30.412	263.0	12:30'26.396
21	19.377	25.097	11.507	11.105	23.513	1'30.599	265.6	12:31'56.995
22	19.423	24.818	11.540	11.027	23.488	1'30.296	267.5	12:33'27.291
23	19.362	24.787	11.522	11.020	23.817	1'30.508	266.9	12:34'57.799

91 L. HASLAM (1'29.742)

Lap	Seg. 1	Seg. 2	Seg. 3	Seg. 4	Seg. 5	Lap Time	km/h	Local Time
1	22.748	25.750	11.609	11.274	23.710	1'35.091	263.0	12:01'50.478
2	19.328	24.656	11.382	10.930	24.081	1'30.377	266.9	12:03'20.855
3	19.217	24.585	11.388	11.109	23.719	1'30.018	264.9	12:04'50.873
4	19.525	24.725	11.350	10.979	**23.487**	1'30.066	263.6	12:06'20.939
5	**19.188**	**24.548**	**11.343**	12.036	24.100	1'31.215	266.9	12:07'52.154
6	19.268	24.786	11.358	11.100	23.517	1'30.029	266.9	12:09'22.183
7	19.361	24.785	11.379	11.069	23.524	1'30.118	266.9	12:10'52.301
8	19.749	24.586	11.387	10.953	23.506	1'30.181	266.9	12:12'22.482
9	19.241	24.666	11.440	**10.902**	23.493	**1'29.742**	**267.5**	12:13'52.224
10	19.379	24.798	11.445	10.913	23.609	1'30.144	262.3	12:15'22.368
11	19.488	24.880	11.441	11.028	23.591	1'30.428	262.3	12:16'52.796
12	19.451	24.938	11.519	11.058	23.934	1'30.900	259.8	12:18'23.696
13	19.330	24.926	11.518	11.068	24.000	1'30.842	263.6	12:19'54.538
14	19.737	25.013	11.484	11.032	23.743	1'31.009	263.0	12:21'25.547
15	19.401	24.896	11.407	11.053	23.744	1'30.501	264.9	12:22'56.048
16	19.417	24.973	11.442	12.408	23.917	1'32.157	263.6	12:24'28.205
17	19.671	25.124	11.552	10.988	23.711	1'31.046	259.2	12:25'59.251
18	19.634	25.131	11.650	11.212	23.854	1'31.481	259.2	12:27'30.732
19	19.767	25.273	11.669	11.053	23.919	1'31.681	259.8	12:29'02.413
20	19.698	25.064	11.593	11.118	23.795	1'31.268	262.3	12:30'33.681
21	19.631	25.082	11.565	10.982	23.984	1'31.244	262.3	12:32'04.925
22	19.684	25.149	11.589	11.046	24.026	1'31.494	261.7	12:33'36.419
23	19.816	25.296	11.608	11.157	24.315	1'32.192	262.3	12:35'08.611

24 T. ELIAS (1'30.493)

Lap	Seg. 1	Seg. 2	Seg. 3	Seg. 4	Seg. 5	Lap Time	km/h	Local Time
1	23.628	25.622	11.720	11.307	24.049	1'36.326	**266.2**	12:01'51.713
2	20.036	25.126	**11.485**	10.992	23.467	1'31.106	264.3	12:03'22.819
3	19.586	25.183	11.515	10.994	23.370	1'30.648	263.6	12:04'53.467
4	19.513	**25.028**	11.538	11.099	23.405	1'30.583	264.9	12:06'24.050
5	19.595	25.051	11.678	11.006	23.367	1'30.697	261.1	12:07'54.747
6	19.510	25.149	11.512	11.008	23.677	1'30.856	256.7	12:09'25.603
7	19.524	25.083	11.626	10.969	23.319	1'30.521	260.4	12:10'56.124
8	19.573	25.146	11.565	10.962	**23.247**	**1'30.493**	259.2	12:12'26.617
9	19.487	25.167	11.560	10.966	23.354	1'30.534	259.2	12:13'57.151
10	19.460	25.278	11.600	11.036	23.353	1'30.727	256.7	12:15'27.878
11	19.565	25.174	11.598	10.987	23.714	1'31.038	259.8	12:16'58.916
12	19.654	25.261	11.614	11.165	23.508	1'31.202	258.6	12:18'30.118
13	19.587	25.238	11.613	11.075	23.825	1'31.338	258.6	12:20'01.456
14	19.703	25.651	11.612	11.154	23.697	1'31.817	256.7	12:21'33.273
15	19.709	25.216	11.568	11.036	23.382	1'30.911	261.7	12:23'04.184
16	**19.385**	25.040	11.535	11.353	23.521	1'30.834	257.9	12:24'35.018
17	19.628	25.153	11.518	10.996	23.446	1'30.741	260.4	12:26'05.759
18	19.602	25.172	11.524	10.996	23.380	1'30.674	260.4	12:27'36.433
19	19.646	25.161	11.604	10.985	23.488	1'30.884	258.6	12:29'07.317
20	19.601	25.227	11.650	11.013	23.435	1'30.926	260.4	12:30'38.243
21	19.752	25.128	11.574	**10.846**	23.485	1'30.785	262.3	12:32'09.028
22	19.614	25.254	11.543	10.996	23.507	1'30.914	265.6	12:33'39.942
23	19.617	25.044	11.599	11.009	23.396	1'30.665	259.2	12:35'10.607

86 A. BADOVINI (1'30.437)

Lap	Seg. 1	Seg. 2	Seg. 3	Seg. 4	Seg. 5	Lap Time	km/h	Local Time
1	23.998	26.215	11.679	11.353	23.738	1'36.983	257.9	12:01'52.370
2	19.590	25.047	11.547	11.019	23.725	1'30.928	257.3	12:03'23.298
3	19.306	25.152	11.514	11.040	23.641	1'30.653	257.3	12:04'53.951
4	**19.237**	25.011	11.514	11.057	23.618	**1'30.437**	257.9	12:06'24.388
5	19.389	25.077	11.625	11.045	23.622	1'30.758	256.7	12:07'55.146
6	19.330	25.232	**11.494**	11.133	23.696	1'30.885	**260.4**	12:09'26.031
7	19.418	25.013	11.513	10.989	23.711	1'30.644	259.2	12:10'56.675
8	19.423	25.012	11.514	10.973	23.767	1'30.689	257.9	12:12'27.364
9	19.375	25.032	11.533	11.346	23.677	1'30.963	**260.4**	12:13'58.327
10	19.453	25.179	11.580	10.981	23.653	1'30.846	258.6	12:15'29.173
11	19.465	24.980	11.580	11.125	23.647	1'30.797	258.6	12:16'59.970
12	19.580	25.002	11.576	11.202	23.650	1'31.010	259.2	12:18'30.980
13	19.547	25.006	11.592	11.001	23.709	1'30.855	257.9	12:20'01.835
14	19.463	25.187	11.650	11.011	23.641	1'30.952	257.9	12:21'32.787
15	19.600	25.098	11.631	10.997	**23.494**	1'30.820	256.1	12:23'03.607
16	19.564	25.063	11.679	11.223	23.609	1'31.138	256.1	12:24'34.745
17	19.498	25.083	11.625	11.191	23.978	1'31.375	256.7	12:26'06.120
18	19.485	25.087	11.606	11.009	23.753	1'30.940	256.1	12:27'37.060
19	19.687	25.024	11.596	**10.929**	23.696	1'30.932	257.3	12:29'07.992
20	19.543	24.951	11.681	11.006	23.718	1'30.899	256.1	12:30'38.891
21	19.530	**24.926**	11.595	11.012	23.809	1'30.872	257.3	12:32'09.763
22	19.580	25.002	11.622	11.050	23.920	1'31.174	257.3	12:33'40.937
23	19.841	25.365	11.697	11.398	24.208	1'32.509	254.9	12:35'13.446

44 D. SALOM (1'30.649)

Lap	Seg. 1	Seg. 2	Seg. 3	Seg. 4	Seg. 5	Lap Time	km/h	Local Time
1	24.182	25.786	11.661	11.679	24.108	1'37.416	251.3	12:01'52.803
2	19.705	24.999	**11.451**	11.309	23.848	1'31.312	254.3	12:03'24.115
3	19.633	24.844	11.522	11.131	23.705	1'30.835	255.5	12:04'54.950
4	19.490	24.933	11.578	11.205	23.954	1'31.160	**257.3**	12:06'26.110
5	19.490	25.071	11.662	11.370	23.901	1'31.494	251.3	12:07'57.604
6	19.734	25.184	11.774	11.276	24.093	1'32.061	252.5	12:09'29.665
7	19.850	25.508	11.773	11.363	24.143	1'32.637	252.5	12:11'02.302
8	19.671	25.162	11.711	11.322	24.101	1'31.967	254.3	12:12'34.269
9	19.757	25.201	11.756	11.512	23.880	1'32.106	252.5	12:14'06.375
10	19.720	25.017	11.569	11.276	23.766	1'31.348	253.7	12:15'37.723
11	19.762	24.925	11.662	11.179	23.917	1'31.445	250.2	12:17'09.168
12	19.707	24.961	11.780	11.198	23.814	1'31.460	247.3	12:18'40.628
13	19.754	24.897	11.718	11.174	23.741	1'31.284	247.3	12:20'11.912
14	19.706	25.186	11.824	11.145	23.993	1'31.854	249.0	12:21'43.766
15	19.680	24.950	11.767	11.352	23.684	1'31.433	256.1	12:23'15.199
16	19.611	25.150	11.785	11.289	23.901	1'31.736	253.7	12:24'46.935
17	19.789	24.867	11.645	11.213	23.897	1'31.411	253.7	12:26'18.346
18	19.791	25.084	11.640	11.184	23.956	1'31.655	252.5	12:27'50.001
19	19.810	24.938	11.829	11.533	23.847	1'31.957	251.3	12:29'21.958
20	19.752	24.835	11.631	11.292	23.934	1'31.444	254.9	12:30'53.402
21	19.647	24.937	11.613	11.263	23.941	1'31.401	256.7	12:32'24.803
22	**19.408**	24.887	11.580	**11.033**	23.741	**1'30.649**	**257.3**	12:33'55.452
23	19.520	**24.809**	11.612	11.238	**23.638**	1'30.817	256.7	12:35'26.269

59 N. CANEPA (1'30.853)

Lap	Seg. 1	Seg. 2	Seg. 3	Seg. 4	Seg. 5	Lap Time	km/h	Local Time
1	24.307	26.001	11.762	11.615	24.152	1'37.837	257.3	12:01'53.224
2	19.763	24.975	11.642	11.242	24.034	1'31.656	259.2	12:03'24.880
3	19.572	24.753	**11.637**	11.092	23.799	**1'30.853**	260.4	12:04'55.733
4	**19.476**	24.792	11.842	11.149	24.128	1'31.387	259.2	12:06'27.120
5	19.625	24.856	11.742	11.200	23.838	1'31.261	257.3	12:07'58.381
6	19.543	24.836	11.720	11.371	24.105	1'31.575	**261.1**	12:09'29.956
7	19.722	25.726	11.806	11.186	24.180	1'32.620	257.9	12:11'02.576
8	19.571	25.106	11.749	11.299	24.300	1'32.025	259.2	12:12'34.601
9	19.607	25.082	11.769	11.334	23.899	1'31.691	259.8	12:14'06.292
10	19.614	24.971	11.766	11.209	23.756	1'31.316	256.1	12:15'37.608
11	19.702	24.851	11.860	11.191	23.802	1'31.406	256.7	12:17'09.014
12	19.677	24.927	11.899	11.137	23.804	1'31.444	256.7	12:18'40.458
13	19.689	24.859	11.798	11.090	23.904	1'31.340	256.1	12:20'11.798
14	19.671	25.170	11.833	11.222	23.911	1'31.807	256.7	12:21'43.605
15	19.659	24.831	11.897	11.130	23.904	1'31.421	257.3	12:23'15.026
16	19.646	25.049	11.868	11.268	23.987	1'31.818	256.1	12:24'46.844
17	19.697	24.824	11.748	11.182	23.967	1'31.418	256.1	12:26'18.262
18	19.743	24.985	11.799	11.124	23.944	1'31.595	256.7	12:27'49.857
19	19.769	24.898	12.117	11.302	23.906	1'31.992	256.7	12:29'21.849
20	19.709	**24.724**	11.867	11.186	23.874	1'31.360	256.7	12:30'53.209
21	19.681	24.887	11.782	11.176	**23.678**	1'31.204	256.7	12:32'24.413
22	19.598	24.808	11.761	**11.028**	23.682	1'30.877	258.6	12:33'55.290
23	19.547	24.763	11.750	11.166	23.970	1'31.196	258.6	12:35'26.486

9 F. FORET (1'31.304)

Lap	Seg. 1	Seg. 2	Seg. 3	Seg. 4	Seg. 5	Lap Time	km/h	Local Time
1	25.045	26.095	11.898	11.356	24.531	1'38.925	252.5	12:01'54.312
2	19.854	25.021	11.525	11.287	23.994	1'31.681	**256.7**	12:03'25.993
3	19.640	24.972	**11.517**	11.414	24.095	1'31.638	256.1	12:04'57.631
4	19.580	**24.831**	11.616	11.276	24.001	**1'31.304**	254.9	12:06'28.935
5	**19.576**	24.977	11.577	11.363	24.003	1'31.496	254.9	12:08'00.431
6	19.594	25.094	11.713	11.234	23.952	1'31.587	252.5	12:09'32.018
7	19.598	25.129	11.673	11.472	24.433	1'32.305	254.9	12:11'04.323
8	19.660	25.379	11.756	11.296	24.164	1'32.255	249.6	12:12'36.578
9	19.776	25.215	11.670	11.204	**23.922**	1'31.787	250.7	12:14'08.365
10	19.630	25.375	11.695	11.270	24.144	1'32.114	252.5	12:15'40.479
11	19.611	25.115	11.738	11.219	24.218	1'31.901	253.7	12:17'12.380
12	19.645	25.332	11.725	**11.182**	24.262	1'32.146	250.7	12:18'44.526
13	19.765	25.428	11.753	11.272	24.220	1'32.438	253.7	12:20'16.964
14	19.872	25.286	11.734	11.326	24.047	1'32.265	252.5	12:21'49.229
15	19.613	25.205	11.764	11.228	24.087	1'31.897	251.9	12:23'21.126
16	19.591	25.277	11.653	11.408	24.064	1'31.993	251.9	12:24'53.119
17	19.724	25.412	11.697	11.315	24.120	1'32.268	253.1	12:26'25.387
18	19.742	25.265	11.743	11.266	24.006	1'32.022	256.1	12:27'57.409
19	19.671	25.333	11.676	11.276	24.099	1'32.055	250.7	12:29'29.464
20	19.757	25.306	11.756	11.272	24.183	1'32.274	247.9	12:31'01.738
21	19.786	25.407	11.757	11.339	24.556	1'32.845	250.7	12:32'34.583

P = Pits In/Out - C = Lap-Time Cancelled

PIRELLI
Official Tyre Supplier

TISSOT
SWISS WATCHES SINCE 1853
Official Timekeeper

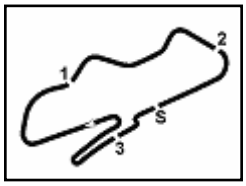

Donington Park 4.023 m

Donington, 23-24-25 May 2014
Superbike - Analysis Race 1

22	19.737	25.548	11.864	11.427	24.537	1'33.113	249.0	12:34'07.696
23	19.866	25.812	11.834	12.038	24.653	1'34.203	251.9	12:35'41.899

11 J. GUARNONI (1'31.014)

Lap	Seg. 1	Seg. 2	Seg. 3	Seg. 4	Seg. 5	Lap Time	km/h	Local Time
1	24.898	25.875	11.761	11.517	24.055	1'38.106	**254.3**	12:01'53.493
2	19.826	25.408	11.605	**11.249**	23.634	1'31.722	253.7	12:03'25.215
3	19.549	**25.013**	**11.562**	11.299	**23.591**	**1'31.014**	**254.3**	12:04'56.229
4	**19.502**	25.119	11.624	11.293	23.753	1'31.291	253.1	12:06'27.520
5	19.631	25.331	11.682	11.294	23.668	1'31.606	253.1	12:07'59.126
6	19.585	25.165	11.704	11.269	23.784	1'31.507	**254.3**	12:09'30.633
7	19.759	25.330	11.719	11.412	23.866	1'32.086	247.3	12:11'02.719
8	19.765	25.188	11.649	11.313	24.204	1'32.119	253.7	12:12'34.838
9	19.755	25.213	11.665	11.319	23.864	1'31.816	253.1	12:14'06.654
10	19.608	25.262	11.692	11.319	23.699	1'31.580	253.7	12:15'38.234
11	19.788	25.257	11.700	11.264	23.923	1'31.932	253.7	12:17'10.166
12	19.796	25.258	11.751	11.281	23.711	1'31.797	251.9	12:18'41.963
13	19.730	25.361	11.781	11.488	24.063	1'32.423	249.6	12:20'14.386
14	19.896	25.362	11.829	11.395	24.111	1'32.593	248.4	12:21'46.979
15	19.942	25.389	11.872	11.473	24.099	1'32.775	250.7	12:23'19.754
16	19.881	25.232	11.783	11.498	24.089	1'32.483	249.0	12:24'52.237
17	19.992	25.413	11.793	11.398	24.040	1'32.636	251.3	12:26'24.873
18	19.986	25.356	11.876	11.519	24.125	1'32.862	250.7	12:27'57.735
19	19.888	25.325	11.827	11.493	24.203	1'32.736	252.5	12:29'30.471
20	20.059	25.535	11.864	11.589	24.374	1'33.421	246.2	12:31'03.892
21	20.072	25.763	11.852	11.613	24.357	1'33.657	246.7	12:32'37.549
22	20.064	25.757	11.868	11.736	24.298	1'33.723	244.5	12:34'11.272
23	20.083	25.860	11.831	11.857	24.608	1'34.239	245.0	12:35'45.511

21 A. ANDREOZZI (1'31.364)

Lap	Seg. 1	Seg. 2	Seg. 3	Seg. 4	Seg. 5	Lap Time	km/h	Local Time
1	24.577	26.405	12.138	11.873	24.344	1'39.337	250.7	12:01'54.724
2	19.892	25.200	11.780	11.291	23.820	1'31.983	**255.5**	12:03'26.707
3	19.946	25.581	11.907	11.269	23.952	1'32.655	254.3	12:04'59.362
4	19.877	25.268	11.852	11.280	23.998	1'32.275	251.9	12:06'31.637
5	19.908	25.320	11.792	11.401	24.139	1'32.560	251.3	12:08'04.197
6	19.830	25.547	11.791	11.438	24.063	1'32.669	254.9	12:09'36.866
7	19.755	25.437	11.858	11.186	23.770	1'32.006	253.1	12:11'08.872
8	19.731	25.945	11.771	11.381	23.807	1'32.635	253.1	12:12'41.507
9	19.814	25.565	11.761	11.195	24.198	1'32.533	254.3	12:14'14.040
10	19.936	**25.136**	**11.701**	11.220	23.742	1'31.735	254.3	12:15'45.775
11	19.676	25.222	11.768	**11.019**	**23.679**	**1'31.364**	252.5	12:17'17.139
12	**19.618**	25.233	11.822	13.398	24.552	1'34.623	250.7	12:18'51.762
13	19.839	25.528	11.839	11.333	23.978	1'32.517	251.9	12:20'24.279
14	19.725	25.509	11.767	11.276	23.995	1'32.272	246.7	12:21'56.551
15	19.920	25.183	11.704	11.351	23.748	1'31.906	252.5	12:23'28.457
16	19.835	25.553	11.770	11.344	23.811	1'32.313	252.5	12:25'00.770
17	19.985	25.631	12.448	11.427	24.227	1'33.718	250.2	12:26'34.488
18	20.206	25.561	11.886	11.368	24.458	1'33.479	249.6	12:28'07.967
19	19.889	25.528	11.767	11.363	24.093	1'32.640	250.7	12:29'40.607
20	19.935	25.358	11.783	11.243	23.872	1'32.191	250.7	12:31'12.798
21	19.984	25.382	11.737	11.271	24.218	1'32.592	249.6	12:32'45.390
22	19.895	25.445	11.801	11.543	23.966	1'32.650	251.9	12:34'18.040
23	19.908	25.309	11.876	11.648	23.779	1'32.520	250.2	12:35'50.560

71 C. CORTI (1'31.168)

Lap	Seg. 1	Seg. 2	Seg. 3	Seg. 4	Seg. 5	Lap Time	km/h	Local Time
1	25.298	26.165	11.806	11.584	24.464	1'39.317	259.2	12:01'54.704
2	20.257	25.303	11.767	11.331	23.937	1'32.595	261.1	12:03'27.299
3	19.854	25.531	11.726	11.331	24.338	1'32.780	259.8	12:05'00.079
4	19.793	25.868	12.376	11.345	24.036	1'33.418	253.1	12:06'33.497
5	19.855	25.499	11.890	11.438	23.963	1'32.645	257.9	12:08'06.142
6	19.796	25.198	11.797	11.222	24.028	1'32.041	259.2	12:09'38.183
7	19.855	25.219	11.784	11.209	23.968	1'32.035	259.8	12:11'10.218
8	19.853	25.247	11.796	11.225	24.051	1'32.172	259.2	12:12'42.390
9	19.739	25.505	11.736	17.570	26.586	1'41.136	259.8	12:14'23.526
10	19.925	25.304	11.862	11.255	24.003	1'32.349	257.3	12:15'55.875
11	19.977	25.715	11.900	11.125	23.966	1'32.683	258.6	12:17'28.558
12	19.816	25.407	11.877	11.006	23.870	1'31.976	258.6	12:19'00.534
13	19.805	25.250	11.800	11.123	23.839	1'31.817	257.3	12:20'32.351
14	19.744	25.388	11.840	11.303	24.028	1'32.303	259.8	12:22'04.654
15	19.700	25.385	11.793	11.130	24.061	1'32.069	259.2	12:23'36.723
16	19.961	25.472	11.752	11.393	24.009	1'32.587	259.2	12:25'09.310
17	19.776	25.265	11.799	11.089	23.835	1'31.764	257.3	12:26'41.074
18	19.793	25.404	11.753	11.081	23.896	1'31.927	258.6	12:28'13.001
19	19.835	25.313	**11.677**	11.093	23.888	1'31.806	**263.0**	12:29'44.807
20	20.135	25.337	11.782	11.079	24.124	1'32.457	258.6	12:31'17.264
21	19.973	25.265	11.781	11.189	24.131	1'32.339	258.6	12:32'49.603
22	19.718	25.139	11.715	**10.936**	**23.680**	1'31.188	259.2	12:34'20.791
23	**19.651**	**24.871**	11.691	11.133	23.822	**1'31.168**	259.2	12:35'51.959

98 R. LANUSSE (1'32.221)

Lap	Seg. 1	Seg. 2	Seg. 3	Seg. 4	Seg. 5	Lap Time	km/h	Local Time
1	24.845	26.447	11.932	11.920	24.406	1'39.550	234.9	12:01'54.937
2	20.194	25.422	**11.660**	11.448	23.840	1'32.564	249.6	12:03'27.501
3	19.946	25.378	11.722	11.415	24.168	1'32.629	247.3	12:05'00.130
4	19.970	**25.200**	11.687	11.382	23.988	1'32.227	251.3	12:06'32.357
5	19.892	25.453	11.727	11.532	24.063	1'32.667	251.3	12:08'05.024
6	19.833	25.361	11.740	**11.366**	24.016	1'32.316	251.3	12:09'37.340
7	19.828	25.276	11.771	11.395	23.951	**1'32.221**	251.3	12:11'09.561
8	**19.821**	25.380	11.698	11.555	**23.826**	1'32.280	251.3	12:12'41.841
9	19.849	25.452	11.765	11.645	23.926	1'32.637	250.7	12:14'14.478
10	19.970	25.385	11.807	11.516	24.045	1'32.723	250.2	12:15'47.201
11	19.916	25.399	11.883	11.526	24.240	1'32.964	249.6	12:17'20.165
12	19.904	25.469	11.765	11.622	24.255	1'33.015	**251.9**	12:18'53.180
13	19.942	25.478	11.866	11.635	24.266	1'33.187	247.3	12:20'26.367
14	19.940	25.418	11.801	11.556	24.107	1'32.822	249.0	12:21'59.189
15	19.961	25.379	11.693	11.671	24.352	1'33.056	249.0	12:23'32.245
16	20.034	25.525	11.802	11.678	24.308	1'33.347	245.6	12:25'05.592
17	19.957	25.559	11.871	11.549	24.287	1'33.223	250.2	12:26'38.815
18	20.042	25.544	11.855	11.561	24.350	1'33.352	248.4	12:28'12.167
19	20.060	25.560	11.800	11.559	24.454	1'33.433	**251.9**	12:29'45.600
20	20.213	25.601	11.843	11.555	24.314	1'33.526	249.6	12:31'19.126
21	20.189	25.576	11.861	11.673	24.483	1'33.782	250.7	12:32'52.908
22	20.127	25.839	11.944	11.766	24.602	1'34.278	247.3	12:34'27.186
23	20.234	25.678	11.939	11.919	24.569	1'34.339	248.4	12:36'01.525

20 A. YATES (1'32.645)

Lap	Seg. 1	Seg. 2	Seg. 3	Seg. 4	Seg. 5	Lap Time	km/h	Local Time
1	26.001	26.478	12.197	11.677	24.365	1'40.718	241.2	12:01'56.105
2	20.368	25.553	11.870	11.390	24.115	1'33.296	245.6	12:03'29.401
3	20.102	25.625	**11.868**	11.378	24.262	1'33.235	246.2	12:05'02.636
4	20.204	25.746	11.962	11.330	24.353	1'33.595	246.2	12:06'36.231
5	20.329	25.710	11.912	11.344	23.932	1'33.227	247.3	12:08'09.458
6	20.183	25.719	11.966	11.289	23.970	1'33.127	246.7	12:09'42.585
7	20.244	25.722	11.991	11.441	24.313	1'33.711	244.5	12:11'16.296
8	20.133	25.932	11.915	11.300	24.095	1'33.375	246.2	12:12'49.671
9	20.257	25.710	11.954	11.393	24.567	1'33.881	245.6	12:14'23.552
10	20.377	25.471	11.884	11.272	23.953	1'32.957	247.3	12:15'56.509
11	20.141	25.571	11.913	11.269	23.863	1'32.757	**248.4**	12:17'29.266
12	**20.076**	25.507	11.927	11.277	**23.858**	**1'32.645**	246.7	12:19'01.911
13	20.158	**25.447**	11.947	11.254	24.052	1'32.858	243.4	12:20'34.769
14	20.255	25.687	11.923	**11.201**	24.240	1'33.306	246.7	12:22'08.075
15	20.202	26.009	11.966	11.372	24.107	1'33.656	244.5	12:23'41.731
16	20.364	25.578	12.058	11.498	24.098	1'33.596	240.7	12:25'15.327
17	20.304	25.614	11.890	11.474	24.115	1'33.397	244.5	12:26'48.724
18	20.335	25.853	11.888	11.351	23.997	1'33.424	246.2	12:28'22.148
19	20.248	25.959	11.956	11.404	24.149	1'33.716	246.2	12:29'55.864
20	20.313	25.727	11.938	11.371	24.238	1'33.587	247.3	12:31'29.451
21	20.455	25.796	13.535	11.308	24.440	1'35.534	227.0	12:33'04.985
22	20.374	26.314	14.823	13.749	26.537	1'41.797	122.4	12:34'46.782

10 I. TOTH (1'34.264)

Lap	Seg. 1	Seg. 2	Seg. 3	Seg. 4	Seg. 5	Lap Time	km/h	Local Time
1	25.728	26.650	12.007	11.653	25.183	1'41.221	**259.8**	12:01'56.608
2	20.294	26.022	**11.880**	11.606	24.997	1'34.799	256.1	12:03'31.407
3	20.263	26.145	11.941	11.512	**24.618**	1'34.479	257.9	12:05'05.886
4	**20.171**	**26.021**	11.891	**11.505**	24.676	**1'34.264**	**259.8**	12:06'40.150
5	20.211	26.463	11.970	12.099	24.928	1'35.671	255.5	12:08'15.821
6	20.275	26.129	12.046	11.747	25.200	1'35.397	251.3	12:09'51.218
7	20.627	26.107	12.147	11.784	25.015	1'35.680	246.2	12:11'26.898
8	20.404	26.613	12.154	11.704	25.031	1'35.906	249.0	12:13'02.804
9	20.396	26.151	12.090	11.739	24.944	1'35.320	246.7	12:14'38.124
10	20.376	26.271	12.102	11.617	24.807	1'35.173	250.2	12:16'13.297
11	20.354	26.250	12.048	11.642	24.925	1'35.219	250.2	12:17'48.516
12	20.336	26.291	12.000	11.628	24.766	1'35.021	249.6	12:19'23.537
13	20.179	26.080	12.090	11.608	25.686	1'35.643	251.3	12:20'59.180
14	20.403	26.258	12.167	11.508	24.909	1'35.245	251.3	12:22'34.425
15	20.520	26.361	12.243	11.662	25.295	1'36.081	249.6	12:24'10.506
16	23.946	30.335	14.783	19.643	28.810	1'57.517	209.8	12:26'08.023
17	20.975	26.546	12.017	11.813	25.344	1'36.695	254.3	12:27'44.718
18	20.686	26.452	12.079	11.739	25.477	1'36.433	253.7	12:29'21.151
19	21.306	26.397	11.959	11.544	24.848	1'36.054	254.9	12:30'57.205
20	21.344	26.554	12.346	11.898	26.103	1'38.245	244.5	12:32'35.450
21	20.436	28.356	12.066	11.590	25.221	1'37.669	253.7	12:34'13.119
22	20.286	26.248	11.993	11.971	25.003	1'35.501	253.1	12:35'48.620

32 S. MORAIS (1'31.106)

Lap	Seg. 1	Seg. 2	Seg. 3	Seg. 4	Seg. 5	Lap Time	km/h	Local Time
1	25.517	26.186	11.832	11.859	24.585	1'39.979	251.9	12:01'55.366
2	20.241	25.376	11.699	11.404	24.237	1'32.957	256.7	12:03'28.323
3	19.790	25.459	11.660	11.415	24.220	1'32.544	254.9	12:05'00.867
4	19.785	25.736	11.805	11.470	24.253	1'33.049	253.7	12:06'33.916
5	19.771	25.486	11.649	11.571	24.227	1'32.704	254.3	12:08'06.620
6	19.637	25.411	11.538	11.338	24.205	1'32.129	256.1	12:09'38.749
7	19.688	25.297	11.594	11.412	24.429	1'32.420	259.8	12:11'11.169
8	19.648	25.464	**11.533**	11.246	24.175	1'32.066	259.2	12:12'43.235
9	19.516	25.253	11.682	11.462	24.020	1'31.933	250.7	12:14'15.168

P = Pits In/Out - C = Lap-Time Cancelled

PIRELLI
Official Tyre Supplier

TISSOT
SWISS WATCHES SINCE 1853
Official Timekeeper

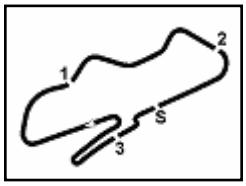

Donington Park 4.023 m

Donington, 23-24-25 May 2014
Superbike - Analysis Race 1

10	19.723	25.567	11.708	11.363	24.173	1'32.534	251.9	12:15'47.702
11	19.730	25.451	11.565	11.272	24.066	1'32.084	**261.1**	12:17'19.786
12	19.752	25.483	11.752	11.525	24.429	1'32.941	251.9	12:18'52.727
13	19.764	25.535	11.627	11.261	24.172	1'32.359	255.5	12:20'25.086
14	19.775	25.540	11.902	11.641	24.459	1'33.317	238.5	12:21'58.403
15	20.088	25.792	11.949	11.550	24.980	1'34.359	243.4	12:23'32.762
16	20.619	28.087	12.900	12.635	30.269	1'44.510 P	211.4	12:25'17.272
17	2'44.769	30.134	14.849	11.899	23.988	4'05.639 P	169.0	12:29'22.911
18	19.753	25.150	11.544	11.255	24.230	1'31.932	260.4	12:30'54.843
19	19.482	**25.123**	11.577	**11.064**	**23.860**	**1'31.106**	258.6	12:32'25.949
20	**19.419**	25.158	11.591	12.128	24.406	1'32.702	259.2	12:33'58.651
21	19.589	25.448	11.723	11.739	24.633	1'33.132	256.1	12:35'31.783

34 D. GIUGLIANO (1'29.119)

Lap	Seg. 1	Seg. 2	Seg. 3	Seg. 4	Seg. 5	Lap Time	km/h	Local Time
1	23.072	25.551	11.563	11.354	23.733	1'35.273	263.6	12:01'50.660
2	19.315	24.590	**11.344**	11.004	23.767	1'30.020	**270.2**	12:03'20.680
3	19.184	24.383	11.488	11.040	23.817	1'29.912	264.3	12:04'50.592
4	19.200	24.600	11.450	11.006	23.366	1'29.622	264.3	12:06'20.214
5	19.207	24.565	11.455	10.973	23.618	1'29.818	268.2	12:07'50.032
6	19.177	24.560	11.387	10.956	23.515	1'29.595	266.9	12:09'19.627
7	19.225	24.450	11.434	10.962	23.458	1'29.529	266.9	12:10'49.156
8	19.151	24.455	11.370	10.910	23.233	**1'29.119**	268.2	12:12'18.275
9	19.132	**24.289**	11.441	10.940	23.371	1'29.173	265.6	12:13'47.448
10	19.219	24.306	11.467	10.980	**23.201**	1'29.173	264.3	12:15'16.621
11	**19.065**	24.400	11.469	10.876	23.383	1'29.193	267.5	12:16'45.814
12	19.409	24.497	11.468	10.805	23.338	1'29.517	265.6	12:18'15.331
13	19.151	24.381	11.498	10.879	23.337	1'29.246	264.9	12:19'44.577
14	19.208	24.504	11.477	10.875	23.504	1'29.568	265.6	12:21'14.145
15	19.324	24.576	11.530	**10.796**	23.346	1'29.572	263.6	12:22'43.717
16	19.230	24.582	11.471	1'22.831	30.901	2'49.015 P	266.9	12:25'32.732

58 E. LAVERTY (1'29.571)

Lap	Seg. 1	Seg. 2	Seg. 3	Seg. 4	Seg. 5	Lap Time	km/h	Local Time
1	23.884	25.318	11.534	11.310	23.687	1'35.733 P	**267.5**	12:01'51.120
2	19.561	24.565	11.374	11.142	23.362	1'30.004	264.3	12:03'21.124
3	19.318	**24.459**	11.385	11.069	23.628	1'29.859	261.7	12:04'50.983
4	19.286	24.578	11.400	**11.029**	**23.278**	**1'29.571**	266.2	12:06'20.554

2 C. IDDON (1'30.538)

Lap	Seg. 1	Seg. 2	Seg. 3	Seg. 4	Seg. 5	Lap Time	km/h	Local Time
1	23.720	26.107	11.609	11.765	24.468	1'37.669	**257.3**	12:01'53.056
2	19.592	25.103	**11.530**	11.218	24.002	1'31.445	255.5	12:03'24.501
3	19.565	24.816	11.579	**11.044**	23.806	1'30.810	256.7	12:04'55.311
4	**19.389**	**24.802**	11.558	11.230	**23.559**	**1'30.538**	**257.3**	12:06'25.849

P = Pits In/Out - C = Lap-Time Cancelled

PIRELLI
Official Tyre Supplier
TISSOT
SWISS WATCHES SINCE 1853
Official Timekeeper