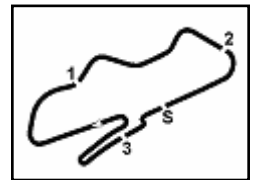




18

WSBK

102/05



Donington Park 4.023 m

Donington, 23-24-25 May 2014 Superbike - Analysis Free Practice 3rd Session

2 / 4

Table with 7 columns: Rider, Lap 1, Lap 2, Lap 3, Lap 4, Lap 5, Total Time

9° 58 E. LAVERTY (1'29.079)

Table with 7 columns: Lap, Seg. 1-5, Lap Time, km/h, Local Time

10° 91 L. HASLAM (1'29.285)

Table with 7 columns: Lap, Seg. 1-5, Lap Time, km/h, Local Time

11° 59 N. CANEPA (1'29.493)

Table with 7 columns: Lap, Seg. 1-5, Lap Time, km/h, Local Time

12° 19 L. CAMIER (1'29.684)

Table with 7 columns: Lap, Seg. 1-5, Lap Time, km/h, Local Time

13° 2 C. IDDON (1'29.999)

Table with 7 columns: Lap, Seg. 1-5, Lap Time, km/h, Local Time

Table with 7 columns: Rider, Lap 1, Lap 2, Lap 3, Lap 4, Lap 5, Total Time

14° 86 A. BADOVINI (1'29.999)

Table with 7 columns: Lap, Seg. 1-5, Lap Time, km/h, Local Time

15° 44 D. SALOM (1'30.020)

Table with 7 columns: Lap, Seg. 1-5, Lap Time, km/h, Local Time

16° 24 T. ELIAS (1'30.555)

Table with 7 columns: Lap, Seg. 1-5, Lap Time, km/h, Local Time

17° 9 F. FORET (1'31.195)

Table with 7 columns: Lap, Seg. 1-5, Lap Time, km/h, Local Time

P = Pits In/Out - C = Lap-Time Cancelled

PIR PERUGIA TIMING



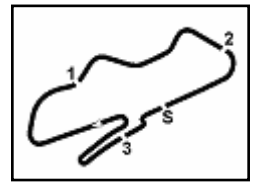
Official Tyre Supplier



Official Timekeeper



18
WSBK



Donington, 23-24-25 May 2014
Superbike - Analysis Free Practice 3rd Session

Donington Park 4.023 m

3 / 4

Table with 10 columns: Lap, Seg. 1, Seg. 2, Seg. 3, Seg. 4, Seg. 5, Lap Time, km/h, Local Time. Rows 5-19.

Table with 10 columns: Lap, Seg. 1, Seg. 2, Seg. 3, Seg. 4, Seg. 5, Lap Time, km/h, Local Time. Rows 20-29.

18° 11 J. GUARNONI (1'31.583)

Table with 10 columns: Lap, Seg. 1, Seg. 2, Seg. 3, Seg. 4, Seg. 5, Lap Time, km/h, Local Time. Rows 1-21.

22° 32 S. MORAIS (1'32.064)

Table with 10 columns: Lap, Seg. 1, Seg. 2, Seg. 3, Seg. 4, Seg. 5, Lap Time, km/h, Local Time. Rows 1-17.

19° 71 C. CORTI (1'31.610)

Table with 10 columns: Lap, Seg. 1, Seg. 2, Seg. 3, Seg. 4, Seg. 5, Lap Time, km/h, Local Time. Rows 1-14.

23° 20 A. YATES (1'32.615)

Table with 10 columns: Lap, Seg. 1, Seg. 2, Seg. 3, Seg. 4, Seg. 5, Lap Time, km/h, Local Time. Rows 1-13.

20° 21 A. ANDREOZZI (1'31.877)

Table with 10 columns: Lap, Seg. 1, Seg. 2, Seg. 3, Seg. 4, Seg. 5, Lap Time, km/h, Local Time. Rows 1-17.

24° 10 I. TOH (1'32.667)

Table with 10 columns: Lap, Seg. 1, Seg. 2, Seg. 3, Seg. 4, Seg. 5, Lap Time, km/h, Local Time. Rows 1-15.

21° 98 R. LANUSSE (1'32.032)

Table with 10 columns: Lap, Seg. 1, Seg. 2, Seg. 3, Seg. 4, Seg. 5, Lap Time, km/h, Local Time. Rows 1-5.

25° 99 G. MAY (1'34.194)

Table with 10 columns: Lap, Seg. 1, Seg. 2, Seg. 3, Seg. 4, Seg. 5, Lap Time, km/h, Local Time. Rows 1-5.

P = Pits In/Out - C = Lap-Time Cancelled

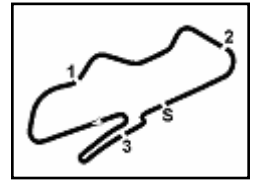
FICR PERUGIA TIMING



Official Tyre Supplier



Official Timekeeper



Donington Park 4.023 m

Donington, 23-24-25 May 2014
Superbike - Analysis Free Practice 3rd Session

6	20.328	26.192	11.901	11.631	24.314	1'34.366	249.0	16:46'15.652
7	20.519	26.151	11.957	11.535	24.249	1'34.411	247.9	16:47'50.063
8	24.792	27.165	12.313	12.029	25.150	1'41.449P	236.4	16:49'31.512
9	4'30.845	29.417	12.152	11.752	27.820	5'51.986P	246.7	16:55'23.498
10	20.434	26.148	11.902	11.489	24.494	1'34.467	249.6	16:56'57.965
11	20.389	26.284	11.849	11.385	24.287	1'34.194	250.2	16:58'32.159
12	20.286	26.024	11.900	22.853	26.148	1'47.211P	249.6	17:00'19.370
13	3'26.079	26.847	12.022	11.696	24.558	4'41.202P	247.3	17:05'00.572

26° 56 P. SEBESTYEN (1'34.519)

Lap	Seg. 1	Seg. 2	Seg. 3	Seg. 4	Seg. 5	Lap Time	km/h	Local Time
1	20.643	28.037	12.472	12.176	25.716	1'37.316	242.8	16:33'22.039
2	20.592	26.516	12.032	12.135	25.990	1'36.131	247.9	16:34'59.355
3	20.623	26.507	12.019	11.627	25.386	1'36.131	253.1	16:36'35.486
4	20.623	26.362	11.879	11.640	25.227	1'35.731	254.9	16:38'11.217
5	23.137	41.987	12.108	11.818	25.386	1'54.436	248.4	16:40'05.653
6	20.204	26.026	11.737	11.614	24.980	1'34.561	253.7	16:41'40.214
7	20.464	32.086	12.101	11.594	25.388	1'41.633	243.9	16:43'21.847
8	20.152	25.902	11.845	11.542	25.136	1'34.577	247.9	16:44'56.424
9	20.108	26.333	11.756	11.457	24.865	1'34.519	254.3	16:46'30.943
10	20.465	26.114	11.860	11.712	24.450	1'34.601P	247.3	16:48'05.544
11	3'44.746	27.137	13.265	12.058	25.138	5'02.344P	200.0	16:53'07.888
12	20.413	26.103	11.829	11.692	25.166	1'35.203	250.7	16:54'43.091
13	20.302	26.393	11.878	11.710	25.113	1'35.396	249.6	16:56'18.487
14	23.639	26.681	12.067	11.839	25.252	1'39.478P	246.7	16:57'57.965
15	6'33.215	28.112	13.393	12.080	25.803	7'52.603P	211.0	17:05'50.568
16	20.407	26.196	11.842	11.563	24.665	1'34.673	251.9	17:07'25.241
17	20.324	28.532	15.048	11.882	25.154	1'40.940	212.7	17:09'06.181
18	20.498	27.466	17.942	19.954	31.114	1'56.974P	103.9	17:11'03.155

P = Pits In/Out - C = Lap-Time Cancelled

