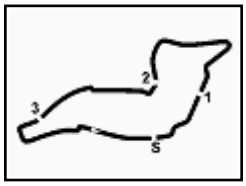

Enzo e Dino Ferrari 4.936 m

Imola, 9-10-11 May 2014

Superbike - Analysis Free Practice 2nd Session

1° 65 J. REA (1'48.147)

Lap	Seg. 1	Seg. 2	Seg. 3	Seg. 4	Seg. 5	Lap Time	km/h	Local Time
								16:05'30.838
1	6.184	17.393	35.219	30.005	24.254	1'53.055 P	201.1	16:07'23.893
2	6.651	15.928	34.000	29.047	23.347	1'48.973	**283.0**	16:09'12.866
3	**6.628**	15.884	34.244	28.860	23.343	1'48.959	282.2	16:11'01.825
4	6.699	16.070	34.332	29.046	8'46.625	10'12.772 P	279.2	16:21'14.597
5	6.562	17.773	34.849	29.506	23.557	1'52.247 P	168.1	16:23'06.844
6	6.758	15.675	34.032	29.280	23.338	1'49.083	279.2	16:24'55.927
7	6.710	15.659	34.003	29.571	6'24.857	7'50.800 P	279.2	16:32'46.727
8	6.384	16.753	34.449	29.134	23.371	1'50.091 P	190.2	16:34'36.818
9	6.688	15.621	33.903	**28.837**	23.335	1'48.384	280.7	16:36'25.202
10	6.670	**15.582**	**33.822**	28.863	**23.210**	**1'48.147**	280.7	16:38'13.349
11	6.671	15.640	34.088	29.173	23.375	1'48.947	281.5	16:40'02.296
12	6.658	15.690	33.999	29.021	23.482	1'48.850	282.2	16:41'51.146

2° 1 T. SYKES (1'48.187)

Lap	Seg. 1	Seg. 2	Seg. 3	Seg. 4	Seg. 5	Lap Time	km/h	Local Time
								16:06'25.174
1	8.796	20.636	39.878	30.998	24.416	2'04.724 P	94.2	16:08'29.898
2	6.686	16.078	34.273	29.058	23.581	1'49.676	284.5	16:10'19.574
3	6.650	15.923	34.050	28.833	23.327	1'48.783	286.0	16:12'08.357
4	6.639	15.838	40.749	32.161	8'14.839	9'50.226 P	285.3	16:21'58.583
5	9.601	33.290	45.061	29.579	28.135	2'25.666 P	174.5	16:24'24.249
6	6.620	**15.694**	**33.828**	28.837	**23.208**	**1'48.187**	**288.4**	16:26'12.436
7	6.608	15.676	33.965	36.231	30.676	2'03.156 C	287.6	16:28'15.592
8	6.692	15.817	34.037	28.804	23.477	1'48.827	286.8	16:30'04.419
9	**6.603**	15.695	33.864	**28.799**	23.329	1'48.290	285.3	16:31'52.709
10	6.657	18.298	35.354	31.322	30.657	2'02.288	280.7	16:33'54.997
11	6.605	17.936	36.137	29.722	25.048	1'55.448	286.8	16:35'50.445
12	6.639	15.745	34.038	28.820	23.490	1'48.732	287.6	16:37'39.177

3° 33 M. MELANDRI (1'48.261)

Lap	Seg. 1	Seg. 2	Seg. 3	Seg. 4	Seg. 5	Lap Time	km/h	Local Time
								16:05'32.629
1	7.702	19.124	37.007	38.958	28.551	2'11.342 P	159.7	16:07'43.971
2	6.634	16.742	36.986	29.669	23.887	1'53.918	277.8	16:09'37.889
3	6.642	15.814	33.885	28.943	23.381	1'48.665	**286.8**	16:11'26.554
4	**6.569**	16.718	35.627	34.440	9'34.280	11'07.634 P	285.3	16:22'34.188
5	7.142	19.011	36.489	30.593	24.735	1'57.970 P	187.5	16:24'32.158
6	6.664	15.837	33.882	29.302	23.437	1'49.122	284.5	16:26'21.280
7	6.590	16.185	34.278	29.393	31.563	1'58.009	**286.8**	16:28'19.289
8	6.592	**15.730**	34.081	30.162	5'22.170	6'48.735 P	286.0	16:35'08.024
9	7.617	18.678	35.589	29.616	23.798	1'55.298 P	154.3	16:37'03.322
10	6.600	15.774	33.788	28.909	**23.362**	1'48.433	283.7	16:38'51.755
11	6.617	15.737	**33.663**	**28.836**	23.408	**1'48.261**	284.5	16:40'40.016
12	6.668	15.758	33.782	28.850	23.385	1'48.443	283.7	16:42'28.459

4° 50 S. GUINTOLI (1'48.323)

Lap	Seg. 1	Seg. 2	Seg. 3	Seg. 4	Seg. 5	Lap Time	km/h	Local Time
								16:05'47.011
1	6.876	19.223	36.383	31.391	24.839	1'58.712 P	182.3	16:07'45.723
2	6.655	16.022	34.168	29.208	**23.417**	1'49.470	277.8	16:09'35.193
3	6.631	15.678	34.196	29.076	23.798	1'49.379	283.7	16:11'24.572
4	6.675	15.701	34.819	33.923	8'41.897	10'13.015 P	280.0	16:21'37.587
5	6.646	18.204	35.232	30.340	23.557	1'53.979 P	193.3	16:23'31.566
6	**6.596**	16.078	34.012	29.016	23.534	1'49.236	277.8	16:25'20.802
7	6.621	15.681	34.081	29.151	23.596	1'49.130	283.0	16:27'09.932
8	6.675	15.808	34.218	29.091	6'07.451	7'33.243 P	275.6	16:34'43.175
9	7.034	18.219	35.796	30.504	23.594	1'55.147 P	185.5	16:36'38.322
10	6.636	**15.588**	33.882	28.904	23.424	1'48.434	**284.5**	16:38'26.756
11	6.600	15.629	**33.877**	**28.740**	23.477	**1'48.323**	283.0	16:40'15.079
12	6.638	15.744	33.980	28.930	23.721	1'49.013	280.7	16:42'04.092
13	6.662	15.809	34.118	29.019	23.583	1'49.191	279.2	16:43'53.283

5° 34 D. GIUGLIANO (1'48.574)

Lap	Seg. 1	Seg. 2	Seg. 3	Seg. 4	Seg. 5	Lap Time	km/h	Local Time
								16:05'20.202
1	7.734	22.393	42.086	38.918	38.473	2'29.604 P	129.7	16:07'49.806
2	6.801	15.893	34.077	29.606	23.426	1'49.803	277.0	16:09'39.609
3	**6.744**	15.961	33.886	28.973	23.523	1'49.087	277.0	16:11'28.696
4	7.063	21.318	38.395	34.217	11'29.943	13'10.936 P	212.4	16:24'39.632
5	6.366	18.147	36.881	29.843	23.450	1'54.687 P	178.3	16:26'34.319
6	6.855	15.738	**33.602**	29.069	23.310	**1'48.574**	277.0	16:28'22.893
7	6.838	15.871	33.733	**28.937**	**23.199**	1'48.578	274.2	16:30'11.471
8	6.763	18.926	40.074	35.441	24.405	2'05.609	**277.8**	16:32'17.080
9	6.825	**15.656**	33.645	29.033	23.575	1'48.734	277.0	16:34'05.814
10	6.849	17.796	37.290	30.305	9'00.342	10'32.582 P	266.5	16:44'38.396

6° 7 C. DAVIES (1'48.592)

Lap	Seg. 1	Seg. 2	Seg. 3	Seg. 4	Seg. 5	Lap Time	km/h	Local Time
								16:05'44.428
1	7.977	18.389	36.145	30.933	23.832	1'57.276 P	175.9	16:07'41.704
2	6.802	15.985	33.972	40.877	23.920	2'01.556	279.2	16:09'43.260
3	6.739	16.053	34.112	29.020	23.882	1'49.806	**282.2**	16:11'33.066
4	**6.681**	15.910	34.187	40.704	14'18.079	15'55.561 P	280.7	16:27'28.627
5	6.337	16.974	34.655	30.310	23.527	1'51.803 P	205.4	16:29'20.430
6	6.785	15.778	**33.961**	28.943	**23.195**	1'48.662	279.2	16:31'09.092
7	6.714	15.798	34.168	28.989	7'49.510	9'15.179 P	**282.2**	16:40'24.271
8	6.631	16.828	34.748	32.458	24.228	1'54.893 P	202.2	16:42'19.164
9	6.786	15.687	34.130	**28.712**	23.277	**1'48.592**	277.8	16:44'07.756

7° 91 L. HASLAM (1'48.999)

Lap	Seg. 1	Seg. 2	Seg. 3	Seg. 4	Seg. 5	Lap Time	km/h	Local Time
								16:05'16.223
1	6.401	17.540	36.038	38.041	27.899	2'05.919 P	198.8	16:07'22.142
2	6.778	15.893	**34.009**	29.104	23.520	1'49.304	**278.5**	16:09'11.446
3	6.794	18.227	35.861	29.682	23.723	1'54.287	276.3	16:11'05.733
4	6.762	15.920	34.077	29.432	9'00.417	10'26.608 P	277.8	16:21'32.341
5	7.020	18.333	35.914	30.705	24.231	1'56.203 P	165.7	16:23'28.544
6	6.769	15.820	34.103	**28.990**	**23.317**	**1'48.999**	**278.5**	16:25'17.543
7	6.805	**15.750**	34.079	29.044	29.361	1'55.039	276.3	16:27'12.582
8	**6.748**	15.859	34.031	29.134	23.394	1'49.166	**278.5**	16:29'01.748
9	6.763	16.980	36.967	34.770	10'32.267	12'07.747 P	276.3	16:41'09.495
10	6.623	17.035	35.612	34.870	24.669	1'58.809 P	185.8	16:43'08.304
11	6.779	15.966	35.726	34.131	27.015	1'59.617	277.0	16:45'07.921

8° 58 E. LAVERTY (1'49.259)

Lap	Seg. 1	Seg. 2	Seg. 3	Seg. 4	Seg. 5	Lap Time	km/h	Local Time
								16:05'03.019
1	8.111	18.554	35.936	30.129	23.723	1'56.453 P	187.5	16:06'59.472
2	6.796	15.927	34.147	29.558	23.609	1'50.037	276.3	16:08'49.509
3	**6.748**	16.615	35.653	30.826	24.020	1'53.862	274.2	16:10'43.371
4	6.825	15.971	34.267	29.287	23.546	1'49.896 C	277.0	16:12'33.267
5	6.989	19.572	37.343	35.489	12'24.143	14'03.536 P	242.6	16:26'36.803
6	7.957	19.088	36.439	31.442	24.036	1'58.962 P	152.8	16:28'35.765
7	6.870	15.877	34.089	**29.257**	**23.309**	1'49.402	274.2	16:30'25.167
8	6.796	**15.743**	34.110	29.309	23.392	1'49.350	**277.8**	16:32'14.517
9	6.798	15.798	**34.012**	29.270	23.381	**1'49.259**	277.0	16:34'03.776

9° 76 L. BAZ (1'49.600)

Lap	Seg. 1	Seg. 2	Seg. 3	Seg. 4	Seg. 5	Lap Time	km/h	Local Time
								16:05'04.424
1	6.362	18.158	35.557	30.109	23.720	1'53.906 P	191.9	16:06'58.330
2	6.876	16.172	34.497	29.706	23.551	1'50.802	277.8	16:08'49.132
3	6.811	16.159	34.382	29.334	23.430	1'50.116	272.0	16:10'39.248
4	**6.791**	15.888	34.326	29.210	24.640	1'50.855	283.0	16:12'30.103
5	14.600	22.549	41.056	35.964	9'06.914	11'01.083 P	126.9	16:23'31.186
6	8.900	17.481	35.335	29.911	27.926	1'59.553 P	177.4	16:25'30.739
7	6.821	**15.876**	**34.069**	29.242	23.690	1'49.698	281.5	16:27'20.437
8	6.795	15.906	34.307	29.322	**23.379**	1'49.709	**283.7**	16:29'10.146
9	6.794	15.909	34.184	**29.194**	23.519	**1'49.600**	281.5	16:30'59.746
10	6.939	16.941	37.040	31.633	11'52.666	13'25.219 P	270.6	16:44'24.965

10° 19 L. CAMIER (1'49.610)

Lap	Seg. 1	Seg. 2	Seg. 3	Seg. 4	Seg. 5	Lap Time	km/h	Local Time
								16:06'11.045
1	7.339	19.972	37.065	30.354	24.213	1'58.943 P	156.8	16:08'09.988
2	6.996	16.146	34.544	29.495	23.808	1'50.989	267.9	16:10'00.977
3	6.952	16.029	34.353	29.270	23.575	1'50.179	267.9	16:11'51.156
4	6.921	15.850	36.635	33.807	8'06.161	9'39.374 P	**270.6**	16:21'30.530
5	8.412	19.451	35.831	30.680	25.061	1'59.435 P	145.4	16:23'29.965
6	6.975	15.971	**33.967**	**29.199**	23.604	1'49.716	268.6	16:25'19.681
7	6.929	15.796	34.086	29.231	**23.568**	**1'49.610**	270.0	16:27'09.291
8	**6.875**	15.794	34.050	29.376	23.730	1'49.825	**270.6**	16:28'59.116
9	6.939	15.766	34.142	29.248	23.651	1'49.746	270.0	16:30'48.862
10	6.903	15.830	34.258	29.378	23.731	1'50.100	**270.6**	16:32'38.962
11	6.914	**15.736**	34.193	29.206	23.630	1'49.679	**270.6**	16:34'28.641
12	6.927	18.920	40.507	32.747	7'47.617	9'26.718 P	258.7	16:43'55.359

11° 22 A. LOWES (1'49.710)

Lap	Seg. 1	Seg. 2	Seg. 3	Seg. 4	Seg. 5	Lap Time	km/h	Local Time
								16:05'39.690
1	7.605	18.305	45.373	31.281	25.467	2'08.031 P	180.7	16:07'47.721
2	6.873	16.089	34.812	29.491	23.882	1'51.147	274.9	16:09'38.868
3	6.821	16.394	34.761	**29.022**	23.721	1'50.719	269.3	16:11'29.587
4	6.716	16.259	46.688	35.055	8'36.254	10'20.972 P	274.9	16:21'50.559
5	9.038	18.897	44.154	44.312	25.237	2'21.638 P	158.0	16:24'12.197
6	6.855	16.106	34.551	41.576	24.380	2'03.468 C	275.6	16:26'15.665
7	6.788	15.981	34.337	29.419	23.813	1'50.338	**277.8**	16:28'06.003
8	6.792	16.296	34.321	29.160	23.624	1'50.193	256.2	16:29'56.196
9	**6.708**	16.088	34.275	29.364	**23.493**	1'49.928	277.0	16:31'46.124
10	6.766	15.986	34.196	34.792	24.238	1'55.978	275.6	16:33'42.102
11	6.779	21.930	36.753	32.557	5'21.968	6'59.987 P	277.0	16:40'42.089
12	9.317	19.890	35.477	29.719	23.951	1'58.354 P	169.2	16:42'40.443
13	6.793	**15.933**	**34.145**	29.202	23.637	**1'49.710**	276.3	16:44'30.153

P = Pits In/Out - C = Lap-Time Cancelled

PIRELLI
Official Tyre Supplier

TISSOT
SWISS WATCHES SINCE 1853
Official Timekeeper

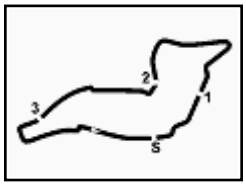

Enzo e Dino Ferrari 4.936 m

Imola, 9-10-11 May 2014

Superbike - Analysis Free Practice 2nd Session

12° 112 I. GOI (1'49.920)

Lap	Seg. 1	Seg. 2	Seg. 3	Seg. 4	Seg. 5	Lap Time	km/h	Local Time
								16:06'38.616
1	7.732	20.217	38.455	31.386	24.827	2'02.617 P	149.3	16:08'41.233
2	6.835	16.477	35.025	29.809	23.672	1'51.818	267.2	16:10'33.051
3	6.741	16.313	34.715	29.453	23.789	1'51.011 C	**274.2**	16:12'24.062
4	8.157	22.769	40.138	35.441	7'32.774	9'19.279 P	157.1	16:21'43.341
5	7.726	20.573	44.190	40.430	24.706	2'17.625 P	143.8	16:24'00.966
6	6.852	16.222	34.630	29.749	23.550	1'51.003	269.3	16:25'51.969
7	6.743	16.014	34.349	29.424	23.624	1'50.154	270.6	16:27'42.123
8	**6.720**	**15.955**	**34.258**	29.368	23.619	**1'49.920**	273.5	16:29'32.043
9	6.801	16.022	34.264	**29.314**	**23.530**	1'49.931	271.3	16:31'21.974
10	6.769	17.679	38.016	32.683	11'01.939	12'37.086 P	270.6	16:43'59.060

13° 59 N. CANEPA (1'50.015)

Lap	Seg. 1	Seg. 2	Seg. 3	Seg. 4	Seg. 5	Lap Time	km/h	Local Time
								16:05'12.637
1	5.669	17.764	37.873	38.838	27.865	2'08.009 P	204.2	16:07'20.646
2	6.944	16.067	34.443	29.595	24.140	1'51.189	269.3	16:09'11.835
3	6.896	16.145	38.585	29.436	24.307	1'55.369	272.0	16:11'07.204
4	**6.869**	15.917	34.397	29.809	9'12.903	10'39.895 P	**272.7**	16:21'47.099
5	6.178	19.077	39.793	46.735	25.499	2'17.282 P	187.5	16:24'04.381
6	6.984	15.950	34.207	29.340	**23.789**	1'50.270	269.3	16:25'54.651
7	6.888	15.893	34.252	29.350	23.943	1'50.326	267.9	16:27'44.977
8	6.967	15.908	34.239	33.701	8'24.320	9'55.135 P	269.3	16:37'40.112
9	6.708	17.232	39.385	40.930	23.876	2'08.131 P	174.8	16:39'48.243
10	6.970	15.846	**34.038**	**29.327**	23.834	**1'50.015**	270.0	16:41'38.258
11	6.981	**15.825**	34.410	29.408	24.079	1'50.703	269.3	16:43'28.961

14° 44 D. SALOM (1'50.211)

Lap	Seg. 1	Seg. 2	Seg. 3	Seg. 4	Seg. 5	Lap Time	km/h	Local Time
								16:05'29.164
1	7.015	20.274	39.004	33.126	25.103	2'04.522 P	149.5	16:07'33.686
2	6.981	16.636	35.620	30.052	24.226	1'53.515	267.9	16:09'27.201
3	7.144	17.662	36.328	32.978	24.213	1'58.325	233.0	16:11'25.526
4	**6.844**	16.279	34.848	40.877	8'44.475	10'23.323 P	**274.9**	16:21'48.849
5	7.118	20.231	38.944	31.404	25.747	2'03.444 P	150.1	16:23'52.293
6	7.097	16.461	34.888	29.776	24.024	1'52.246	263.9	16:25'44.539
7	6.895	16.248	34.806	29.851	24.022	1'51.822	272.7	16:27'36.361
8	6.918	18.260	39.447	34.324	5'01.570	6'40.519 P	274.2	16:34'16.880
9	7.490	19.698	40.873	42.694	24.585	2'15.340 P	146.8	16:36'32.220
10	6.963	16.172	34.553	**29.185**	23.931	1'50.804	266.5	16:38'23.024
11	6.847	**15.954**	**34.448**	29.265	**23.697**	**1'50.211**	274.2	16:40'13.235
12	6.878	18.811	38.408	36.836	27.238	2'08.171	274.2	16:42'21.406

15° 86 A. BADOVINI (1'50.228)

Lap	Seg. 1	Seg. 2	Seg. 3	Seg. 4	Seg. 5	Lap Time	km/h	Local Time
								16:05'04.228
1	6.672	18.532	37.824	30.623	24.209	1'57.860 P	183.3	16:07'02.088
2	7.031	16.425	34.708	30.010	23.962	1'52.136	255.0	16:08'54.224
3	**6.825**	16.331	34.714	29.415	23.888	1'51.173	258.7	16:10'45.397
4	6.932	16.278	34.430	**29.222**	23.578	1'50.440 C	258.1	16:12'35.837
5	8.965	24.327	41.481	36.791	8'37.175	10'28.739 P	125.4	16:23'04.576
6	10.251	19.131	41.910	30.421	24.487	2'06.200 P	127.0	16:25'10.776
7	6.941	16.215	34.591	29.314	23.927	1'50.988	263.9	16:27'01.764
8	6.839	16.135	34.493	29.403	**23.612**	1'50.482		16:28'52.246
9	6.833	**16.072**	**34.404**	29.284	23.635	**1'50.228**	**268.6**	16:30'42.474
10	6.949	18.089	36.562	32.713	9'27.193	11'01.506 P	255.0	16:41'43.980
11	9.103	22.104	36.887	30.589	24.238	2'02.921 P	143.8	16:43'46.901

16° 2 C. IDDON (1'50.609)

Lap	Seg. 1	Seg. 2	Seg. 3	Seg. 4	Seg. 5	Lap Time	km/h	Local Time
								16:05'24.482
1	6.143	19.452	37.994	31.460	25.057	2'00.106 P	192.3	16:07'24.588
2	6.888	16.576	35.415	30.220	24.252	1'53.351	265.9	16:09'17.939
3	6.948	16.529	37.276	32.495	25.051	1'58.299	265.2	16:11'16.238
4	6.934	16.225	34.776	35.560	7'39.867	9'13.362 P	267.2	16:20'29.600
5	6.875	18.270	44.225	34.189	24.345	2'07.904 P	174.8	16:22'37.504
6	6.933	16.411	34.801	30.180	28.875	1'57.200	266.5	16:24'34.704
7	**6.842**	16.232	34.475	29.947	23.815	1'51.311	**271.3**	16:26'26.015
8	6.886	16.231	**34.233**	29.646	23.847	1'50.843	265.9	16:28'16.858
9	6.910	**16.007**	34.343	**29.629**	**23.720**	**1'50.609**	268.6	16:30'07.467
10	6.909	16.880	37.277	30.877	11'23.502	12'55.445 P	265.9	16:43'02.912
11	7.626	18.451	38.756	32.242	24.577	2'01.652 P	184.5	16:45'04.564

17° 24 T. ELIAS (1'50.699)

Lap	Seg. 1	Seg. 2	Seg. 3	Seg. 4	Seg. 5	Lap Time	km/h	Local Time
								16:05'20.389
1	5.934	18.542	38.112	30.772	24.273	1'57.633 P	203.0	16:07'18.022
2	6.705	16.174	35.047	29.861	24.045	1'51.832	267.2	16:09'09.854
3	7.001	18.231	35.939	31.501	23.899	1'56.571	237.2	16:11'06.425
4	**6.663**	**15.983**	**34.490**	29.355	8'09.550	9'36.041 P	**278.5**	16:20'42.466
5	14.177	20.477	40.538	32.698	30.527	2'18.417 P	97.4	16:23'00.883
6	7.064	17.537	36.865	30.598	23.953	1'56.017	241.0	16:24'56.900
7	6.669	16.101	34.839	29.641	28.978	1'56.228	275.6	16:26'53.128
8	6.750	16.075	34.648	29.565	**23.661**	**1'50.699**	276.3	16:28'43.827
9	6.732	18.454	39.493	36.675	8'30.394	10'11.748 P	**278.5**	16:38'55.575
10	6.792	18.388	37.507	34.701	27.947	2'05.335 P	157.3	16:41'00.910
11	7.212	18.482	39.585	38.702	26.088	2'10.069	222.2	16:43'10.979
12	6.724	16.180	34.890	**29.273**	31.506	1'58.573	266.5	16:45'09.552

18° 23 L. SCASSA (1'50.926)

Lap	Seg. 1	Seg. 2	Seg. 3	Seg. 4	Seg. 5	Lap Time	km/h	Local Time
								16:05'19.757
1	6.678	18.755	36.823	30.490	24.436	1'57.182 P	182.6	16:07'16.939
2	7.093	16.291	35.231	30.011	23.921	1'52.547	261.9	16:09'09.486
3	7.090	16.337	34.804	29.887	23.777	1'51.895	263.2	16:11'01.381
4	7.031	16.243	34.897	30.219	8'02.124	9'30.514 P	263.9	16:20'31.895
5	6.442	18.497	40.289	37.456	25.511	2'08.195 P	182.6	16:22'40.090
6	7.236	16.240	34.712	31.321	24.177	1'53.686 C	260.0	16:24'33.776
7	7.106	17.847	35.552	29.932	23.862	1'54.299	263.2	16:26'28.075
8	7.054	16.077	34.859	29.721	23.889	1'51.600	263.9	16:28'19.675
9	7.012	16.556	38.577	32.262	6'08.050	7'42.457 P	263.9	16:36'02.132
10	7.433	19.721	36.373	30.471	23.961	1'57.959 P	178.0	16:38'00.091
11	7.056	16.037	**34.538**	29.788	23.636	1'51.055	261.9	16:39'51.146
12	7.028	**15.932**	34.676	**29.673**	**23.617**	**1'50.926**	**264.5**	16:41'42.072

19° 71 C. CORTI (1'51.034)

Lap	Seg. 1	Seg. 2	Seg. 3	Seg. 4	Seg. 5	Lap Time	km/h	Local Time
								16:05'41.800
1	6.051	18.169	36.774	32.897	25.426	1'59.317 P	200.3	16:07'41.117
2	7.519	16.515	38.029	41.194	25.164	2'08.421	257.4	16:09'49.538
3	6.976	16.105	34.546	29.886	23.983	1'51.496	270.6	16:11'41.034
4	6.961	17.507	38.699	37.003	9'30.254	11'10.424 P	256.2	16:22'51.458
5	6.478	19.955	36.121	30.635	24.513	1'57.702 P	184.5	16:24'49.160
6	7.029	16.539	43.705	30.115	23.814	2'01.202	256.2	16:26'50.362
7	**6.926**	16.094	34.435	**29.658**	23.946	1'51.059	**271.3**	16:28'41.421
8	7.002	20.055	38.771	36.768	5'27.539	7'10.135 P	256.8	16:35'51.556
9	7.321	16.869	37.480	32.444	23.922	1'58.036 P	172.2	16:37'49.592
10	6.974	**15.951**	34.689	29.661	23.893	1'51.168	270.0	16:39'40.760
11	6.972	16.003	**34.406**	29.843	**23.810**	**1'51.034**	267.9	16:41'31.794

20° 21 A. ANDREOZZI (1'51.544)

Lap	Seg. 1	Seg. 2	Seg. 3	Seg. 4	Seg. 5	Lap Time	km/h	Local Time
								16:05'36.098
1	9.304	19.322	37.380	30.813	24.889	2'01.708 P	133.4	16:07'37.806
2	7.065	16.575	35.112	30.389	24.267	1'53.408	262.6	16:09'31.214
3	7.010	16.482	35.054	30.395	24.214	1'53.155	263.2	16:11'24.369
4	7.121	16.503	35.032	39.271	8'03.197	9'41.124 P	261.3	16:21'05.493
5	8.191	26.465	37.281	30.937	24.578	2'07.452 P	123.2	16:23'12.945
6	7.165	16.226	35.209	30.262	24.279	1'53.141	260.0	16:25'06.086
7	7.242	16.572	34.993	30.858	11'53.072	13'22.737 P	251.9	16:38'28.823
8	8.573	18.237	36.159	30.414	24.817	1'58.200 P	133.4	16:40'27.023
9	7.101	16.407	34.989	30.083	24.356	1'52.936	261.9	16:42'19.959
10	**6.927**	**16.152**	34.600	**29.965**	**23.900**	**1'51.544**	**267.2**	16:44'11.503

21° 11 J. GUARNONI (1'51.572)

Lap	Seg. 1	Seg. 2	Seg. 3	Seg. 4	Seg. 5	Lap Time	km/h	Local Time
								16:05'04.802
1	6.584	18.714	36.519	30.595	24.203	1'56.615 P	182.9	16:07'01.417
2	7.108	16.532	34.982	30.013	23.782	1'52.417	**261.3**	16:08'53.834
3	7.188	16.712	34.875	**29.809**	24.068	1'52.652	238.3	16:10'46.486
4	**7.002**	16.622	34.864	29.851	24.305	1'52.644	253.1	16:12'39.130
5	9.824	20.235	39.779	34.984	13'15.961	15'00.783 P	144.0	16:27'39.913
6	9.300	20.206	36.862	31.413	24.401	2'02.182 P	94.5	16:29'42.095
7	7.123	16.536	35.055	30.017	23.909	1'52.640	254.3	16:31'34.735
8	7.052	16.317	34.703	37.852	28.704	2'04.628 C	258.1	16:33'39.363
9	9.452	20.555	38.465	31.729	25.206	2'05.407	154.8	16:35'44.770
10	7.077	16.353	34.719	30.031	23.801	1'51.981	256.8	16:37'36.751
11	7.037	**16.198**	**34.647**	30.015	**23.675**	**1'51.572**	256.8	16:39'28.323

22° 32 S. MORAIS (1'51.707)

Lap	Seg. 1	Seg. 2	Seg. 3	Seg. 4	Seg. 5	Lap Time	km/h	Local Time
								16:05'40.463
1	8.421	19.813	39.391	31.555	25.374	2'04.554 P	145.0	16:07'45.017
2	7.028	16.420	35.437	30.422	24.140	1'53.447	**266.5**	16:09'38.464
3	7.005	17.479	35.304	30.215	24.469	1'54.472	265.2	16:11'32.936
4	6.983	16.306	34.960	40.615	7'09.575	8'48.439 P	265.9	16:20'21.375
5	6.581	17.891	35.784	30.259	24.176	1'54.691 P	182.6	16:22'16.066
6	6.998	16.269	34.912	30.021	24.058	1'52.258	263.9	16:24'08.324
7	7.031	16.695	36.145	35.154	3'57.273	5'32.298 P	262.6	16:29'40.622
8	9.441	18.682	35.755	30.499	23.992	1'58.369 P	142.6	16:31'38.991
9	**6.976**	**16.107**	34.877	29.868	**23.957**	1'51.785	**266.5**	16:33'30.776
10	7.010	16.169	**34.793**	**29.757**	23.978	**1'51.707**	264.5	16:35'22.483
11	7.089	18.531	38.926	31.092	5'58.759	7'34.397 P	246.0	16:42'56.880
12	6.527	17.014	35.825	33.710	40.868	2'13.944 P	186.2	16:45'10.824

P = Pits In/Out - C = Lap-Time Cancelled

PIRELLI
Official Tyre Supplier

TISSOT
SWISS WATCHES SINCE 1853
Official Timekeeper

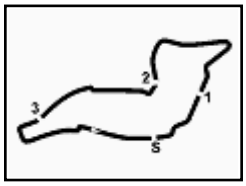

Enzo e Dino Ferrari 4.936 m

Imola, 9-10-11 May 2014

Superbike - Analysis Free Practice 2nd Session

23° 84 M. FABRIZIO (1'52.042)

Lap	Seg. 1	Seg. 2	Seg. 3	Seg. 4	Seg. 5	Lap Time	km/h	Local Time
								16:05'24.378
1	6.160	20.294	38.652	31.204	24.828	2'01.138 P	189.8	16:07'25.516
2	7.039	16.645	35.484	30.193	24.219	1'53.580	254.3	16:09'19.096
3	7.015	16.497	35.488	31.356	28.482	1'58.838	251.3	16:11'17.934
4	7.043	16.467	35.107	36.087	9'04.084	10'38.788 P	256.8	16:21'56.722
5	5.889	18.353	42.125	37.236	24.802	2'08.405 P	199.5	16:24'05.127
6	7.162	**16.181**	**34.871**	**29.812**	**24.016**	**1'52.042**	**264.5**	16:25'57.169
7	**6.977**	16.265	35.198	31.965	6'48.350	8'18.755 P	263.2	16:34'15.924
8	7.453	18.921	43.125	35.219	27.016	2'11.734 P	179.8	16:36'27.658
9	7.054	16.426	35.315	30.821	4'52.045	6'21.661 P	261.3	16:42'49.319
10	6.426	19.605	46.154	39.828	27.541	2'19.554 P	195.5	16:45'08.873

24° 9 F. FORET (1'52.070)

Lap	Seg. 1	Seg. 2	Seg. 3	Seg. 4	Seg. 5	Lap Time	km/h	Local Time
								16:05'53.508
1	7.328	19.583	37.864	31.086	24.706	2'00.567 P	182.6	16:07'54.075
2	7.154	16.579	35.216	30.498	24.184	1'53.631	261.9	16:09'47.706
3	7.079	16.484	35.214	**29.935**	17'14.579	18'43.291 P	263.9	16:28'30.997
4	7.582	20.166	35.968	30.587	24.331	1'58.634 P	172.2	16:30'29.631
5	7.064	**16.291**	**34.522**	30.140	**24.053**	**1'52.070**	263.9	16:32'21.701
6	**7.048**	16.352	35.812	30.326	9'59.773	11'29.311 P	**265.2**	16:43'51.012

25° 10 I. TOTH (1'52.445)

Lap	Seg. 1	Seg. 2	Seg. 3	Seg. 4	Seg. 5	Lap Time	km/h	Local Time
								16:05'34.463
1	7.026	21.138	39.629	32.665	3'25.273	5'05.731 P	173.9	16:10'40.194
2	7.688	23.901	37.568	31.011	7'45.466	9'25.634 P	156.8	16:20'05.828
3	6.817	19.188	36.813	30.866	24.631	1'58.315 P	193.7	16:22'04.143
4	6.853	16.852	36.075	30.632	24.849	1'55.261	261.9	16:23'59.404
5	6.862	16.488	35.525	33.680	25.825	1'58.380	267.9	16:25'57.784
6	**6.740**	16.424	35.294	30.054	**24.252**	1'52.764	265.2	16:27'50.548
7	6.806	16.713	36.895	31.657	7'41.581	9'13.652 P	255.6	16:37'04.200
8	7.174	19.279	38.496	32.526	24.376	2'01.851 P	179.5	16:39'06.051
9	6.828	16.417	35.259	30.099	24.274	1'52.877	**268.6**	16:40'58.928
10	6.788	**16.290**	**35.192**	**29.829**	24.346	**1'52.445**	**268.6**	16:42'51.373

26° 99 G. MAY (1'54.669)

Lap	Seg. 1	Seg. 2	Seg. 3	Seg. 4	Seg. 5	Lap Time	km/h	Local Time
								16:06'05.410
1	7.984	19.662	39.534	31.904	25.466	2'04.550 P	145.6	16:08'09.960
2	7.399	17.204	36.338	30.922	24.735	1'56.598	238.3	16:10'06.558
3	7.191	17.081	36.028	30.913	24.627	1'55.840	251.3	16:12'02.398
4	7.163	17.606	43.911	35.761	7'40.419	9'24.860 P	257.4	16:21'27.258
5	7.871	19.005	37.630	34.123	24.898	2'03.527 P	171.6	16:23'30.785
6	7.130	17.197	**35.541**	30.470	24.690	1'55.028	246.6	16:25'25.813
7	7.077	**16.636**	35.679	30.670	24.607	**1'54.669**	258.1	16:27'20.482
8	7.133	16.828	36.041	30.590	24.702	1'55.294	250.7	16:29'15.776
9	7.164	18.197	39.872	31.736	8'23.709	10'00.678 P	247.8	16:39'16.454
10	9.163	18.443	36.377	30.560	**24.559**	1'59.102 P	159.9	16:41'15.556
11	7.139	16.832	35.723	**30.427**	24.626	1'54.747	248.9	16:43'10.303
12	**7.054**	16.730	35.737	30.546	24.584	1'54.651 C	**261.3**	16:45'04.954

27° 56 P. SEBESTYEN (1'55.102)

Lap	Seg. 1	Seg. 2	Seg. 3	Seg. 4	Seg. 5	Lap Time	km/h	Local Time
								16:05'39.945
1	7.729	20.110	39.418	32.539	25.854	2'05.650 P	176.5	16:07'45.595
2	7.023	17.272	36.594	31.701	24.909	1'57.499	242.6	16:09'43.094
3	7.079	17.393	36.553	31.155	25.041	1'57.221	237.2	16:11'40.315
4	7.133	17.297	40.307	37.378	6'46.728	8'28.843 P	248.9	16:20'09.158
5	6.093	18.921	37.077	31.428	24.532	1'58.051 C	196.2	16:22'07.209
6	10.103	17.415	36.578	31.330	25.020	2'00.446 C	233.0	16:24'07.655
7	**7.003**	17.034	36.217	30.700	24.877	1'55.831	**253.7**	16:26'03.486
8	7.132	17.039	36.112	30.759	24.790	1'55.832	250.1	16:27'59.318
9	7.074	17.213	36.484	31.044	24.769	1'56.584	249.5	16:29'55.902
10	7.033	**16.895**	**35.942**	**30.579**	**24.653**	**1'55.102**	251.9	16:31'51.004
11	7.052	18.459	38.551	31.230	8'46.014	10'21.306 P	246.0	16:42'12.310
12	8.091	20.407	42.583	31.193	25.084	2'07.358 P	171.9	16:44'19.668

28° 20 A. YATES (1'56.225)

Lap	Seg. 1	Seg. 2	Seg. 3	Seg. 4	Seg. 5	Lap Time	km/h	Local Time
								16:05'17.576
1	9.187	20.088	39.975	32.746	26.521	2'08.517 P	134.3	16:07'26.093
2	7.284	17.605	36.779	31.386	24.555	1'57.609	230.0	16:09'23.702
3	7.310	17.551	36.913	31.401	24.374	1'57.549	232.0	16:11'21.251
4	7.250	17.162	36.496	35.181	7'54.188	9'30.277 P	240.4	16:20'51.528
5	7.388	19.260	37.648	31.915	24.516	2'00.727 P	142.8	16:22'52.255
6	7.292	17.135	**36.367**	31.248	24.397	1'56.439	240.4	16:24'48.694
7	**7.211**	**16.978**	36.573	**31.084**	24.379	**1'56.225**	**247.2**	16:26'44.919
8	7.459	17.400	39.834	32.464	10'24.025	12'01.182 P	241.5	16:38'46.101
9	8.159	18.343	38.282	31.306	**24.246**	2'00.336 P	169.4	16:40'46.437
10	7.272	17.003	36.963	30.994	28.072	2'00.304 C	241.0	16:42'46.741

P = Pits In/Out - C = Lap-Time Cancelled

PIRELLI
Official Tyre Supplier

TISSOT
SWISS WATCHES SINCE 1853
Official Timekeeper