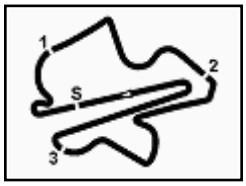

Sepang 5.548 m

Sepang, 6-7-8 June 2014
Superbike - Analysis Free Practice 2nd Session

1° 50 S. GUINTOLI (2'05.096)

Lap	Seg. 1	Seg. 2	Seg. 3	Seg. 4	Seg. 5	Lap Time	km/h	Local Time
			32.979	41.185	32.318			15:33'03.437
1	4.568	19.963	31.055	39.512	39.450	2'14.548 P	295.4	15:35'17.985
2			35.743	43.551	31.696	5'52.104 P		15:41'10.089
3	4.600	19.697	30.901	39.586	31.691	2'06.475	302.0	15:43'16.564
4	4.585	19.792	31.240	39.437	31.782	2'06.836	302.9	15:45'23.400
5	4.569	19.770	31.266	39.643	31.796	2'07.044	303.7	15:47'30.444
6	4.579	19.994	31.301	39.215	31.510	2'06.599	302.0	15:49'37.043
7	4.563	19.770	31.196	39.311	31.773	2'06.613	303.7	15:51'43.656
8	4.598	21.311	10'53.474	40.039	31.440	12'30.862	286.8	16:04'14.518
9	4.570	**19.483**	30.942	**38.835**	31.266	**2'05.096**	**304.6**	16:06'19.614
10	4.564	19.494	**30.894**	38.947	31.269	2'05.168	303.7	16:08'24.782
11	**4.557**	19.666	30.901	39.123	31.294	2'05.541	303.7	16:10'30.323
12	4.565	25.658	39.762	43.958	33.946	2'27.889	289.8	16:12'58.212
13	4.572	19.609	31.006	38.955	**31.184**	2'05.326	303.7	16:15'03.538

2° 34 D. GIUGLIANO (2'05.278)

Lap	Seg. 1	Seg. 2	Seg. 3	Seg. 4	Seg. 5	Lap Time	km/h	Local Time
			43.448	42.043	32.900			15:33'05.179
1	**4.658**	20.241	31.522	39.389	31.923	2'07.733	286.8	15:35'12.912
2	4.667	19.934	31.584	39.812	31.822	2'07.819	295.4	15:37'20.731
3	4.667	24.601	11'30.814	41.264	31.952	13'13.298	295.4	15:50'34.029
4	4.684	19.761	30.949	38.899	31.608	2'05.901	293.8	15:52'39.930
5	4.688	19.738	31.255	39.688	31.611	2'06.980	293.0	15:54'46.910
6	4.762	19.795	31.051	39.376	31.764	2'06.748	291.4	15:56'53.658
7	4.677	27.949	44.319	48.597	45.246	2'50.788 P	295.4	15:59'44.446
8			47.084	54.417	37.146	12'10.914 P		16:11'55.360
9	4.663	19.703	**30.790**	**38.862**	**31.260**	**2'05.278**	295.4	16:14'00.638
10	4.661	**19.534**	30.970	38.992	31.435	2'05.592	**296.2**	16:16'06.230

3° 1 T. SYKES (2'05.283)

Lap	Seg. 1	Seg. 2	Seg. 3	Seg. 4	Seg. 5	Lap Time	km/h	Local Time
			33.338	40.173	32.756			15:34'28.444
1	4.606	19.475	31.055	39.243	**31.125**	2'05.504	298.7	15:36'33.948
2	4.596	19.566	**30.730**	**39.050**	31.341	**2'05.283**	299.5	15:38'39.231
3	4.605	**19.378**	30.964	39.204	31.368	2'05.519	299.5	15:40'44.750
4	4.604	19.638	30.861	39.454	31.340	2'05.897	299.5	15:42'50.647
5	4.587	19.704	30.996	39.450	31.307	2'06.044	299.5	15:44'56.691
6	4.588	21.155	10'11.873	40.619	31.960	11'50.195	293.0	15:56'46.886
7	4.617	19.574	31.041	39.389	31.291	2'05.912	298.7	15:58'52.798
8	4.602	19.661	31.202	39.281	31.169	2'05.915	299.5	16:00'58.713
9	4.591	19.768	31.153	49.532	34.441	2'19.485	299.5	16:03'18.198
10	4.580	19.758	31.158	39.198	31.171	2'05.865	**301.2**	16:05'24.063
11	**4.576**	21.452	5'58.958	48.029	40.352	7'53.367	297.8	16:13'17.430
12	4.578	19.862	31.586	42.905	33.312	2'12.243	300.3	16:15'29.673

4° 24 T. ELIAS (2'05.340)

Lap	Seg. 1	Seg. 2	Seg. 3	Seg. 4	Seg. 5	Lap Time	km/h	Local Time
			33.974	40.862	31.730			15:33'37.250
1	4.576	20.177	31.594	40.001	31.621	2'07.969	299.5	15:35'45.219
2	**4.550**	20.147	31.359	39.366	31.699	2'07.121	299.5	15:37'52.340
3	4.579	23.135	9'52.575	40.257	32.450	11'32.996	297.8	15:49'25.336
4	4.573	20.410	31.388	39.199	31.561	2'07.131	**302.9**	15:51'32.467
5	4.578	20.094	31.338	39.197	31.654	2'06.861	302.0	15:53'39.328
6	4.567	19.936	31.261	39.147	31.398	2'06.309	300.3	15:55'45.637
7	4.564	20.918	12'24.382	40.660	32.746	14'03.270	294.6	16:09'48.907
8	4.579	19.825	30.971	**38.789**	31.176	**2'05.340**	302.0	16:11'54.247
9	4.559	22.351	32.064	39.413	31.197	2'09.584	302.0	16:14'03.831
10	4.564	**19.756**	**30.941**	38.971	**31.136**	2'05.368	299.5	16:16'09.199

5° 58 E. LAVERTY (2'05.356)

Lap	Seg. 1	Seg. 2	Seg. 3	Seg. 4	Seg. 5	Lap Time	km/h	Local Time
			35.951	42.259	35.199			15:33'58.389
1	4.675	20.313	31.678	39.802	31.989	2'08.457	294.6	15:36'06.846
2	4.663	19.973	31.315	39.547	31.905	2'07.403	296.2	15:38'14.249
3	4.643	19.927	31.250	39.314	31.993	2'07.127	296.2	15:40'21.376
4	4.655	19.865	8'33.011	40.774	32.303	10'10.608	296.2	15:50'31.984
5	4.690	19.987	31.161	39.229	31.797	2'06.864	294.6	15:52'38.848
6	4.634	19.904	31.141	39.239	32.066	2'06.984	297.8	15:54'45.832
7	4.654	19.725	31.154	39.595	31.605	2'06.733	297.0	15:56'52.565
8	4.619	21.917	7'21.178	41.260	31.962	9'00.936	297.8	16:05'53.501
9	4.675	19.790	31.100	**38.895**	31.542	2'06.002	295.4	16:07'59.503
10	4.620	**19.549**	**30.744**	38.991	31.452	**2'05.356**	**298.7**	16:10'04.859
11	4.646	19.665	30.832	39.097	**31.400**	2'05.640	297.8	16:12'10.499
12	**4.594**	19.760	31.132	39.053	31.898	2'06.437	**298.7**	16:14'16.936
13	4.642	20.031	31.102	39.272	31.416	2'06.463	297.8	16:16'23.399

6° 7 C. DAVIES (2'05.448)

Lap	Seg. 1	Seg. 2	Seg. 3	Seg. 4	Seg. 5	Lap Time	km/h	Local Time
			33.112	40.887	32.370			15:34'17.907
1	4.718	19.899	31.382	39.634	31.806	2'07.439	291.4	15:36'25.346
2	4.689	20.074	31.426	39.653	31.796	2'07.638	293.8	15:38'32.984
3	4.721	20.082	31.571	39.671	31.912	2'07.957	293.0	15:40'40.941
4	4.701	19.954	31.626	40.008	43.165	2'19.454 P	294.6	15:43'00.395
5			33.483	41.694	32.690	13'15.063 P		15:56'15.458
6	4.676	**19.712**	**30.850**	**38.943**	**31.267**	**2'05.448**	294.6	15:58'20.906
7	4.677	19.721	31.051	38.962	31.475	2'05.886	295.4	16:00'26.792
8	4.683	19.837	31.197	39.467	31.430	2'06.614	294.6	16:02'33.406
9	4.667	19.894	31.359	39.223	31.442	2'06.585	295.4	16:04'39.991
10	4.692	19.911	31.160	39.722	31.534	2'07.019	294.6	16:06'47.010
11	4.700	24.015	32.926	40.366	39.814	2'21.821 P	293.8	16:09'08.831
12			31.966	43.844	31.935	4'31.273 P		16:13'40.104
13	**4.655**	19.843	31.437	39.726	31.565	2'07.226	**297.0**	16:15'47.330

7° 33 M. MELANDRI (2'05.671)

Lap	Seg. 1	Seg. 2	Seg. 3	Seg. 4	Seg. 5	Lap Time	km/h	Local Time
			34.558	42.954	32.566			15:33'04.466
1	4.572	20.792	31.477	39.180	32.522	2'08.543	275.1	15:35'13.009
2	4.889	20.112	31.356	39.173	31.418	2'06.948	290.6	15:37'19.957
3	4.507	19.879	**30.982**	**38.937**	31.366	**2'05.671**	302.9	15:39'25.628
4	4.539	19.884	31.063	39.346	31.640	2'06.472	303.7	15:41'32.100
5	4.573	20.326	10'09.604	39.987	31.658	11'46.148	288.3	15:53'18.248
6	4.541	19.966	31.167	39.355	31.456	2'06.485	304.6	15:55'24.733
7	4.518	19.891	31.100	39.118	31.372	2'05.999	304.6	15:57'30.732
8	4.530	19.894	31.189	39.131	31.486	2'06.230	304.6	15:59'36.962
9	4.517	22.455	8'10.273	40.411	31.471	9'49.127	**305.4**	16:09'26.089
10	4.530	19.853	31.159	39.076	**31.238**	2'05.856	303.7	16:11'31.945
11	4.512	**19.771**	31.158	39.111	31.255	2'05.807	304.6	16:13'37.752
12	**4.504**	23.043	31.420	39.299	32.097	2'10.363	304.6	16:15'48.115

8° 65 J. REA (2'05.752)

Lap	Seg. 1	Seg. 2	Seg. 3	Seg. 4	Seg. 5	Lap Time	km/h	Local Time
			32.560	40.424	32.115			15:32'27.921
1	**4.709**	20.241	31.358	39.494	31.812	2'07.614	291.4	15:34'35.535
2	4.775	22.139	7'38.807	39.571	32.110	9'17.402	289.1	15:43'52.937
3	4.724	20.111	31.207	39.420	32.015	2'07.477	**293.0**	15:46'00.414
4	4.729	20.204	31.309	39.153	31.734	2'07.129	292.2	15:48'07.543
5	4.716	19.958	31.223	39.275	**31.544**	2'06.716	**293.0**	15:50'14.259
6	4.712	20.738	11'15.907	40.692	31.934	12'53.983	**293.0**	16:03'08.242
7	4.735	20.070	31.331	39.369	31.598	2'07.103	291.4	16:05'15.345
8	4.724	19.929	31.266	39.402	31.791	2'07.112	292.2	16:07'22.457
9	4.725	19.760	4'32.586	39.238	31.784	6'08.093	291.4	16:13'30.550
10	4.727	**19.664**	**30.858**	**38.956**	31.547	**2'05.752**	291.4	16:15'36.302

9° 76 L. BAZ (2'05.950)

Lap	Seg. 1	Seg. 2	Seg. 3	Seg. 4	Seg. 5	Lap Time	km/h	Local Time
			32.789	40.330	32.721			15:32'27.087
1	4.682	20.249	31.470	41.096	32.050	2'09.547	294.6	15:34'36.634
2	4.656	20.125	31.277	39.494	32.167	2'07.719	293.0	15:36'44.353
3	4.687	20.234	31.366	39.434	32.059	2'07.780	293.0	15:38'52.133
4	4.700	22.447	8'11.228	39.828	31.713	9'49.916	286.0	15:48'42.049
5	4.695	19.751	31.046	39.034	31.694	2'06.220	294.6	15:50'48.269
6	4.687	19.741	**30.878**	39.243	31.966	2'06.515	294.6	15:52'54.784
7	4.693	**19.660**	30.970	38.980	31.647	**2'05.950**	294.6	15:55'00.734
8	4.682	19.831	31.056	39.255	31.642	2'06.466	295.4	15:57'07.200
9	4.701	25.651	12'40.166	43.316	31.633	14'25.467	291.4	16:11'32.667
10	4.647	19.947	30.959	**38.932**	**31.625**	2'06.110	**297.0**	16:13'38.777
11	**4.635**	19.790	31.004	39.045	31.695	2'06.169	**297.0**	16:15'44.946

10° 22 A. LOWES (2'06.089)

Lap	Seg. 1	Seg. 2	Seg. 3	Seg. 4	Seg. 5	Lap Time	km/h	Local Time
								15:32'44.547
1	4.697	20.366	32.068	39.876	31.993	2'09.000	293.0	15:34'53.547
2	4.668	20.041	31.599	39.825	31.842	2'07.975	295.4	15:37'01.522
3	**4.666**	20.248	31.445	39.604	32.184	2'08.147	**296.2**	15:39'09.669
4	4.671	20.373	6'08.085	42.068	32.069	7'47.266	295.4	15:46'56.935
5	4.691	20.005	31.286	39.086	31.551	2'06.619	294.6	15:49'03.554
6	4.667			**38.973**	31.463	**2'06.089**	**296.2**	15:51'09.643
7	4.698	26.773	10'19.543	40.777	31.971	12'03.762	287.5	16:03'13.405
8	4.699	19.912	31.176	39.130	31.515	2'06.432	294.6	16:05'19.837
9	**4.666**	20.013	**31.121**	39.422	**31.390**	2'06.612	**296.2**	16:07'26.449
10	4.667	**19.787**	4'11.039	39.934	31.945	5'47.372	294.6	16:13'13.821
11	4.701	19.825	31.172	39.100	31.504	2'06.302	294.6	16:15'20.123

11° 91 L. HASLAM (2'06.607)

Lap	Seg. 1	Seg. 2	Seg. 3	Seg. 4	Seg. 5	Lap Time	km/h	Local Time
			34.254	41.022	32.265			15:32'28.540
1	**4.673**	20.285	31.485	39.295	31.722	2'07.460	288.3	15:34'36.000
2	4.681	21.345	31.505	39.561	32.008	2'09.100	290.6	15:36'45.100
3	4.675	20.197	31.240	39.344	32.224	2'07.680	292.2	15:38'52.780
4	4.732	20.320	37.631	43.813	32.397	2'18.893	290.6	15:41'11.673
5	4.693	20.301	8'32.593	41.388	32.473	10'11.448	**294.6**	15:51'23.121
6	4.696	20.351	31.407	39.413	31.993	2'07.860	**294.6**	15:53'30.981
7	4.713	20.189	31.354	39.739	31.878	2'07.873	293.0	15:55'38.854
8	4.719	20.334	9'32.863	39.727	31.843	11'09.486	291.4	16:06'48.340

P = Pits In/Out - C = Lap-Time Cancelled

PIRELLI
Official Tyre Supplier
TISSOT
SWISS WATCHES SINCE 1853
Official Timekeeper

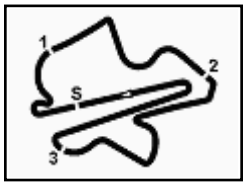

Sepang 5.548 m

Sepang, 6-7-8 June 2014
Superbike - Analysis Free Practice 2nd Session

9	4.721	21.232	4'18.431	40.088	32.131	5'56.603	293.0	16:12'44.943
10	4.699	20.139	31.284	39.212	31.928	2'07.262	293.0	16:14'52.205
11	4.730	**19.928**	**31.204**	**39.148**	**31.597**	**2'06.607**	292.2	16:16'58.812

12° 19 L. CAMIER (2'06.898)

Lap	Seg. 1	Seg. 2	Seg. 3	Seg. 4	Seg. 5	Lap Time	km/h	Local Time
			34.477	42.701	33.500			15:33'15.176
1	4.866	21.307	32.656	40.529	32.971	2'12.329	274.4	15:35'27.505
2	4.854	20.979	31.999	39.902	32.743	2'10.477	277.9	15:37'37.982
3	4.862	22.302	33.647	39.922	32.689	2'13.422	282.3	15:39'51.404
4	4.850	21.434	6'32.037	40.147	32.642	8'11.110	275.1	15:48'02.514
5	4.856	20.048	31.419	39.689	32.282	2'08.294	284.5	15:50'10.808
6	4.856	20.213	31.551	39.633	32.251	2'08.504	283.7	15:52'19.312
7	4.852	21.928	7'30.527	40.557	32.899	9'10.763	282.3	16:01'30.075
8	4.848	20.177	31.448	39.586	32.232	2'08.291	284.5	16:03'38.366
9	4.840	20.197	31.338	39.698	32.262	2'08.335	285.2	16:05'46.701
10	4.834	21.446	4'55.992	40.538	32.588	6'35.398	**286.0**	16:12'22.099
11	**4.832**	**19.788**	**31.129**	**39.105**	**32.044**	**2'06.898**	**286.0**	16:14'28.997
12	4.834	20.181	31.318	39.371	32.063	2'07.767	**286.0**	16:16'36.764

13° 44 D. SALOM (2'06.967)

Lap	Seg. 1	Seg. 2	Seg. 3	Seg. 4	Seg. 5	Lap Time	km/h	Local Time
			36.004	44.560	33.671			15:32'59.668
1	4.843	20.339	31.729	40.614	33.202	2'10.727	280.8	15:35'10.395
2	4.856	20.225	31.254	39.564	32.309	2'08.208	282.3	15:37'18.603
3	4.847	20.060	31.187	39.337	32.138	2'07.569	**284.5**	15:39'26.172
4	**4.807**	20.306	31.729	39.674	32.696	2'09.212	280.8	15:41'35.384
5	4.808	20.487	18'38.852	40.451	32.446	20'17.044	280.1	16:01'52.428
6	4.865	20.238	31.430	39.720	32.421	2'08.674	282.3	16:04'01.102
7	4.875	20.000	31.455	39.536	32.353	2'08.219	282.3	16:06'09.321
8	4.885	20.236	4'12.851	39.995	32.248	5'50.215	280.1	16:11'59.536
9	4.859	19.931	31.246	39.418	31.982	2'07.436	283.7	16:14'06.972
10	4.843	**19.808**	**31.118**	**39.257**	**31.941**	**2'06.967**	**284.5**	16:16'13.939

14° 71 C. CORTI (2'06.978)

Lap	Seg. 1	Seg. 2	Seg. 3	Seg. 4	Seg. 5	Lap Time	km/h	Local Time
			34.103	42.978	32.602			15:33'24.002
1	4.864	20.265	31.428	39.852	32.525	2'08.934	284.5	15:35'32.936
2	4.845	20.288	31.401	39.748	32.590	2'08.872	286.0	15:37'41.808
3	4.874	20.102	31.162	39.666	32.446	2'08.250	284.5	15:39'50.058
4	4.853	20.078	31.453	39.959	32.634	2'08.977	285.2	15:41'59.035
5	4.849	24.787	13'36.961	40.952	32.298	15'19.847	270.2	15:57'18.882
6	**4.750**	20.277	31.299	40.016	32.221	2'08.563	**291.4**	15:59'27.445
7	4.833	19.994	31.472	39.678	32.271	2'08.248	285.2	16:01'35.693
8	4.858	25.072	7'07.885	42.910	34.424	8'55.149	273.7	16:10'30.842
9	4.784	20.227	**30.942**	39.491	**32.032**	2'07.476	288.3	16:12'38.318
10	4.828	20.005	34.680	42.977	32.230	2'14.720	286.8	16:14'53.038
11	4.841	**19.863**	30.966	**39.265**	32.043	**2'06.978**	286.0	16:17'00.016

15° 2 C. IDDON (2'06.981)

Lap	Seg. 1	Seg. 2	Seg. 3	Seg. 4	Seg. 5	Lap Time	km/h	Local Time
			34.514	41.236	32.729			15:32'29.716
1	4.859	21.033	31.941	39.984	32.271	2'10.088	269.6	15:34'39.804
2	4.833	20.372	31.584	39.688	32.224	2'08.701	280.1	15:36'48.505
3	4.851	20.059	31.500	39.633	32.170	2'08.213	283.0	15:38'56.718
4	4.859	21.006	32.069	44.151	38.669	2'20.754 P	283.0	15:41'17.472
5			32.619	40.091	34.476	11'21.874 P		15:52'39.346
6	**4.804**	20.001	31.353	39.534	32.172	2'07.864	**286.0**	15:54'47.210
7	4.828	19.914	32.531	39.541	32.206	2'09.020	283.7	15:56'56.230
8	4.837	19.953	31.423	39.827	32.267	2'08.307	285.2	15:59'04.537
9	4.873	19.978	31.384	39.966	32.109	2'08.310	280.8	16:01'12.847
10	4.895	21.813	32.700	40.605	39.055	2'19.068 P	279.3	16:03'31.915
11			32.359	40.842	32.085	5'55.492 P		16:09'27.407
12	4.871	**19.681**	**31.086**	**39.367**	31.976	**2'06.981**	282.3	16:11'34.388
13	4.840	19.903	31.264	39.519	**31.928**	2'07.454	283.0	16:13'41.842
14	4.837	19.981	31.255	40.162	32.166	2'08.401	284.5	16:15'50.243

16° 59 N. CANEPA (2'07.166)

Lap	Seg. 1	Seg. 2	Seg. 3	Seg. 4	Seg. 5	Lap Time	km/h	Local Time
			33.911	46.015	37.741			15:33'05.886
1	4.861	20.585	31.705	40.186	32.346	2'09.683	282.3	15:35'15.569
2	**4.850**	20.278	31.671	39.917	32.617	2'09.333	281.5	15:37'24.902
3	4.870	22.488	35.970	41.259	40.785	2'25.372 P	281.5	15:39'50.274
4			33.340	49.132	39.408	9'14.508 P		15:49'04.782
5	4.865	20.099	31.279	39.392	32.277	2'07.912	281.5	15:51'12.694
6	4.870	24.621	34.644	40.801	33.754	2'18.690	282.3	15:53'31.384
7	4.852	20.035	31.461	39.629	32.185	2'08.162	**283.0**	15:55'39.546
8	4.867	22.330	10'00.099	42.246	34.018	11'43.560	277.9	16:07'23.106
9	4.871	**19.847**	31.288	**39.203**	**31.957**	**2'07.166**	**283.0**	16:09'30.272
10	4.869	19.882	**31.120**	39.777	32.363	2'08.011	281.5	16:11'38.283
11	4.895	23.778	38.780	45.082	33.699	2'26.234	275.1	16:14'04.517

17° 32 S. MORAIS (2'07.262)

Lap	Seg. 1	Seg. 2	Seg. 3	Seg. 4	Seg. 5	Lap Time	km/h	Local Time
			37.434	49.414	33.991			15:32'35.827
1	4.890	20.574	32.290	40.555	32.471	2'10.780	275.1	15:34'46.607
2	4.855	20.500	31.761	39.857	32.238	2'09.211	271.6	15:36'55.818
3	4.855	22.508	40.995	50.205	48.972	2'47.535 P	268.9	15:39'43.353
4			42.854	47.630	35.674	11'30.786 P		15:51'14.139
5	4.852	20.274	31.877	40.689	41.205	2'18.897	278.6	15:53'33.036
6	**4.845**	20.279	31.639	39.823	32.109	2'08.695	275.8	15:55'41.731
7	4.854	22.961	36.079	45.088	44.420	2'33.402 P	276.5	15:58'15.133
8			42.492	45.375	32.284	7'32.646 P		16:05'47.779
9	4.852	**19.922**	**31.344**	**39.122**	**32.022**	**2'07.262**	**280.1**	16:07'55.041

18° 86 A. BADOVINI (2'07.582)

Lap	Seg. 1	Seg. 2	Seg. 3	Seg. 4	Seg. 5	Lap Time	km/h	Local Time
			32.904	40.760	32.485			15:32'31.048
1	4.853	20.541	31.921	39.790	32.276	2'09.381	278.6	15:34'40.429
2	4.838	20.239	31.830	39.960	31.915	2'08.782	281.5	15:36'49.211
3	**4.834**	20.192	31.724	39.867	41.277	2'17.894 P	283.0	15:39'07.105
4			33.062	41.014	32.438	12'43.341 P		15:51'50.446
5	4.884	20.392	31.876	39.793	32.205	2'09.150	282.3	15:53'59.596
6	4.867	20.221	31.611	39.968	32.081	2'08.748	283.0	15:56'08.344
7	4.837	22.516	8'35.009	41.041	32.434	10'15.837	283.0	16:06'24.181
8	4.887	20.131	**31.301**	**39.329**	31.934	**2'07.582**	282.3	16:08'31.763
9	4.868	20.152	31.332	39.475	**31.805**	2'07.632	283.7	16:10'39.395
10	4.862	23.427	39.826	50.419	40.554	2'39.088	283.0	16:13'18.483
11	4.844	**20.093**	31.562	39.771	31.976	2'08.246	**285.2**	16:15'26.729

19° 11 J. GUARNONI (2'08.172)

Lap	Seg. 1	Seg. 2	Seg. 3	Seg. 4	Seg. 5	Lap Time	km/h	Local Time
			34.248	41.408	32.783			15:32'28.958
1	4.864	20.673	31.847	40.247	32.550	2'10.181	278.6	15:34'39.139
2	4.899	20.196	31.600	42.458	32.935	2'12.088	277.9	15:36'51.227
3	4.886	20.365	31.633	40.131	32.339	2'09.354	277.9	15:39'00.581
4	4.900	20.333	31.494	39.987	32.426	2'09.140	277.2	15:41'09.721
5	4.907	24.169	14'24.662	44.245	32.602	16'10.585	277.9	15:57'20.306
6	4.891	20.402	31.571	39.842	32.190	2'08.896	280.8	15:59'29.202
7	**4.844**	25.474	6'06.368	46.916	34.801	7'58.403	**281.5**	16:07'27.605
8	4.876	20.295	31.474	39.671	32.273	2'08.589	280.1	16:09'36.194
9	4.883	**20.185**	**31.200**	39.696	32.208	**2'08.172**	280.1	16:11'44.366
10	4.877	20.239	31.328	**39.636**	**32.179**	2'08.259	280.8	16:13'52.625
11	4.895	24.749	40.929	40.363	32.532	2'23.468	278.6	16:16'16.093

20° 10 I. TOTH (2'08.347)

Lap	Seg. 1	Seg. 2	Seg. 3	Seg. 4	Seg. 5	Lap Time	km/h	Local Time
			33.981	42.001	33.063			15:33'15.281
1	4.623	21.824	32.554	40.708	32.718	2'12.427	297.0	15:35'27.708
2	4.694	21.423	32.207	40.321	32.191	2'10.836	277.9	15:37'38.544
3	4.620	20.989	32.042	40.045	32.313	2'10.009	280.1	15:39'48.553
4	4.626	20.784	31.839	40.218	32.505	2'09.972	289.1	15:41'58.525
5	4.626	23.925	34.892	43.671	39.865	2'26.979 P	286.8	15:44'25.504
6			35.416	42.847	47.015	11'43.407 P		15:56'08.911
7	4.666	21.517	32.313	42.840	32.326	2'13.662	280.1	15:58'22.573
8	4.620	20.888	31.823	39.903	32.009	2'09.243	289.1	16:00'31.816
9	4.595	20.723	31.710	39.849	32.005	2'08.882	**297.8**	16:02'40.698
10	4.617	22.807	33.113	41.899	39.693	2'22.129 P	288.3	16:05'02.827
11			36.477	43.491	32.770	5'51.897 P		16:10'54.724
12	4.681	20.977	31.651	39.783	31.935	2'09.027	286.0	16:13'03.751
13	**4.584**	**20.559**	**31.625**	**39.768**	**31.811**	**2'08.347**	296.2	16:15'12.098

21° 21 A. ANDREOZZI (2'08.389)

Lap	Seg. 1	Seg. 2	Seg. 3	Seg. 4	Seg. 5	Lap Time	km/h	Local Time
			32.747	40.667	32.739			15:35'35.883
1	4.886	20.806	31.547	40.941	32.550	2'10.730	278.6	15:37'46.613
2	4.859	20.537	31.477	40.194	32.459	2'09.526	**283.0**	15:39'56.139
3	4.861	20.392	31.350	40.409	32.373	2'09.385	**283.0**	15:42'05.524
4	**4.855**	20.391	31.344	40.082	32.458	2'09.130	**283.0**	15:44'14.654
5	4.876	23.712	11'38.418	40.076	**32.061**	13'19.143	282.3	15:57'33.797
6	4.881	20.342	**31.098**	39.867	32.201	**2'08.389**	282.3	15:59'42.186
7	4.870	**20.332**	31.417	**39.617**	32.390	2'08.626	**283.0**	16:01'50.812
8	4.859	24.402	6'50.212	41.090	32.680	8'33.243	**283.0**	16:10'24.055
9	4.872	20.481	31.353	40.434	32.161	2'09.301	281.5	16:12'33.356
10	4.864	21.531	34.183	40.016	32.628	2'13.222	282.3	16:14'46.578
11	4.900	20.506	31.309	40.143	32.306	2'09.164	282.3	16:16'55.742

22° 9 F. FORET (2'08.585)

Lap	Seg. 1	Seg. 2	Seg. 3	Seg. 4	Seg. 5	Lap Time	km/h	Local Time
			32.798	41.316	33.082			15:33'34.075
1	4.941	20.585	31.649	40.168	**32.439**	2'09.782	277.2	15:35'43.857
2	4.905	20.563	32.486	39.914	32.717	2'10.585	279.3	15:37'54.442
3	4.914	20.545	31.482	39.811	32.614	2'09.366	278.6	15:40'03.808
4	4.922	21.614	32.251	41.470	42.385	2'22.642 P	277.9	15:42'26.450

P = Pits In/Out - C = Lap-Time Cancelled

PIRELLI
Official Tyre Supplier
TISSOT
SWISS WATCHES SINCE 1853
Official Timekeeper

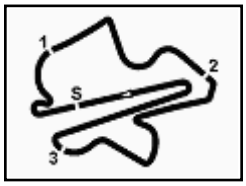

Sepang 5.548 m

Sepang, 6-7-8 June 2014
Superbike - Analysis Free Practice 2nd Session

5			33.697	40.474	32.494	10'30.144 P		15:52'56.594
6	4.960	**20.142**	**31.276**	**39.640**	32.567	**2'08.585**	277.2	15:55'05.179
7	4.930	20.208	31.606	39.746	32.542	2'09.032	277.9	15:57'14.211
8	4.935	23.007	35.295	40.303	32.582	2'16.122	277.9	15:59'30.333
9	**4.894**	20.282	31.491	40.943	41.106	2'18.716 P	**280.8**	16:01'49.049
10			32.521	40.993	32.765	10'16.092 P		16:12'05.141
11	4.962	20.476	31.497	39.971	32.638	2'09.544	276.5	16:14'14.685
12	4.916	20.234	31.571	41.122	32.683	2'10.526	279.3	16:16'25.211

23° 98 R. LANUSSE (2'08.950)

Lap	Seg. 1	Seg. 2	Seg. 3	Seg. 4	Seg. 5	Lap Time	km/h	Local Time
			39.696	50.164	37.593			15:35'04.812
1	4.979	20.814	31.974	40.368	32.912	2'11.047	273.7	15:37'15.859
2	4.971	20.482	31.676	39.922	32.757	2'09.808	277.2	15:39'25.667
3	4.959	20.432	31.507	39.924	32.623	2'09.445	278.6	15:41'35.112
4	4.942	20.375	31.656	40.007	32.768	2'09.748	278.6	15:43'44.860
5	4.976	22.928	10'24.572	42.601	40.279	12'15.356	277.2	15:56'00.216
6	4.999	20.552	31.872	40.077	32.767	2'10.267	275.1	15:58'10.483
7	4.976	20.210	31.846	39.871	32.652	2'09.555	277.9	16:00'20.038
8	4.969	**20.134**	31.773	39.939	32.622	2'09.437	277.2	16:02'29.475
9	4.974	24.783	6'12.581	40.535	32.797	7'55.670	267.5	16:10'25.145
10	4.975	20.359	31.481	39.812	**32.323**	**2'08.950**	276.5	16:12'34.095
11	**4.930**	20.400	31.578	39.762	32.604	2'09.274	**279.3**	16:14'43.369
12	4.969	20.359	**31.477**	**39.706**	32.447	2'08.958	277.2	16:16'52.327

24° 67 B. STARING (2'09.837)

Lap	Seg. 1	Seg. 2	Seg. 3	Seg. 4	Seg. 5	Lap Time	km/h	Local Time
			37.589	41.966	33.186			15:32'33.507
1	4.971	20.899	31.942	40.279	32.820	2'10.911	272.3	15:34'44.418
2	**4.943**	20.787	31.764	**40.019**	32.709	2'10.222	275.8	15:36'54.640
3	4.961	20.662	31.698	40.048	32.742	2'10.111	271.6	15:39'04.751
4	4.962	20.602	31.862	40.336	32.587	2'10.349	275.1	15:41'15.100
5	4.967	22.782	10'01.992	40.689	32.883	11'43.313	261.7	15:52'58.413
6	4.971	20.666	**31.598**	40.230	32.708	2'10.173	274.4	15:55'08.586
7	4.946	**20.514**	31.820	40.158	32.631	2'10.069	**277.9**	15:57'18.655
8	4.962	20.565	31.717	40.035	32.558	**2'09.837**	277.2	15:59'28.492
9	4.973	22.991	7'29.889	41.168	33.067	9'12.088	275.8	16:08'40.580
10	5.011	20.728	31.743	40.362	**32.522**	2'10.366	273.0	16:10'50.946
11	4.977	20.612	31.975	40.172	32.585	2'10.321	275.8	16:13'01.267
12	4.984	24.095	35.716	43.630	32.876	2'21.301	275.1	16:15'22.568

25° 99 G. MAY (2'10.761)

Lap	Seg. 1	Seg. 2	Seg. 3	Seg. 4	Seg. 5	Lap Time	km/h	Local Time
			35.462	42.463	33.722			15:33'03.417
1	5.007	21.190	33.001	41.177	33.177	2'13.552	266.9	15:35'16.969
2	**4.974**	20.778	32.301	40.512	33.295	2'11.860	269.6	15:37'28.829
3	4.998	20.954	32.606	40.733	33.367	2'12.658	269.6	15:39'41.487
4	5.013	20.756	32.547	40.591	33.325	2'12.232	270.9	15:41'53.719
5	5.029	22.582	33.919	41.981	43.757	2'27.268 P	266.2	15:44'20.987
6			33.315	41.390	33.705	10'14.679 P		15:54'35.666
7	5.036	20.817	32.319	40.792	33.411	2'12.375	272.3	15:56'48.041
8	5.028	20.944	32.146	48.920	44.253	2'31.291 P	268.2	15:59'19.332
9			33.614	41.373	33.504	8'27.792 P		16:07'47.124
10	5.030	20.856	32.028	40.084	33.138	2'11.136	268.9	16:09'58.260
11	5.000	**20.556**	**31.964**	40.175	**33.066**	**2'10.761**	272.3	16:12'09.021
12	4.987	20.659	32.125	**40.073**	33.083	2'10.927	**273.0**	16:14'19.948
13	4.996	22.773	35.494	42.801	45.681	2'31.745 P	**273.0**	16:16'51.693

26° 56 P. SEBESTYEN (2'10.825)

Lap	Seg. 1	Seg. 2	Seg. 3	Seg. 4	Seg. 5	Lap Time	km/h	Local Time
			35.070	42.427	33.296			15:33'18.278
1	4.848	21.368	32.857	41.155	33.223	2'13.451	277.9	15:35'31.729
2	4.821	21.361	32.538	41.055	33.037	2'12.812	283.7	15:37'44.541
3	4.835	21.319	32.680	41.563	33.244	2'13.641	277.9	15:39'58.182
4	4.830	21.176	32.348	41.166	32.959	2'12.479	275.8	15:42'10.661
5	4.830	22.518	37.555	45.874	34.135	2'24.912	279.3	15:44'35.573
6	4.849	20.942	32.059	41.039	32.874	2'11.763	280.8	15:46'47.336
7	4.834	20.953	32.348	40.838	32.794	2'11.767	280.1	15:48'59.103
8	4.824	25.055	11'24.490	47.342	33.648	13'15.359	282.3	16:02'14.462
9	4.863	20.956	32.350	40.887	32.832	2'11.888	283.0	16:04'26.350
10	4.848	20.769	32.427	40.841	32.882	2'11.767	282.3	16:06'38.117
11	4.841	**20.669**	32.483	41.043	32.695	2'11.731	284.5	16:08'49.848
12	4.850	22.495	39.112	48.976	34.387	2'29.820	269.6	16:11'19.668
13	4.839	20.707	32.147	40.755	32.797	2'11.245	284.5	16:13'30.913
14	**4.803**	20.752	**32.056**	**40.707**	**32.507**	**2'10.825**	**286.0**	16:15'41.738

27° 20 A. YATES (2'13.780)

Lap	Seg. 1	Seg. 2	Seg. 3	Seg. 4	Seg. 5	Lap Time	km/h	Local Time
			35.503	42.731	34.017			15:32'59.545
1	5.187	21.100	32.721	40.931	**33.841**	**2'13.780**	242.3	15:35'13.325

P = Pits In/Out - C = Lap-Time Cancelled

PIRELLI
Official Tyre Supplier
TISSOT
SWISS WATCHES SINCE 1853
Official Timekeeper