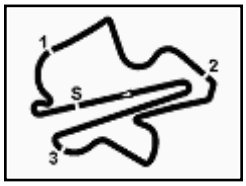

Sepang 5.548 m

Sepang, 6-7-8 June 2014

Superbike - Analysis Free Practice 3rd Session

1° 50 S. GUINTOLI (2'03.921)

Lap	Seg. 1	Seg. 2	Seg. 3	Seg. 4	Seg. 5	Lap Time	km/h	Local Time
			32.735	40.250	31.471			9:48'47.899
1	4.529	19.516	30.574	38.438	**30.933**	2'03.990	304.6	9:50'51.889
2	4.543	**19.449**	**30.335**	38.502	31.092	**2'03.921**	304.6	9:52'55.810
3	4.534	20.828	30.605	38.456	31.097	2'05.520	**306.3**	9:55'01.330
4	4.533	19.591	30.770	38.749	31.197	2'04.840	305.4	9:57'06.170
5	4.529	19.493	30.793	**38.411**	31.356	2'04.582	304.6	9:59'10.752
6	4.573	20.544	23'45.903	41.594	31.642	25'24.256	303.7	10:24'35.008
7	4.532	19.652	30.799	38.731	31.085	2'04.799	**306.3**	10:26'39.807
8	4.530	19.531	30.736	38.936	31.009	2'04.742	**306.3**	10:28'44.549
9	**4.524**	19.569	30.851	38.703	31.010	2'04.657	**306.3**	10:30'49.206

2° 34 D. GIUGLIANO (2'04.332)

Lap	Seg. 1	Seg. 2	Seg. 3	Seg. 4	Seg. 5	Lap Time	km/h	Local Time
			32.129	40.003	31.629			9:47'22.247
1	4.669	19.704	31.788	39.056	31.483	2'06.700	294.6	9:49'28.947
2	4.675	19.396	31.043	39.039	31.344	2'05.497	293.8	9:51'34.444
3	4.656	22.247	5'46.192	39.954	31.282	7'24.331	292.2	9:58'58.775
4	4.667	**19.276**	30.675	38.582	**31.240**	2'04.440	295.4	10:01'03.215
5	4.679	19.454	12'17.345	39.980	31.421	13'52.879	294.6	10:14'56.094
6	4.662	19.487	**30.438**	**38.391**	31.354	**2'04.332**	294.6	10:17'00.426
7	4.659	19.316	30.634	38.744	31.509	2'04.862	**296.2**	10:19'05.288
8	**4.651**	19.680	30.741	39.015	31.325	2'05.412	295.4	10:21'10.700

3° 1 T. SYKES (2'04.592)

Lap	Seg. 1	Seg. 2	Seg. 3	Seg. 4	Seg. 5	Lap Time	km/h	Local Time
			37.584	45.348	34.681			9:50'25.007
1	4.569	19.650	37.536	43.724	31.818	2'17.297	301.2	9:52'42.304
2	4.588	19.517	**30.675**	38.785	31.027	**2'04.592**	300.3	9:54'46.896
3	4.558	**19.405**	30.733	38.873	31.041	2'04.610	301.2	9:56'51.506
4	**4.541**	19.532	35.211	42.888	31.750	2'13.922	**302.9**	9:59'05.428
5	4.572	19.442	31.103	38.931	31.252	2'05.300	301.2	10:01'10.728
6	4.562	19.448	30.880	**38.736**	31.015	2'04.641	302.0	10:03'15.369
7	4.583	22.681	11'49.329	40.157	36.936	13'33.686	292.2	10:16'49.055
8	4.571	19.590	30.947	38.865	31.487	2'05.460	301.2	10:18'54.515
9	4.556	19.617	31.141	39.196	31.386	2'05.896	301.2	10:21'00.411
10	4.615	22.188	6'54.816	39.646	31.463	8'32.728	289.8	10:29'33.139
11	4.596	19.474	31.074	39.172	**30.969**	2'05.285	298.7	10:31'38.424

4° 33 M. MELANDRI (2'04.676)

Lap	Seg. 1	Seg. 2	Seg. 3	Seg. 4	Seg. 5	Lap Time	km/h	Local Time
			33.252	40.579	31.580			9:48'20.787
1	4.495	20.035	31.257	39.349	32.569	2'07.705	304.6	9:50'28.492
2	4.484	19.769	**30.809**	**38.602**	31.012	**2'04.676**	308.1	9:52'33.168
3	4.495	**19.650**	30.830	38.606	52.966	2'26.547 P	307.2	9:54'59.715
4			32.441	42.986	33.509	10'43.244 P		10:05'42.959
5	4.504	19.820	30.982	38.722	31.198	2'05.226	306.3	10:07'48.185
6	4.499	19.737	30.879	38.828	31.123	2'05.066	308.1	10:09'53.251
7	4.488	21.450	9'33.544	39.387	31.387	11'10.256	304.6	10:21'03.507
8	4.498	19.756	30.945	38.808	**30.980**	2'04.987	307.2	10:23'08.494
9	**4.475**	19.686	30.988	38.907	31.061	2'05.117	**308.9**	10:25'13.611
10	4.503	21.149	36.871	53.509	48.571	2'44.603	308.1	10:27'58.214
11	4.497	19.920	31.216	38.776	31.007	2'05.416	306.3	10:30'03.630

5° 24 T. ELIAS (2'04.778)

Lap	Seg. 1	Seg. 2	Seg. 3	Seg. 4	Seg. 5	Lap Time	km/h	Local Time
			33.321	40.396	31.674			9:48'56.652
1	4.592	20.966	31.876	38.991	31.403	2'07.828	297.8	9:51'04.480
2	4.569	19.921	31.008	38.718	31.279	2'05.495	299.5	9:53'09.975
3	4.584	19.853	31.045	38.559	31.295	2'05.336	300.3	9:55'15.311
4	4.560	19.824	31.133	38.828	31.282	2'05.627	302.0	9:57'20.938
5	4.578	19.656	30.964	38.799	31.174	2'05.171	299.5	9:59'26.109
6	4.636	22.890	5'37.234	41.151	32.311	7'18.222	284.5	10:06'44.331
7	4.565	19.881	31.121	38.625	31.253	2'05.445	302.0	10:08'49.776
8	4.567	**19.645**	30.921	38.789	31.167	2'05.089	301.2	10:10'54.865
9	4.575	19.693	30.887	**38.527**	31.096	**2'04.778**	301.2	10:12'59.643
10	4.581	19.767	**30.813**	38.773	**31.093**	2'05.027	299.5	10:15'04.670
11	4.559	25.027	33.042	41.138	31.391	2'15.157	**302.9**	10:17'19.827
12	**4.557**	19.700	30.921	38.803	31.103	2'05.084	302.0	10:19'24.911
13	4.580	19.911	10'49.891	39.229	31.141	12'24.752	301.2	10:31'49.663

6° 76 L. BAZ (2'04.900)

Lap	Seg. 1	Seg. 2	Seg. 3	Seg. 4	Seg. 5	Lap Time	km/h	Local Time
			32.150	39.807	32.072			9:47'17.768
1	4.657	19.652	30.914	38.891	31.490	2'05.604	297.0	9:49'23.372
2	4.654	19.631	30.787	38.577	31.569	2'05.218	295.4	9:51'28.590
3	4.664	19.501	30.821	38.552	31.362	**2'04.900**	294.6	9:53'33.490
4	4.660	21.722	12'39.564	38.791	31.616	14'16.353	296.2	10:07'49.843
5	4.643	19.593	30.775	38.840	31.335	2'05.186	**297.8**	10:09'55.029
6	**4.637**	19.677	31.013	39.065	31.465	2'05.857	**297.8**	10:12'00.886
7	4.664	19.718	31.041	38.844	31.519	2'05.786	296.2	10:14'06.672
8	4.664	22.097	8'30.318	39.689	32.288	10'09.056	293.0	10:24'15.728
9	4.680	**19.460**	30.889	38.621	**31.332**	2'04.982	295.4	10:26'20.710
10	4.639	19.721	30.640	**38.534**	31.462	2'04.996	**297.8**	10:28'25.706
11	4.655	19.528	**30.575**	38.772	31.390	2'04.920	296.2	10:30'30.626

7° 7 C. DAVIES (2'04.967)

Lap	Seg. 1	Seg. 2	Seg. 3	Seg. 4	Seg. 5	Lap Time	km/h	Local Time
			36.421	42.428	33.863			9:48'07.713
1	4.661	19.722	31.009	**38.751**	31.331	2'05.474	**294.6**	9:50'13.187
2	4.666	**19.606**	**30.708**	38.757	**31.230**	**2'04.967**	293.8	9:52'18.154
3	**4.648**	19.692	31.021	39.023	31.408	2'05.792	**294.6**	9:54'23.946
4	4.667	19.631	31.190	39.095	31.481	2'06.064	293.8	9:56'30.010
5	**4.648**	19.766	31.151	39.206	31.483	2'06.254	292.2	9:58'36.264
6	4.683	19.717	31.266	39.351	31.512	2'06.529	292.2	10:00'42.793
7	4.689	19.671	31.232	39.583	1'00.318	2'35.493 P	293.8	10:03'18.286

8° 65 J. REA (2'04.993)

Lap	Seg. 1	Seg. 2	Seg. 3	Seg. 4	Seg. 5	Lap Time	km/h	Local Time
			31.836	39.155	31.811			9:47'13.303
1	4.731	19.802	30.847	38.822	31.464	2'05.666	291.4	9:49'18.969
2	4.738	20.070	31.237	38.844	31.633	2'06.522	291.4	9:51'25.491
3	4.724	19.832	31.043	39.206	31.553	2'06.358	292.2	9:53'31.849
4	4.711	19.581	30.968	38.960	31.526	2'05.746	293.0	9:55'37.595
5	4.716	20.484	7'49.846	39.460	32.995	9'27.501	290.6	10:05'05.096
6	4.683	19.518	**30.665**	38.697	31.430	**2'04.993**	294.6	10:07'10.089
7	4.683	**19.488**	30.798	38.764	31.369	2'05.102	294.6	10:09'15.191
8	4.692	19.541	31.478	39.257	33.614	2'08.582	293.8	10:11'23.773
9	4.696	40.817	12'45.682	39.371	31.447	14'42.013	293.0	10:26'05.786
10	4.687	19.602	30.856	**38.636**	**31.275**	2'05.056	295.4	10:28'10.842
11	**4.641**	19.588	31.024	38.958	31.385	2'05.596	**297.0**	10:30'16.438

9° 58 E. LAVERTY (2'05.091)

Lap	Seg. 1	Seg. 2	Seg. 3	Seg. 4	Seg. 5	Lap Time	km/h	Local Time
			35.484	42.028	35.875			9:47'35.524
1	4.654	20.509	31.481	39.482	31.918	2'08.044	286.8	9:49'43.568
2	4.626	19.855	31.099	39.349	31.542	2'06.471	297.8	9:51'50.039
3	4.610	**19.647**	31.006	39.425	31.607	2'06.295	**298.7**	9:53'56.334
4	4.634	21.721	16'42.369	40.073	31.704	18'20.501	280.8	10:12'16.835
5	4.651	19.861	31.081	39.142	31.398	2'06.133	296.2	10:14'22.968
6	4.620	19.772	5'10.297	39.842	31.539	6'46.070	**298.7**	10:21'09.038
7	4.627	19.907	30.935	38.949	31.271	2'05.689	297.8	10:23'14.727
8	4.609	19.750	**30.811**	**38.691**	**31.230**	**2'05.091**	**298.7**	10:25'19.818
9	4.601	24.983	34.497	42.228	49.186	2'35.495	296.2	10:27'55.313
10	**4.597**	19.820	30.876	39.035	31.398	2'05.726	**298.7**	10:30'01.039

10° 91 L. HASLAM (2'05.451)

Lap	Seg. 1	Seg. 2	Seg. 3	Seg. 4	Seg. 5	Lap Time	km/h	Local Time
			32.809	40.068	31.940			9:47'18.172
1	**4.632**	19.794	30.949	38.843	31.573	2'05.791	**295.4**	9:49'23.963
2	4.650	19.993	30.902	38.879	31.445	2'05.869	294.6	9:51'29.832
3	4.673	**19.646**	10'45.160	41.055	32.342	12'22.876	**295.4**	10:03'52.708
4	4.704	19.803	31.289	41.840	37.318	2'14.954	293.0	10:06'07.662
5	4.699	19.879	31.132	40.332	41.890	2'17.932 P	294.6	10:08'25.594
6			36.348	44.476	40.356	10'30.115 P		10:18'55.709
7	4.655	19.691	30.828	**38.798**	31.479	**2'05.451**	**295.4**	10:21'01.160
8	4.659	19.741	30.949	38.972	31.571	2'05.892	**295.4**	10:23'07.052
9	4.735	21.497	30.976	39.222	32.551	2'08.981	275.8	10:25'16.033
10	4.672	20.405	35.465	47.233	43.425	2'31.200	293.0	10:27'47.233
11	4.678	19.816	31.006	39.324	31.774	2'06.598	**295.4**	10:29'53.831
12	4.676	19.778	**30.770**	38.829	**31.440**	2'05.493	294.6	10:31'59.324

11° 22 A. LOWES (2'05.664)

Lap	Seg. 1	Seg. 2	Seg. 3	Seg. 4	Seg. 5	Lap Time	km/h	Local Time
			32.787	43.362	33.455			9:47'25.924
1	4.696	20.332	31.497	39.304	31.888	2'07.717	294.6	9:49'33.641
2	4.710	20.095	31.269	39.161	31.735	2'06.970	293.8	9:51'40.611
3	4.696	20.114	31.169	39.083	31.716	2'06.778	293.8	9:53'47.389
4	4.713	36.750	37.775	56.946	32.856	2'49.040	293.0	9:56'36.429
5	4.713	19.846	31.038	38.965	31.407	2'05.969	294.6	9:58'42.398
6	4.678	19.906	31.117	39.119	31.485	2'06.305	294.6	10:00'48.703
7	4.686	19.855	15'56.983	40.507	32.010	17'34.041	**295.4**	10:18'22.744
8	4.680	20.435	5'36.541	42.899	32.590	7'17.145	**295.4**	10:25'39.889
9	4.677	20.069	31.099	**38.778**	**31.288**	2'05.911	294.6	10:27'45.800
10	**4.662**	**19.756**	30.926	38.863	31.457	**2'05.664**	**295.4**	10:29'51.464
11	4.681	19.943	**30.880**	38.782	31.427	2'05.713	**295.4**	10:31'57.177

12° 59 N. CANEPA (2'06.195)

Lap	Seg. 1	Seg. 2	Seg. 3	Seg. 4	Seg. 5	Lap Time	km/h	Local Time
			34.776	47.009	37.310			9:47'56.730
1	4.880	20.098	31.171	39.464	32.072	2'07.685	284.5	9:50'04.415
2	**4.844**	20.004	31.289	39.725	32.068	2'07.930	**285.2**	9:52'12.345
3	4.859	25.481	31.289	39.419	38.954	2'20.002 P	283.7	9:54'32.347
4			34.157	45.513	43.401	8'43.949 P		10:03'16.296

P = Pits In/Out - C = Lap-Time Cancelled

PIRELLI
Official Tyre Supplier

TISSOT
SWISS WATCHES SINCE 1853
Official Timekeeper

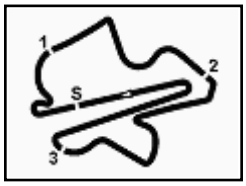

Sepang 5.548 m

Sepang, 6-7-8 June 2014

Superbike - Analysis Free Practice 3rd Session

5	4.871	19.804	30.840	39.013	**31.849**	2'06.377	283.7	10:05'22.673
6	4.845	19.866	31.067	39.456	32.169	2'07.403	284.5	10:07'30.076
7	4.880	23.708	34.235	42.815	42.126	2'27.764 P	277.2	10:09'57.840
8			34.340	48.642	52.242	13'11.602 P		10:23'09.442
9	4.851	19.800	**30.740**	**38.838**	31.966	**2'06.195**	**285.2**	10:25'15.637
10	4.845	**19.761**	31.065	39.141	31.986	2'06.798	284.5	10:27'22.435
11	4.902	24.793	35.899	43.637	44.392	2'33.623 P	269.6	10:29'56.058

13° 44 D. SALOM (2'06.385)

Lap	Seg. 1	Seg. 2	Seg. 3	Seg. 4	Seg. 5	Lap Time	km/h	Local Time
			35.889	44.249	35.422			9:47'51.406
1	5.068	20.972	32.024	41.230	35.900	2'15.194	256.7	9:50'06.600
2	**4.789**	20.068	31.382	39.300	31.831	2'07.370	284.5	9:52'13.970
3	4.793	20.611	31.504	43.225	32.746	2'12.879	**287.5**	9:54'26.849
4	4.790	19.914	31.253	39.398	32.100	2'07.455	286.0	9:56'34.304
5	4.809	20.534	11'32.508	42.441	35.911	13'16.203	286.0	10:09'50.507
6	4.816	19.868	31.276	**38.763**	31.893	2'06.616	285.2	10:11'57.123
7	4.814	**19.675**	**31.129**	38.961	**31.806**	**2'06.385**	285.2	10:14'03.508
8	4.816	19.755	31.138	39.062	31.841	2'06.612	286.0	10:16'10.120
9	4.838	19.750	31.230	39.011	31.999	2'06.828	285.2	10:18'16.948

14° 86 A. BADOVINI (2'06.561)

Lap	Seg. 1	Seg. 2	Seg. 3	Seg. 4	Seg. 5	Lap Time	km/h	Local Time
			35.092	40.606	32.998			9:47'37.438
1	4.828	20.390	31.376	39.461	31.784	2'07.839	278.6	9:49'45.277
2	**4.799**	20.130	**30.909**	39.488	31.782	2'07.108	**287.5**	9:51'52.385
3	4.814	20.052	31.143	39.314	31.841	2'07.164	286.8	9:53'59.549
4	4.829	19.968	31.362	39.488	31.888	2'07.535	286.0	9:56'07.084
5	4.875	23.441	12'17.793	43.208	33.086	14'02.403	273.7	10:10'09.487
6	4.866	20.132	31.269	39.527	31.934	2'07.728	283.0	10:12'17.215
7	4.807	20.079	31.098	39.206	31.889	2'07.079	286.8	10:14'24.294
8	4.828	21.337	7'40.453	50.876	33.061	9'30.555	285.2	10:23'54.849
9	4.863	19.903	35.742	44.429	32.526	2'17.463	283.7	10:26'12.312
10	4.838	19.950	31.143	39.106	31.717	2'06.754	284.5	10:28'19.066
11	4.825	**19.841**	31.196	**39.061**	**31.638**	**2'06.561**	285.2	10:30'25.627

15° 2 C. IDDON (2'06.609)

Lap	Seg. 1	Seg. 2	Seg. 3	Seg. 4	Seg. 5	Lap Time	km/h	Local Time
			33.677	42.807	32.830			9:47'29.745
1	4.868	20.354	31.657	40.035	32.346	2'09.260	283.0	9:49'39.005
2	**4.834**	20.333	31.358	39.798	32.041	2'08.364	283.7	9:51'47.369
3	4.858	20.115	31.556	39.651	32.063	2'08.243	283.0	9:53'55.612
4	4.859	20.033	33.625	42.284	38.730	2'19.531 P	283.0	9:56'15.143
5			33.207	45.598	32.321	8'47.092 P		10:05'02.235
6	4.878	19.861	31.397	40.690	32.160	2'08.986	282.3	10:07'11.221
7	4.874	19.771	31.111	39.307	31.973	2'07.036	282.3	10:09'18.257
8	4.857	19.843	31.125	39.360	32.107	2'07.292	283.0	10:11'25.549
9	4.872	19.946	31.491	39.472	32.061	2'07.842	282.3	10:13'33.391
10	4.892	23.248	33.470	44.221	39.505	2'25.336 P	279.3	10:15'58.727
11			32.157	39.904	32.091	5'11.105 P		10:21'09.832
12	4.835	**19.635**	**30.969**	**39.221**	31.949	**2'06.609**	**284.5**	10:23'16.441
13	4.847	19.653	31.062	39.515	**31.866**	2'06.943	283.7	10:25'23.384
14	4.847	21.826	31.554	39.954	38.875	2'17.056 P	283.0	10:27'40.440
15			31.923	40.113	32.341	4'11.086 P		10:31'51.526

16° 32 S. MORAIS (2'06.721)

Lap	Seg. 1	Seg. 2	Seg. 3	Seg. 4	Seg. 5	Lap Time	km/h	Local Time
			35.470	43.721	42.116			9:47'51.623
1	4.815	20.312	31.809	39.811	32.096	2'08.843	277.9	9:50'00.466
2	4.840	20.122	31.475	39.692	32.111	2'08.240	280.1	9:52'08.706
3	4.834	27.258	36.981	43.572	33.589	2'26.234	277.9	9:54'34.940
4	4.873	20.060	31.188	39.461	32.108	2'07.690	276.5	9:56'42.630
5	4.825	26.563	9'16.443	49.705	37.248	11'14.784	**282.3**	10:07'57.414
6	4.859	**19.793**	31.401	45.074	34.456	2'15.583	281.5	10:10'12.997
7	4.833	19.940	**31.072**	39.295	32.043	2'07.183	**282.3**	10:12'20.180
8	4.859	23.185	42.508	51.375	35.075	2'37.002	277.9	10:14'57.182
9	4.849	19.912	31.237	39.109	32.375	2'07.482	**282.3**	10:17'04.664
10	4.890	22.362	5'31.543	40.746	32.254	7'11.795	266.2	10:24'16.459
11	4.821	19.896	31.222	**38.804**	**31.978**	**2'06.721**	280.1	10:26'23.180
12	4.842	25.216	38.598	49.351	35.339	2'33.346	278.6	10:28'56.526
13	**4.802**	20.158	39.462	46.464	43.295	2'34.181	278.6	10:31'30.707

17° 19 L. CAMIER (2'06.772)

Lap	Seg. 1	Seg. 2	Seg. 3	Seg. 4	Seg. 5	Lap Time	km/h	Local Time
			34.285	42.232	32.721			9:47'54.725
1	4.821	20.226	31.137	39.562	32.610	2'08.356	286.8	9:50'03.081
2	4.842	**19.818**	35.348	40.021	32.193	2'12.222	286.0	9:52'15.303
3	4.821	20.203	**31.012**	39.060	31.993	2'07.089	286.8	9:54'22.392
4	4.836	20.107	31.263	39.174	31.969	2'07.349	284.5	9:56'29.741
5	4.834	20.191	31.241	39.618	32.009	2'07.893	286.0	9:58'37.634
6	4.822	20.204	31.341	39.241	31.966	2'07.574	283.0	10:00'45.208
7	4.825	20.242	31.216	39.387	32.520	2'08.190	285.2	10:02'53.398
8	4.826	20.179	31.296	39.399	32.064	2'07.764	285.2	10:05'01.162
9	4.831	21.425	31.420	41.000	32.117	2'10.793	283.7	10:07'11.955
10	4.800	20.745	13'03.121	40.421	32.386	14'41.473	284.5	10:21'53.428
11	4.829	19.980	31.096	39.021	31.953	2'06.879	286.0	10:24'00.307
12	4.822	19.975	31.186	**38.980**	**31.809**	**2'06.772**	286.8	10:26'07.079
13	**4.794**	24.067	37.786	46.024	33.336	2'26.007	**287.5**	10:28'33.086
14	4.815	19.990	31.158	39.166	32.051	2'07.180	286.8	10:30'40.266

18° 71 C. CORTI (2'06.954)

Lap	Seg. 1	Seg. 2	Seg. 3	Seg. 4	Seg. 5	Lap Time	km/h	Local Time
								9:47'07.543
1			32.961	42.157	32.377	5'35.738 P		9:52'43.281
2	4.807	**19.846**	**30.900**	40.032	32.123	2'07.708	286.8	9:54'50.989
3	4.842	19.984	30.974	**39.012**	32.142	**2'06.954**	286.0	9:56'57.943
4	4.821	22.391	10'02.713	48.215	34.397	11'52.537	286.8	10:08'50.480
5	4.814	19.918	30.943	39.243	32.131	2'07.049	286.8	10:10'57.529
6	4.935	24.947	7'18.149	53.783	44.731	9'26.545	248.4	10:20'24.074
7	4.832	20.127	30.999	39.141	**32.048**	2'07.147	286.0	10:22'31.221
8	4.864	27.842	40.517	51.801	44.150	2'49.174	264.3	10:25'20.395

19° 11 J. GUARNONI (2'07.018)

Lap	Seg. 1	Seg. 2	Seg. 3	Seg. 4	Seg. 5	Lap Time	km/h	Local Time
			33.420	43.477	33.359			9:47'26.227
1	**4.822**	20.335	31.683	39.964	32.503	2'09.307	282.3	9:49'35.534
2	4.867	20.257	31.483	39.817	32.383	2'08.807	280.1	9:51'44.341
3	4.880	20.080	31.355	39.695	32.401	2'08.411	281.5	9:53'52.752
4	4.891	26.854	6'43.476	42.943	33.187	8'31.351	278.6	10:02'24.103
5	4.905	20.242	31.548	39.673	32.172	2'08.540	280.8	10:04'32.643
6	4.870	20.034	31.438	39.535	32.238	2'08.115	281.5	10:06'40.758
7	4.859	20.050	11'42.521	42.739	53.987	13'44.156	282.3	10:20'24.914
8	4.862	20.190	31.099	39.315	31.956	2'07.422	280.8	10:22'32.336
9	4.838	20.030	31.082	39.186	**31.882**	**2'07.018**	281.5	10:24'39.354
10	4.851	19.942	31.075	39.243	31.929	2'07.040	**283.0**	10:26'46.394
11	4.851	25.838	33.838	40.009	33.290	2'17.826	282.3	10:29'04.220
12	4.846	**19.919**	**31.065**	**39.157**	49.175	2'24.162 P	**283.0**	10:31'28.382

20° 9 F. FORET (2'07.295)

Lap	Seg. 1	Seg. 2	Seg. 3	Seg. 4	Seg. 5	Lap Time	km/h	Local Time
			34.260	41.630	34.390			9:48'08.497
1	4.921	20.012	**30.969**	**39.213**	**32.180**	**2'07.295**	278.6	9:50'15.792
2	4.919	**19.932**	31.197	39.602	32.532	2'08.182	278.6	9:52'23.974
3	4.947	20.186	31.248	40.046	39.895	2'16.322 P	277.2	9:54'40.296
4			32.026	40.027	32.934	7'05.808 P		10:01'46.104
5	5.014	20.323	31.349	40.108	32.383	2'09.177	273.7	10:03'55.281
6	4.954	20.319	31.496	39.928	33.246	2'09.943	276.5	10:06'05.224
7	5.048	20.456	31.573	40.377	32.570	2'10.024	273.0	10:08'15.248
8	4.963	20.593	9'31.818	40.841	32.570	11'10.785	276.5	10:19'26.033
9	4.943	19.947	31.059	39.323	32.396	2'07.668	277.2	10:21'33.701
10	4.946	20.100	31.329	41.642	32.451	2'10.468	276.5	10:23'44.169
11	4.923	20.282	31.193	39.544	32.415	2'08.357	**280.1**	10:25'52.526
12	4.935	20.108	31.380	39.788	32.536	2'08.747	277.9	10:28'01.273

21° 21 A. ANDREOZZI (2'07.544)

Lap	Seg. 1	Seg. 2	Seg. 3	Seg. 4	Seg. 5	Lap Time	km/h	Local Time
			40.983	41.213	32.810			10:04'11.406
1	4.875	20.353	31.308	39.763	32.186	2'08.485	281.5	10:06'19.891
2	4.850	20.083	31.211	39.917	32.375	2'08.436	283.7	10:08'28.327
3	4.862	**19.988**	31.074	39.833	32.160	2'07.917	283.0	10:10'36.244
4	4.875	28.241	11'22.315	56.679	33.027	13'25.137	280.8	10:24'01.381
5	4.879	20.072	**30.970**	39.737	**31.886**	**2'07.544**	280.8	10:26'08.925
6	**4.817**	21.168	41.318	49.059	54.598	2'50.960	**285.2**	10:28'59.885
7	4.874	25.037	31.561	**39.452**	32.196	2'13.120	283.0	10:31'13.005

22° 98 R. LANUSSE (2'07.628)

Lap	Seg. 1	Seg. 2	Seg. 3	Seg. 4	Seg. 5	Lap Time	km/h	Local Time
			34.633	40.934	32.622			9:47'31.201
1	4.937	20.083	31.268	39.428	32.433	2'08.149	280.1	9:49'39.350
2	**4.895**	20.171	31.552	39.528	32.588	2'08.734	**283.0**	9:51'48.084
3	4.975	29.620	39.356	47.057	53.494	2'54.502 P	277.9	9:54'42.586
4			33.028	47.509	32.859	10'23.611 P		10:05'06.197
5	4.947	20.017	31.306	39.353	**32.309**	2'07.932	279.3	10:07'14.129
6	4.928	19.941	31.251	39.466	32.413	2'07.999	279.3	10:09'22.128
7	4.943	19.985	31.382	39.476	32.378	2'08.164	279.3	10:11'30.292
8	4.960	21.145	8'21.908	44.304	32.983	10'05.300	272.3	10:21'35.592
9	4.978	19.960	**31.041**	**39.344**	32.430	2'07.753	277.9	10:23'43.345
10	4.948	**19.872**	31.125	39.348	32.335	**2'07.628**	278.6	10:25'50.973
11	4.956	20.288	31.171	39.378	32.402	2'08.195	280.1	10:27'59.168
12	4.939	33.549	44.932	51.685	1'02.378	3'17.483 P	277.9	10:31'16.651

23° 67 B. STARING (2'07.926)

Lap	Seg. 1	Seg. 2	Seg. 3	Seg. 4	Seg. 5	Lap Time	km/h	Local Time
			34.396	41.888	33.648			9:47'33.615
1	4.927	20.798	31.788	39.848	32.737	2'10.098	277.2	9:49'43.713
2	4.944	20.604	31.700	40.088	32.923	2'10.259	275.8	9:51'53.972
3	4.946	20.473	31.551	39.660	32.436	2'09.066	277.9	9:54'03.038

P = Pits In/Out - C = Lap-Time Cancelled

PIRELLI
Official Tyre Supplier
TISSOT
SWISS WATCHES SINCE 1853
Official Timekeeper

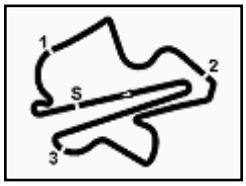

Sepang 5.548 m

Sepang, 6-7-8 June 2014
Superbike - Analysis Free Practice 3rd Session

4	4.939	20.374	31.729	39.897	32.647	2'09.586	277.2	9:56'12.624
5	5.006	22.776	6'12.875	46.149	32.984	7'59.790	254.9	10:04'12.414
6	4.968	20.594	31.597	39.682	32.341	2'09.182	277.2	10:06'21.596
7	4.936	20.370	31.583	40.052	32.437	2'09.378	278.6	10:08'30.974
8	4.934	20.272	31.713	39.812	32.315	2'09.046	277.9	10:10'40.020
9	4.949	23.502	7'37.621	45.734	35.972	9'27.778	277.2	10:20'07.798
10	5.014	20.291	31.401	39.595	32.235	2'08.536	273.7	10:22'16.334
11	4.952	**20.020**	**31.297**	**39.563**	32.094	**2'07.926**	276.5	10:24'24.260
12	4.951	24.652	39.044	42.395	32.253	2'23.295	272.3	10:26'47.555
13	**4.920**	20.209	31.423	39.708	32.401	2'08.661	**279.3**	10:28'56.216
14	4.946	20.153	31.533	39.673	**32.078**	2'08.383	277.2	10:31'04.599

24° 10 I. TOTH (2'08.211)

Lap	Seg. 1	Seg. 2	Seg. 3	Seg. 4	Seg. 5	Lap Time	km/h	Local Time
			34.486	41.987	32.176			9:48'58.011
1	4.613	20.535	31.657	39.600	**31.806**	**2'08.211**	294.6	9:51'06.222
2	4.626	20.558	31.566	39.930	32.694	2'09.374	290.6	9:53'15.596
3	4.595	20.529	31.550	39.689	31.948	2'08.311	289.8	9:55'23.907
4	4.615	23.140	33.384	42.174	41.014	2'24.327 P	284.5	9:57'48.234
5			37.691	45.585	33.392	12'22.721 P		10:10'10.955
6	4.653	20.605	**31.531**	39.790	32.896	2'09.475	290.6	10:12'20.430
7	4.590	21.156	31.571	39.680	32.026	2'09.023	291.4	10:14'29.453
8	4.604	20.701	31.692	39.969	32.116	2'09.082	293.8	10:16'38.535
9	4.644	23.006	5'59.362	40.897	32.252	7'40.161	280.8	10:24'18.696
10	4.598	**20.526**	31.559	**39.496**	32.061	2'08.240	**296.2**	10:26'26.936
11	**4.579**	22.460	36.649	48.161	39.198	2'31.047	295.4	10:28'57.983
12	4.600	21.131	32.334	40.429	32.206	2'10.700	293.0	10:31'08.683

25° 56 P. SEBESTYEN (2'10.317)

Lap	Seg. 1	Seg. 2	Seg. 3	Seg. 4	Seg. 5	Lap Time	km/h	Local Time
			36.658	44.662	33.313			9:49'00.379
1	4.841	21.033	32.607	41.050	32.725	2'12.256	280.1	9:51'12.635
2	4.830	20.891	32.314	40.834	32.611	2'11.480	284.5	9:53'24.115
3	4.814	20.733	32.092	**40.270**	32.408	**2'10.317**	285.2	9:55'34.432
4	4.806	27.038	40.531	46.577	34.605	2'33.557	286.0	9:58'07.989
5	4.832	20.781	32.146	40.671	32.425	2'10.855	284.5	10:00'18.844
6	4.836	20.798	13'44.245	45.409	33.395	15'28.683	283.7	10:15'47.527
7	4.828	21.050	32.419	40.754	32.621	2'11.672	284.5	10:17'59.199
8	4.827	20.993	32.248	41.058	32.556	2'11.682	284.5	10:20'10.881
9	4.807	20.892	32.296	40.579	32.752	2'11.326	286.8	10:22'22.207
10	4.813	25.978	40.174	49.083	34.873	2'34.921	280.8	10:24'57.128
11	4.808	20.825	32.132	40.729	32.613	2'11.107	286.0	10:27'08.235
12	4.796	20.787	32.081	40.664	32.331	2'10.659	**287.5**	10:29'18.894
13	**4.795**	**20.655**	**31.851**	40.860	**32.328**	2'10.489	286.8	10:31'29.383

26° 99 G. MAY (2'10.807)

Lap	Seg. 1	Seg. 2	Seg. 3	Seg. 4	Seg. 5	Lap Time	km/h	Local Time
			34.643	41.574	33.774			9:48'45.632
1	**5.007**	**20.534**	**32.155**	**40.124**	**32.987**	**2'10.807**	**274.4**	9:50'56.439
2	5.011	22.403	39.609	43.686	43.262	2'33.971 P	272.3	9:53'30.410

27° 20 A. YATES (2'11.415)

Lap	Seg. 1	Seg. 2	Seg. 3	Seg. 4	Seg. 5	Lap Time	km/h	Local Time
			33.798	41.617	44.136			9:50'47.135
1			33.059	40.623	33.559	10'24.851 P		10:01'11.986
2	5.152	21.023	32.499	40.565	33.425	2'12.664	253.7	10:03'24.650
3	5.158	20.565	32.528	40.649	33.437	2'12.337	263.0	10:05'36.987
4	5.178	20.722	32.599	40.600	33.535	2'12.634	263.0	10:07'49.621
5	5.195	20.761	32.618	40.453	33.612	2'12.639	252.5	10:10'02.260
6	5.152	20.773	7'20.151	40.631	33.276	8'59.983	264.9	10:19'02.243
7	5.091	20.670	32.410	**40.347**	33.273	2'11.791	266.9	10:21'14.034
8	5.068	20.555	32.586	40.876	40.763	2'19.848 P	**269.6**	10:23'33.882
9			**32.340**	40.585	33.057	4'18.104 P		10:27'51.986
10	**5.063**	**20.406**	32.377	40.556	**33.013**	**2'11.415**	268.9	10:30'03.401

P = Pits In/Out - C = Lap-Time Cancelled

PIRELLI
Official Tyre Supplier
TISSOT
SWISS WATCHES SINCE 1853
Official Timekeeper