SUPERSTOCK1000 FIM CUP

12

STK1000

113/02

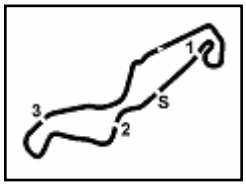

TT Circuit 4.542 m

Assen, 25-26-27 April 2014

Superstock 1000 - Analysis Free Practice 2nd Session

1° 69 O. JEZEK (1'39.047)

Lap	Seg. 1	Seg. 2	Seg. 3	Seg. 4	Seg. 5	Lap Time	km/h	Local Time
		5.053	10.712	30.711	24.193		266.4	14:48'48.424
1	33.350	4.996	10.158	29.860	24.805	1'43.169	270.5	14:50'31.593
2	32.952	4.988	10.053	29.137	23.138	1'40.268	271.1	14:52'11.861
3	32.763	**4.904**	10.315	29.081	23.082	1'40.145	**271.8**	14:53'52.006
4	35.978	7.656	11.114	30.745	25.589	1'51.082 P	180.6	14:55'43.088
5	12'40.477	5.109	10.557	29.777	23.156	13'49.076 P	265.1	15:09'32.164
6	32.704	4.995	10.012	28.766	22.914	1'39.391	269.8	15:11'11.555
7	**32.569**	4.984	**9.894**	**28.692**	**22.908**	**1'39.047**	270.5	15:12'50.602
8	32.756	5.013	9.937	28.887	22.971	1'39.564	268.4	15:14'30.166
9	32.693	4.980	9.977	29.031	23.179	1'39.860	269.8	15:16'10.026

2° 32 L. SAVADORI (1'39.463)

Lap	Seg. 1	Seg. 2	Seg. 3	Seg. 4	Seg. 5	Lap Time	km/h	Local Time
		5.268	10.648	31.794	23.606		261.3	14:47'46.310
1	33.047	5.037	10.137	28.925	23.460	1'40.606	264.5	14:49'26.916
2	33.042	5.042	10.078	28.939	23.011	1'40.112	260.0	14:51'07.028
3	33.058	4.983	10.026	28.995	23.074	1'40.136	270.5	14:52'47.164
4	36.622	5.051	10.962	32.446	24.202	1'49.283	264.5	14:54'36.447
5	32.947	4.990	10.109	28.830	23.168	1'40.044	**271.1**	14:56'16.491
6	35.597	5.249	10.838	30.476	25.675	1'47.835 P	264.5	14:58'04.326
7	7'10.482	5.275	10.852	32.151	23.779	8'22.539 P	262.5	15:06'26.865
8	**32.727**	5.005	10.054	**28.693**	22.984	**1'39.463**	268.4	15:08'06.328
9	32.889	5.004	9.990	28.740	23.035	1'39.658	269.8	15:09'45.986
10	38.993	5.850	12.155	31.078	25.438	1'53.514	253.3	15:11'39.500
11	37.034	5.112	10.679	32.535	25.370	1'50.730	263.8	15:13'30.230
12	32.782	**4.979**	**9.980**	28.813	**22.934**	1'39.488	270.5	15:15'09.718

3° 36 L. MERCADO (1'39.848)

Lap	Seg. 1	Seg. 2	Seg. 3	Seg. 4	Seg. 5	Lap Time	km/h	Local Time
		6.868	12.091	32.002	27.972		211.5	14:48'32.134
1	34.338	5.015	10.151	29.223	23.718	1'42.445	269.1	14:50'14.579
2	33.631	4.984	10.069	29.181	23.326	1'41.191	269.8	14:51'55.770
3	33.587	4.955	10.091	29.200	23.193	1'41.026	271.8	14:53'36.796
4	33.453	4.967	10.091	29.249	23.214	1'40.974	271.1	14:55'17.770
5	33.401	4.964	10.062	29.115	24.521	1'42.063	271.1	14:56'59.833
6	44.836	7.101	11.788	29.589	24.664	1'57.978 P	197.5	14:58'57.811
7	6'49.332	10.508	16.437	39.660	24.769	8'20.706 P	109.1	15:07'18.517
8	33.624	5.040	9.987	29.020	23.097	1'40.768	269.1	15:08'59.285
9	33.158	4.963	9.932	**28.782**	**23.013**	**1'39.848**	272.5	15:10'39.133
10	33.089	4.960	**9.927**	28.918	23.035	1'39.929	272.5	15:12'19.062
11	**33.011**	**4.938**	11.311	44.140	27.260	2'00.660	271.8	15:14'19.722
12	33.081	4.941	10.371	28.895	23.091	1'40.379	**274.6**	15:16'00.101

4° 18 K. VALK (1'39.962)

Lap	Seg. 1	Seg. 2	Seg. 3	Seg. 4	Seg. 5	Lap Time	km/h	Local Time
		5.360	10.901	30.357	23.667		253.3	14:46'53.633
1	33.608	5.110	10.169	29.348	23.319	1'41.554	257.5	14:48'35.187
2	33.122	5.145	10.149	29.584	23.280	1'41.280	261.9	14:50'16.467
3	33.021	5.002	10.130	29.149	23.187	1'40.489	261.9	14:51'56.956
4	32.960	**4.989**	10.179	29.051	23.165	1'40.344	262.5	14:53'37.300
5	37.531	7.404	11.853	30.929	22.816	1'50.533 P	175.9	14:55'27.833
6	3'45.064	5.176	10.521	29.673	23.288	4'53.722 P	260.0	15:00'21.555
7	33.020	5.062	10.036	29.269	23.428	1'40.815	260.0	15:02'02.370
8	32.752	5.089	10.101	**28.977**	**23.043**	**1'39.962**	258.8	15:03'42.332
9	**32.718**	5.068	**9.923**	28.998	24.232	1'40.939	258.8	15:05'23.271
10	37.100	5.094	10.245	29.296	23.060	1'44.795	258.1	15:07'08.066
11	32.871	5.055	10.033	28.993	23.205	1'40.157	264.5	15:08'48.223
12	33.017	5.062	9.981	35.624	27.840	1'51.524	259.4	15:10'39.747
13	33.087	5.034	10.026	30.904	23.367	1'42.418	260.0	15:12'22.165
14	32.874	5.006	10.299	29.172	23.154	1'40.505	**269.1**	15:14'02.670
15	33.087	5.034	9.975	29.197	23.423	1'40.716	260.0	15:15'43.386

5° 43 F. MASSEI (1'40.274)

Lap	Seg. 1	Seg. 2	Seg. 3	Seg. 4	Seg. 5	Lap Time	km/h	Local Time
		5.884	11.520	31.107	27.717		223.8	14:48'32.555
1	34.084	4.998	10.217	29.196	23.700	1'42.195	271.8	14:50'14.750
2	33.658	4.943	10.120	29.213	23.200	1'41.134	273.9	14:51'55.884
3	33.635	**4.910**	10.136	29.309	23.236	1'41.226	**274.6**	14:53'37.110
4	33.378	4.960	10.035	29.292	23.219	1'40.884	272.5	14:55'17.994
5	33.486	4.944	10.038	29.252	24.173	1'41.893	273.9	14:56'59.887
6	34.595	5.337	10.603	30.940	25.393	1'46.868 P	257.5	14:58'46.755
7	5'28.679	5.359	10.971	30.658	23.480	6'39.147 P	259.4	15:05'25.902
8	33.535	4.985	10.136	28.936	23.124	1'40.716	269.8	15:07'06.618
9	33.298	5.028	**10.009**	28.960	**23.004**	1'40.299	269.1	15:08'46.917
10	33.402	5.001	**10.009**	32.900	25.447	1'46.759	271.1	15:10'33.676
11	36.078	6.314	10.952	29.716	23.024	1'46.084	233.5	15:12'19.760
12	33.368	4.935	10.040	28.976	23.233	1'40.552	272.5	15:14'00.312
13	**33.234**	4.981	10.076	**28.880**	23.103	**1'40.274**	271.1	15:15'40.586

6° 98 R. LANUSSE (1'40.443)

Lap	Seg. 1	Seg. 2	Seg. 3	Seg. 4	Seg. 5	Lap Time	km/h	Local Time
		5.176	10.645	30.150	23.908		262.5	14:47'30.691
1	33.659	5.177	10.019	29.318	23.545	1'41.718	254.5	14:49'12.409
2	33.423	5.131	9.990	29.519	23.478	1'41.541	259.4	14:50'53.950
3	33.202	5.119	10.094	29.543	23.606	1'41.564	263.8	14:52'35.514
4	33.447	5.078	10.094	29.197	23.694	1'41.510	**267.1**	14:54'17.024
5	37.903	5.928	11.169	30.550	24.342	1'49.892	244.6	14:56'06.916
6	**33.113**	5.104	10.040	29.161	23.307	1'40.725	263.8	14:57'47.641
7	33.324	5.108	10.028	29.215	23.380	1'41.055	265.1	14:59'28.696
8	39.091	6.971	11.320	30.687	24.088	1'52.157 P	197.5	15:01'20.853
9	4'23.233	5.287	11.938	30.499	23.657	5'34.614 P	238.1	15:06'55.467
10	33.161	5.107	9.998	29.055	23.200	1'40.521	265.8	15:08'35.988
11	33.281	5.131	**9.959**	29.487	29.567	1'47.425	**267.1**	15:10'23.413
12	33.158	5.081	9.976	29.055	**23.173**	**1'40.443**	265.1	15:12'03.856
13	33.214	5.071	10.117	**29.046**	23.381	1'40.829	264.5	15:13'44.685
14	33.248	**5.061**	10.058	29.183	23.372	1'40.922	**267.1**	15:15'25.607

7° 15 S. GROTZKYJ G. (1'40.514)

Lap	Seg. 1	Seg. 2	Seg. 3	Seg. 4	Seg. 5	Lap Time	km/h	Local Time
		5.443	12.489	35.495	25.435		239.7	14:48'26.681
1	34.401	5.910	11.890	31.387	24.263	1'47.851	205.4	14:50'14.532
2	34.454	5.079	10.243	29.651	23.524	1'42.951	260.0	14:51'57.483
3	33.871	5.012	10.245	29.379	23.579	1'42.086	264.5	14:53'39.569
4	33.372	5.030	10.333	29.161	23.515	1'41.411	263.2	14:55'20.980
5	33.532	5.017	10.276	29.300	24.386	1'42.511	267.8	14:57'03.491
6	34.883	5.183	10.587	29.852	24.727	1'45.232 P	263.8	14:58'48.723
7	5'00.995	8.388	12.572	30.956	24.414	6'17.325 P	150.5	15:05'06.048
8	35.654	6.466	13.397	30.690	23.695	1'49.902	202.0	15:06'55.950
9	33.279	5.028	**10.124**	**28.944**	**23.139**	**1'40.514**	262.5	15:08'36.464
10	**33.206**	**4.990**	10.174	29.240	24.289	1'41.899	**273.2**	15:10'18.363
11	36.101	7.618	10.963	29.786	23.516	1'47.984	191.9	15:12'06.347
12	33.316	5.033	10.157	29.431	23.663	1'41.600	263.8	15:13'47.947
13	33.284	5.066	10.204	29.257	23.542	1'41.353	267.8	15:15'29.300

8° 94 M. LUSSIANA (1'40.539)

Lap	Seg. 1	Seg. 2	Seg. 3	Seg. 4	Seg. 5	Lap Time	km/h	Local Time
		5.056	10.522	30.091	23.831		267.8	14:47'08.590
1	33.816	5.024	10.407	29.850	23.570	1'42.667	271.1	14:48'51.257
2	33.352	5.004	10.321	29.256	23.462	1'41.395	271.1	14:50'32.652
3	33.606	5.023	10.233	29.230	23.423	1'41.515	268.4	14:52'14.167
4	33.035	4.945	10.288	29.018	23.390	1'40.676	273.9	14:53'54.843
5	33.647	5.051	10.543	29.337	23.445	1'42.023	258.8	14:55'36.866
6	33.343	5.158	10.116	29.068	23.550	1'41.235	261.9	14:57'18.101
7	44.288	5.404	10.696	31.209	24.010	1'55.607 P	253.3	14:59'13.708
8	3'13.053	5.551	10.421	29.448	23.599	4'22.072 P	254.5	15:03'35.780
9	33.506	5.099	**10.108**	29.195	**23.144**	1'41.052	267.1	15:05'16.832
10	33.162	**4.879**	10.189	29.125	23.805	1'41.160	**276.7**	15:06'57.992
11	**32.984**	4.982	10.166	**28.890**	23.517	**1'40.539**	268.4	15:08'38.531
12	33.161	4.954	10.188	29.013	23.382	1'40.698	273.2	15:10'19.229
13	33.327	4.938	10.271	29.672	24.756	1'42.964	274.6	15:12'02.193
14	33.366	4.962	10.322	29.050	23.580	1'41.280	271.8	15:13'43.473
15	33.159	4.988	10.295	29.282	23.487	1'41.211	270.5	15:15'24.684

9° 16 R. CASTELLARIN (1'41.025)

Lap	Seg. 1	Seg. 2	Seg. 3	Seg. 4	Seg. 5	Lap Time	km/h	Local Time
		5.107	11.123	31.549	24.437		265.1	14:47'32.051
1	34.411	5.028	10.379	30.076	23.799	1'43.693	267.8	14:49'15.744
2	34.047	5.042	10.339	30.247	23.879	1'43.554	263.8	14:50'59.298
3	33.995	5.000	10.591	35.571	37.056	2'02.213 P	269.8	14:53'01.511
4	3'19.054	5.235	10.807	34.904	25.459	4'35.459 P	263.2	14:57'36.970
5	34.006	4.999	10.561	29.893	23.879	1'43.338	274.6	14:59'20.308
6	34.291	5.043	10.150	29.835	23.832	1'43.151	271.1	15:01'03.459
7	33.753	4.951	10.071	30.017	24.307	1'43.099	274.6	15:02'46.558
8	35.431	5.482	12.545	37.081	27.403	1'57.942 P	240.3	15:04'44.500
9	5'29.680	5.008	10.500	29.773	23.591	6'38.552 P	272.5	15:11'23.052
10	**33.409**	**4.904**	**10.032**	**29.322**	**23.358**	**1'41.025**	**277.4**	15:13'04.077
11	33.440	4.924	10.425	29.493	23.897	1'42.179	276.0	15:14'46.256
12	35.237	6.280	12.048	31.986	25.215	1'50.766	211.5	15:16'37.022

10° 5 R. MURESAN (1'41.060)

Lap	Seg. 1	Seg. 2	Seg. 3	Seg. 4	Seg. 5	Lap Time	km/h	Local Time
		5.255	11.550	30.815	24.493		250.9	14:47'11.682
1	33.869	5.086	10.484	30.694	24.216	1'44.349	266.4	14:48'56.031
2	33.853	5.096	10.271	30.058	23.928	1'43.206	266.4	14:50'39.237
3	33.936	5.120	10.578	29.794	24.038	1'43.466	264.5	14:52'22.703
4	34.107	5.082	10.470	29.831	23.880	1'43.370	266.4	14:54'06.073
5	33.776	5.093	10.374	29.603	24.736	1'43.582	267.1	14:55'49.655
6	35.632	5.099	10.885	29.764	26.400	1'47.780 P	265.1	14:57'37.435
7	2'28.686	5.083	10.616	29.851	23.884	3'38.120 P	265.1	15:01'15.555
8	33.801	5.054	10.297	29.453	24.233	1'42.838	267.8	15:02'58.393
9	33.558	5.075	13.311	33.599	24.716	1'50.259 P	265.8	15:04'48.652

P = Pits In/Out - C = Lap-Time Cancelled

PIRELLI
Official Tyre Supplier
TISSOT SWISS WATCHES SINCE 1853
Official Timekeeper

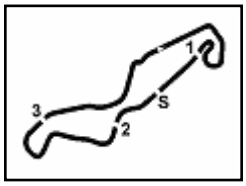

TT Circuit 4.542 m

Assen, 25-26-27 April 2014

Superstock 1000 - Analysis Free Practice 2nd Session

10	2'37.928	5.100	10.411	29.470	23.475	3'46.384 P	264.5	15:08'35.036
11	33.574	5.047	**10.079**	29.462	23.519	1'41.681	267.8	15:10'16.717
12	**33.266**	5.028	10.115	**29.065**	23.641	1'41.115	**269.8**	15:11'57.832
13	33.702	5.065	10.289	29.157	23.747	1'41.960	267.8	15:13'39.792
14	33.292	**5.015**	10.172	29.131	**23.450**	**1'41.060**	267.8	15:15'20.852

11° 27 R. CECCHINI (1'41.131)

Lap	Seg. 1	Seg. 2	Seg. 3	Seg. 4	Seg. 5	Lap Time	km/h	Local Time
		5.306	11.335	30.768	23.918		256.3	14:47'10.678
1	33.598	5.031	10.312	29.642	23.450	1'42.033	265.8	14:48'52.711
2	33.381	5.024	**10.185**	**29.293**	23.248	**1'41.131**	264.5	14:50'33.842
3	**33.055**	**4.978**	10.286	29.982	**23.244**	1'41.545	**271.8**	14:52'15.387

12° 59 A. SCHACHT (1'41.307)

Lap	Seg. 1	Seg. 2	Seg. 3	Seg. 4	Seg. 5	Lap Time	km/h	Local Time
		5.395	11.502	30.502	25.202		246.3	14:48'00.200
1	34.587	5.110	10.675	29.942	24.244	1'44.558	264.5	14:49'44.758
2	34.129	5.114	10.413	29.726	24.053	1'43.435	263.8	14:51'28.193
3	33.864	5.121	10.351	29.565	23.814	1'42.715	265.1	14:53'10.908
4	35.171	5.289	11.292	30.746	25.768	1'48.266 P	252.7	14:54'59.174
5	7'12.122	5.818	11.148	30.762	24.474	8'24.324 P	247.4	15:03'23.498
6	34.813	5.147	10.605	29.536	23.822	1'43.923	261.9	15:05'07.421
7	33.733	5.085	11.019	29.490	23.727	1'43.054	264.5	15:06'50.475
8	33.660	5.120	10.488	29.402	23.754	1'42.424	261.9	15:08'32.899
9	33.834	5.099	10.341	29.444	23.673	1'42.391	263.8	15:10'15.290
10	33.565	5.078	10.364	29.506	23.814	1'42.327	265.8	15:11'57.617
11	34.303	**5.038**	10.460	29.305	23.553	1'42.659	262.5	15:13'40.276
12	**33.491**	5.051	**10.183**	**29.165**	**23.417**	**1'41.307**	**267.1**	15:15'21.583

13° 34 B. NEMETH (1'41.463)

Lap	Seg. 1	Seg. 2	Seg. 3	Seg. 4	Seg. 5	Lap Time	km/h	Local Time
		5.454	12.151	35.008	25.265		239.7	14:48'18.929
1	34.049	5.013	10.675	29.984	24.080	1'43.801	268.4	14:50'02.730
2	33.582	5.009	10.514	29.668	23.745	1'42.518	267.1	14:51'45.248
3	33.314	5.001	10.351	29.446	23.645	1'41.757	269.1	14:53'27.005
4	35.126	5.851	11.624	35.463	30.367	1'58.431 P	244.1	14:55'25.436
5	4'58.465	5.312	11.419	32.419	24.989	6'12.604 P	259.4	15:01'38.040
6	33.325	5.005	10.329	29.134	23.670	**1'41.463**	269.1	15:03'19.503
7	**33.233**	**4.994**	**10.229**	**29.065**	25.500	1'43.021	**269.8**	15:05'02.524
8	34.591	5.164	10.654	29.724	25.140	1'45.273 P	263.2	15:06'47.797
9	2'44.240	6.674	11.828	30.697	27.382	4'00.821 P	182.8	15:10'48.618
10	40.785	6.126	11.516	30.464	24.166	1'53.057	239.2	15:12'41.675
11	33.433	5.048	10.336	29.213	**23.580**	1'41.610	268.4	15:14'23.285
12	33.320	5.011	10.312	29.928	23.608	1'42.179	269.1	15:16'05.464

14° 77 N. WALRAVEN (1'41.587)

Lap	Seg. 1	Seg. 2	Seg. 3	Seg. 4	Seg. 5	Lap Time	km/h	Local Time
		5.088	11.069	30.814	24.686		257.5	14:46'55.975
1	34.225	5.065	10.239	29.381	23.999	1'42.909	**266.4**	14:48'38.884
2	**33.289**	5.065	10.433	**29.303**	23.497	**1'41.587**	265.1	14:50'20.471
3	33.499	5.067	10.304	29.374	23.576	1'41.820	265.1	14:52'02.291
4	33.520	**5.045**	10.265	29.403	23.607	1'41.840	265.8	14:53'44.131
5	34.459	6.216	11.712	31.098	24.825	1'48.310 P	207.0	14:55'32.441
6	4'54.551	5.098	10.621	30.049	23.601	6'03.920 P	263.8	15:01'36.361
7	33.522	5.103	10.366	29.405	23.608	1'42.004	264.5	15:03'18.365
8	33.555	5.092	**10.236**	29.603	**23.495**	1'41.981	263.8	15:05'00.346
9	37.408	9.271	15.586	31.461	24.291	1'58.017 P	143.7	15:06'58.363
10	3'14.576	5.092	10.444	29.657	23.699	4'23.468 P	265.1	15:11'21.831
11	33.396	5.079	10.243	29.470	23.527	1'41.715	263.8	15:13'03.546
12	33.527	5.066	10.333	29.496	23.733	1'42.155	260.6	15:14'45.701
13	47.240	5.808	11.016	31.903	30.298	2'06.265 P	248.0	15:16'51.966

15° 11 K. SMITH (1'41.645)

Lap	Seg. 1	Seg. 2	Seg. 3	Seg. 4	Seg. 5	Lap Time	km/h	Local Time
		5.156	11.257	30.103	24.714		260.0	14:46'57.861
1	34.619	5.045	10.298	29.108	24.092	1'43.162	270.5	14:48'41.023
2	34.367	**4.962**	10.422	29.097	**23.753**	1'42.601	**271.8**	14:50'23.624
3	35.456	5.439	12.982	35.553	26.366	1'55.796 P	227.6	14:52'19.420
4	8'21.042	13.790	24.051	56.158	43.582	10'38.623 P	96.4	15:02'58.043
5	3'30.231	5.066	10.936	29.705	24.009	4'39.947 P	261.9	15:07'37.990
6	**33.395**	5.050	**10.132**	30.171	24.010	1'42.758 P	267.8	15:09'20.748
7	2'56.352	5.034	10.361	29.973	24.417	4'06.137 P	267.8	15:13'26.885
8	33.550	5.059	10.251	**29.023**	23.762	**1'41.645**	267.8	15:15'08.530

16° 4 J. DAY (1'41.748)

Lap	Seg. 1	Seg. 2	Seg. 3	Seg. 4	Seg. 5	Lap Time	km/h	Local Time
		5.106	10.975	30.317	24.352		264.5	14:46'59.124
1	33.984	5.017	10.535	29.453	24.041	1'43.030	269.1	14:48'42.154
2	33.820	5.002	10.597	30.084	24.252	1'43.755	**271.1**	14:50'25.909
3	34.484	**4.997**	10.933	30.089	23.443	1'43.946 P	270.5	14:52'09.855
4	4'05.527	5.075	10.680	29.661	23.874	5'14.817 P	265.8	14:57'24.672
5	33.736	5.043	**10.177**	**29.133**	**23.659**	**1'41.748**	266.4	14:59'06.420
6	33.404	5.076	10.432	29.242	23.907	1'42.061	265.8	15:00'48.481
7	33.756	5.124	10.465	30.464	22.615	1'42.424 P	264.5	15:02'30.905
8	3'41.026	5.082	10.621	29.562	23.789	4'50.080 P	265.1	15:07'20.985
9	33.454	5.113	10.196	29.297	23.738	1'41.798	264.5	15:09'02.783
10	**33.300**	5.073	10.225	29.717	23.794	1'42.109	265.8	15:10'44.892
11	33.528	5.062	10.194	29.419	23.742	1'41.945	266.4	15:12'26.837
12	36.796	5.619	11.337	30.484	24.043	1'48.279	239.7	15:14'15.116
13	34.203	5.092	10.657	30.251	23.837	1'44.040	265.1	15:15'59.156

17° 169 D. MCFADDEN (1'42.034)

Lap	Seg. 1	Seg. 2	Seg. 3	Seg. 4	Seg. 5	Lap Time	km/h	Local Time
		5.297	11.394	31.267	24.891		231.0	14:46'56.567
1	34.329	**5.001**	10.410	29.683	24.370	1'43.793	**267.1**	14:48'40.360
2	33.956	6.298	12.020	30.172	22.111	1'44.557 P	166.6	14:50'24.917
3	4'34.799	5.103	10.461	29.699	23.975	5'44.037 P	264.5	14:56'08.954
4	**33.345**	5.074	10.195	29.415	24.005	**1'42.034**	261.3	14:57'50.988
5	33.506	5.073	**10.192**	29.640	25.470	1'43.881	263.2	14:59'34.869
6	34.380	5.097	10.273	29.671	24.668	1'44.089	263.8	15:01'18.958
7	34.046	5.101	10.782	30.170	23.346	1'43.445 P	266.4	15:03'02.403
8	4'37.706	5.890	11.088	29.603	**23.800**	5'48.087 P	211.5	15:08'50.490
9	33.788	5.119	10.375	**29.386**	24.180	1'42.848	261.9	15:10'33.338
10	33.532	5.094	10.368	29.472	23.892	1'42.358	265.8	15:12'15.696
11	33.460	5.052	10.327	29.694	24.572	1'43.105	265.1	15:13'58.801
12	49.572	6.776	13.417	35.060	25.103	2'09.928 P	209.0	15:16'08.729

18° 39 R. PAGAUD (1'42.406)

Lap	Seg. 1	Seg. 2	Seg. 3	Seg. 4	Seg. 5	Lap Time	km/h	Local Time
		5.248	11.720	31.481	24.835		252.7	14:46'55.595
1	33.719	5.027	10.502	29.908	24.131	1'43.287	**270.5**	14:48'38.882
2	33.996	5.025	10.848	30.018	24.522	1'44.409	**270.5**	14:50'23.291
3	42.169	8.994	15.328	31.111	24.483	2'02.085	132.4	14:52'25.376
4	33.590	5.009	10.727	29.956	24.042	1'43.324	269.8	14:54'08.700
5	33.630	5.035	10.674	29.563	24.000	1'42.902	268.4	14:55'51.602
6	35.997	5.746	11.289	31.346	25.154	1'49.532 P	234.5	14:57'41.134
7	5'08.164	5.306	11.209	30.472	24.635	6'19.786 P	258.1	15:04'00.920
8	33.630	5.032	**10.394**	29.657	23.974	1'42.687	268.4	15:05'43.607
9	34.934	5.621	10.894	33.092	27.155	1'51.696	248.0	15:07'35.303
10	33.378	5.045	10.508	30.119	24.470	1'43.520	269.1	15:09'18.823
11	38.769	6.002	10.993	34.780	**23.884**	1'54.428	241.9	15:11'13.251
12	**33.328**	**5.006**	10.461	29.623	23.988	**1'42.406**	**270.5**	15:12'55.657
13	33.759	5.041	10.584	29.570	24.189	1'43.143	268.4	15:14'38.800
14	33.707	5.043	10.465	**29.482**	23.997	1'42.694	264.5	15:16'21.494

19° 3 S. SUCHET (1'42.520)

Lap	Seg. 1	Seg. 2	Seg. 3	Seg. 4	Seg. 5	Lap Time	km/h	Local Time
		5.234	11.686	31.749	24.679		256.3	14:46'55.821
1	34.784	4.981	10.447	30.124	24.414	1'44.750	**273.2**	14:48'40.571
2	34.032	5.001	10.335	**29.594**	23.901	1'42.863	270.5	14:50'23.434
3	34.153	4.995	**10.093**	30.083	24.125	1'43.449	271.8	14:52'06.883
4	34.015	5.074	10.310	30.236	23.947	1'43.582	269.1	14:53'50.465
5	39.181	5.517	11.074	32.429	24.535	1'52.736 P	252.7	14:55'43.201
6	5'08.805	5.067	11.005	30.718	24.227	6'19.822 P	262.5	15:02'03.023
7	33.996	4.978	10.270	29.800	**23.714**	1'42.758	270.5	15:03'45.781
8	**33.719**	5.129	10.338	29.662	23.820	1'42.668	261.3	15:05'28.449
9	33.873	5.011	10.323	29.842	24.082	1'43.131	269.8	15:07'11.580
10	33.943	5.003	10.275	29.898	23.747	1'42.866	269.1	15:08'54.446
11	37.079	6.938	12.137	30.804	24.119	1'51.077	198.6	15:10'45.523
12	33.774	5.052	10.336	29.614	23.744	**1'42.520**	269.1	15:12'28.043
13	33.932	5.027	10.313	30.062	24.015	1'43.349	269.1	15:14'11.392
14	33.843	**4.971**	10.408	30.047	24.158	1'43.427	272.5	15:15'54.819

20° 41 F. D'ANNUNZIO (1'42.863)

Lap	Seg. 1	Seg. 2	Seg. 3	Seg. 4	Seg. 5	Lap Time	km/h	Local Time
		5.211	11.177	30.355	25.172		258.8	14:48'34.103
1	37.937	5.213	11.180	30.175	24.288	1'48.793	255.1	14:50'22.896
2	34.241	**5.016**	10.539	30.578	24.460	1'44.834	**267.1**	14:52'07.730
3	33.827	5.036	10.547	30.008	**24.134**	1'43.552	**267.1**	14:53'51.282
4	36.944	7.690	11.414	30.605	25.862	1'52.515 P	178.2	14:55'43.797
5	6'36.264	5.308	11.070	29.966	24.609	7'47.217 P	255.7	15:03'31.014
6	33.968	5.185	10.744	30.203	24.828	1'44.928	263.2	15:05'15.942
7	33.908	5.033	10.631	29.614	24.515	1'43.701	265.1	15:06'59.643
8	**33.734**	5.031	**10.393**	**29.562**	24.143	**1'42.863**	**267.1**	15:08'42.506
9	33.738	5.078	14.439	32.062	24.118	1'49.435 P	265.8	15:10'31.941
10	2'22.821	5.072	11.002	29.827	24.194	3'32.916 P	263.2	15:14'04.857
11	33.756	5.020	10.538	29.588	24.213	1'43.115	**267.1**	15:15'47.972

21° 82 K. PESEK (1'42.912)

Lap	Seg. 1	Seg. 2	Seg. 3	Seg. 4	Seg. 5	Lap Time	km/h	Local Time
		5.115	11.133	31.557	24.619		263.2	14:48'40.495
1	34.826	**5.030**	10.883	30.172	24.046	1'44.957	265.1	14:50'25.452
2	34.466	5.053	10.789	30.379	24.040	1'44.727	265.8	14:52'10.179
3	34.151	5.046	10.484	29.976	23.877	1'43.534	265.8	14:53'53.713
4	34.544	5.153	10.865	30.053	24.434	1'45.049	261.9	14:55'38.762
5	34.560	5.059	10.538	30.065	24.029	1'44.251	263.8	14:57'23.013

P = Pits In/Out - C = Lap-Time Cancelled

PIRELLI
Official Tyre Supplier

TISSOT
SWISS WATCHES SINCE 1853
Official Timekeeper

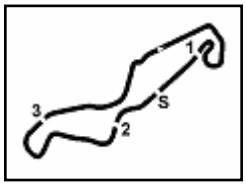

TT Circuit 4.542 m

Assen, 25-26-27 April 2014

Superstock 1000 - Analysis Free Practice 2nd Session

6	36.797	5.099	10.952	30.936	23.416	1'47.200 P	262.5	14:59'10.213
7	6'28.846	9.181	13.875	31.235	24.497	7'47.634 P	137.8	15:06'57.847
8	34.435	5.112	10.785	30.032	24.184	1'44.548	263.2	15:08'42.395
9	34.434	5.034	10.608	29.922	23.792	1'43.790	**267.1**	15:10'26.185
10	33.945	5.048	10.497	**29.779**	**23.643**	**1'42.912**	266.4	15:12'09.097
11	**33.927**	5.094	10.588	29.859	25.401	1'44.869	263.2	15:13'53.966
12	34.126	5.052	**10.441**	29.880	23.916	1'43.415	266.4	15:15'37.381

22° 12 J. CREA (1'43.658)

Lap	Seg. 1	Seg. 2	Seg. 3	Seg. 4	Seg. 5	Lap Time	km/h	Local Time
		5.310	11.363	31.312	24.899		241.9	14:46'56.465
1	34.732	**5.001**	10.507	29.921	24.343	1'44.504	**271.8**	14:48'40.969
2	34.595	5.017	10.802	30.148	24.239	1'44.801	264.5	14:50'25.770
3	34.430	5.008	10.945	30.104	**24.073**	1'44.560	269.1	14:52'10.330
4	34.227	5.100	10.571	29.722	24.660	1'44.280	263.8	14:53'54.610
5	34.450	5.071	10.541	29.932	24.340	1'44.334	267.8	14:55'38.944
6	34.654	5.096	10.505	29.971	24.389	1'44.615 P	268.4	14:57'23.559
7	6'09.977	5.223	12.829	32.107	25.360	7'25.496 P	239.7	15:04'49.055
8	35.325	5.209	10.984	30.484	24.954	1'46.956	262.5	15:06'36.011
9	34.696	5.135	10.976	31.193	29.070	1'51.070	263.8	15:08'27.081
10	36.704	6.534	10.845	32.468	24.353	1'50.904	222.4	15:10'17.985
11	34.127	5.062	**10.426**	**29.664**	24.532	1'43.811	267.8	15:12'01.796
12	**34.103**	5.083	10.451	29.702	24.319	**1'43.658**	267.1	15:13'45.454

23° 93 A. BUTTI (1'43.711)

Lap	Seg. 1	Seg. 2	Seg. 3	Seg. 4	Seg. 5	Lap Time	km/h	Local Time
		5.096	11.204	31.352	25.316		265.1	14:48'57.515
1	34.918	5.089	10.796	30.660	24.853	1'46.316	265.1	14:50'43.831
2	34.658	5.105	10.760	30.508	25.504	1'46.535	265.1	14:52'30.366
3	34.747	5.095	10.842	30.407	24.960	1'46.051	263.8	14:54'16.417
4	45.101	5.500	14.160	36.090	29.458	2'10.309 P	220.1	14:56'26.726
5	2'46.693	5.157	12.811	38.575	39.839	4'23.075 P	263.2	15:00'49.801
6	36.426	5.217	11.352	34.055	25.701	1'52.751 P	262.5	15:02'42.552
7	1'48.354	5.241	13.164	33.649	25.100	3'05.508 P	260.0	15:05'48.060
8	34.539	5.082	10.633	30.561	24.724	1'45.539	264.5	15:07'33.599
9	34.318	5.107	10.562	30.515	24.496	1'44.998	264.5	15:09'18.597
10	33.892	**5.039**	**10.467**	30.187	24.929	1'44.514	**268.4**	15:11'03.111
11	**33.764**	5.047	10.550	**30.071**	**24.279**	**1'43.711**	267.1	15:12'46.822
12	42.534	9.029	16.732	39.037	29.832	2'17.164 P	139.8	15:15'03.986

24° 90 J. ALVIZ (1'44.723)

Lap	Seg. 1	Seg. 2	Seg. 3	Seg. 4	Seg. 5	Lap Time	km/h	Local Time
		5.482	12.717	32.975	26.727		240.3	14:48'00.038
1	36.695	5.119	11.343	30.841	25.914	1'49.912	261.3	14:49'49.950
2	35.193	5.130	11.284	30.907	25.353	1'47.867	261.3	14:51'37.817
3	34.793	5.060	11.309	30.673	25.421	1'47.256	255.1	14:53'25.073
4	35.178	5.104	11.382	30.592	25.687	1'47.943	259.4	14:55'13.016
5	34.974	5.089	11.212	30.349	25.014	1'46.638	262.5	14:56'59.654
6	36.104	5.108	11.388	32.916	26.321	1'51.837 P	258.8	14:58'51.491
7	3'23.773	5.170	11.712	30.832	25.815	4'37.302 P	235.0	15:03'28.793
8	35.255	5.371	11.225	30.166	25.033	1'47.050	258.8	15:05'15.843
9	35.129	5.112	11.292	29.925	24.882	1'46.340	251.5	15:07'02.183
10	**34.306**	5.074	10.945	**29.727**	24.671	**1'44.723**	262.5	15:08'46.906
11	34.583	**5.036**	11.012	31.893	25.621	1'48.145	256.3	15:10'35.051
12	34.762	5.471	12.244	31.982	24.851	1'49.310	247.4	15:12'24.361
13	34.655	5.087	11.057	29.977	**24.523**	1'45.299	262.5	15:14'09.660
14	34.556	5.077	**10.816**	29.797	25.163	1'45.409	**267.1**	15:15'55.069

25° 7 J. AYER (1'44.860)

Lap	Seg. 1	Seg. 2	Seg. 3	Seg. 4	Seg. 5	Lap Time	km/h	Local Time
		5.218	11.697	31.329	25.250		246.9	14:46'57.639
1	35.378	5.110	11.093	30.552	25.111	1'47.244	261.3	14:48'44.883
2	35.186	5.159	10.894	30.608	24.855	1'46.702	253.9	14:50'31.585
3	34.991	**5.069**	10.793	30.243	24.698	1'45.794	267.8	14:52'17.379
4	34.989	5.157	10.699	30.392	24.924	1'46.161	263.8	14:54'03.540
5	34.496	5.151	10.733	30.606	25.130	1'46.116	264.5	14:55'49.656
6	34.889	5.133	10.628	30.497	24.798	1'45.945	264.5	14:57'35.601
7	35.056	5.228	10.932	**30.146**	25.619	1'46.981 P	261.9	14:59'22.582
8	3'37.691	5.213	11.021	30.925	25.853	4'50.703 P	261.9	15:04'13.285
9	34.999	5.152	10.779	30.697	25.104	1'46.731	263.8	15:06'00.016
10	34.694	5.168	10.711	30.692	24.974	1'46.239	263.8	15:07'46.255
11	37.305	6.842	11.007	30.330	24.995	1'50.479	236.1	15:09'36.734
12	34.629	5.170	10.611	30.185	24.939	1'45.534	264.5	15:11'22.268
13	34.655	5.090	**10.558**	30.471	24.498	1'45.272	**268.4**	15:13'07.540
14	**34.378**	5.119	10.579	30.316	**24.468**	**1'44.860**	265.8	15:14'52.400
15	40.121	5.157	10.703	30.502	24.990	1'51.473	264.5	15:16'43.873

26° 95 J. MAYER (1'44.908)

Lap	Seg. 1	Seg. 2	Seg. 3	Seg. 4	Seg. 5	Lap Time	km/h	Local Time
		5.110	11.074	30.240	24.964		258.8	14:47'00.076
1	34.593	5.048	10.880	30.073	24.655	1'45.249	263.2	14:48'45.325
2	34.663	5.110	10.849	30.948	28.405	1'49.975	267.1	14:50'35.300
3	34.520	**5.025**	11.932	38.571	25.823	1'55.871	**268.4**	14:52'31.171
4	34.696	5.062	10.713	**30.042**	25.262	1'45.775	265.8	14:54'16.946
5	35.309	6.630	11.497	35.372	26.177	1'54.985	208.6	14:56'11.931
6	34.500	5.086	10.702	30.182	24.688	1'45.158	261.3	14:57'57.089
7	39.907	5.420	11.939	34.971	26.058	1'58.295	258.1	14:59'55.384
8	37.810	6.361	11.506	33.534	25.266	1'54.477	237.6	15:01'49.861
9	34.510	5.104	**10.671**	30.308	24.837	1'45.430	267.1	15:03'35.291
10	34.503	5.064	10.738	30.371	24.512	1'45.188	**268.4**	15:05'20.479
11	**34.457**	6.259	13.631	37.186	25.359	1'56.892 P	196.1	15:07'17.371
12	5'29.468	8.599	14.506	38.218	29.630	7'00.421 P	186.6	15:14'17.792
13	34.509	5.122	10.755	30.181	**24.341**	**1'44.908**	256.9	15:16'02.700

P = Pits In/Out - C = Lap-Time Cancelled

PIRELLI
Official Tyre Supplier

TISSOT
SWISS WATCHES SINCE 1853
Official Timekeeper