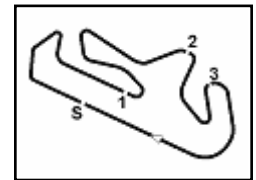




45
WSBK



Portimão, 4-5-6 July 2014
Superbike - Analysis Race 1

Portimao 4.592 m

1 / 4

Table for rider 1 T. SYKES (1'43.167) showing lap times and speeds across 20 laps.

Table for rider 65 J. REA (1'43.604) showing lap times and speeds across 20 laps.

Table for rider 50 S. GUINTOLI (1'43.308) showing lap times and speeds across 20 laps.

Table for rider 22 A. LOWES (1'43.976) showing lap times and speeds across 20 laps.

Table for rider 76 L. BAZ (1'43.437) showing lap times and speeds across 20 laps.

Table for rider 34 D. GIUGLIANO (1'43.738) showing lap times and speeds across 20 laps.

Table for rider 33 M. MELANDRI (1'43.490) showing lap times and speeds across 20 laps.

Table for rider 58 E. LAVERTY (1'43.847) showing lap times and speeds across 4 laps.

P = Pits In/Out - C = Lap-Time Cancelled

FICR PERUGIA TIMING



Official Tyre Supplier



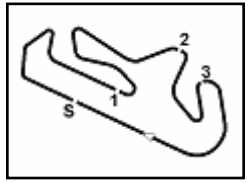
Official Timekeeper



45

WSBK

102/08



Portimão, 4-5-6 July 2014
Superbike - Analysis Race 1

Portimao 4.592 m

2 / 4

Table with 10 columns: Lap, Seg. 1, Seg. 2, Seg. 3, Seg. 4, Seg. 5, Lap Time, km/h, Local Time. Shows data for race participants 5 through 20.

Table with 10 columns: Lap, Seg. 1, Seg. 2, Seg. 3, Seg. 4, Seg. 5, Lap Time, km/h, Local Time. Shows data for participant 20.

86 A. BADOVINI (1'44.824)

Table with 10 columns: Lap, Seg. 1, Seg. 2, Seg. 3, Seg. 4, Seg. 5, Lap Time, km/h, Local Time. Shows detailed lap data for 86 A. BADOVINI.

44 D. SALOM (1'44.677)

Table with 10 columns: Lap, Seg. 1, Seg. 2, Seg. 3, Seg. 4, Seg. 5, Lap Time, km/h, Local Time. Shows detailed lap data for 44 D. SALOM.

2 C. IDDON (1'44.512)

Table with 10 columns: Lap, Seg. 1, Seg. 2, Seg. 3, Seg. 4, Seg. 5, Lap Time, km/h, Local Time. Shows detailed lap data for 2 C. IDDON.

52 S. BARRIER (1'44.665)

Table with 10 columns: Lap, Seg. 1, Seg. 2, Seg. 3, Seg. 4, Seg. 5, Lap Time, km/h, Local Time. Shows detailed lap data for 52 S. BARRIER.

11 J. GUARNONI (1'45.217)

Table with 10 columns: Lap, Seg. 1, Seg. 2, Seg. 3, Seg. 4, Seg. 5, Lap Time, km/h, Local Time. Shows detailed lap data for 11 J. GUARNONI.

91 L. HASLAM (1'43.718)

Table with 10 columns: Lap, Seg. 1, Seg. 2, Seg. 3, Seg. 4, Seg. 5, Lap Time, km/h, Local Time. Shows detailed lap data for 91 L. HASLAM.

59 N. CANEPA (1'45.272)

Table with 10 columns: Lap, Seg. 1, Seg. 2, Seg. 3, Seg. 4, Seg. 5, Lap Time, km/h, Local Time. Shows detailed lap data for 59 N. CANEPA.

P = Pits In/Out - C = Lap-Time Cancelled

FICR PERUGIA TIMING



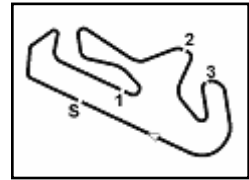
Official Tyre Supplier



Official Timekeeper



45
WSBK



Portimão, 4-5-6 July 2014
Superbike - Analysis Race 1

102/08

Portimao 4.592 m

3 / 4

Table with 10 columns: Lap, Seg. 1, Seg. 2, Seg. 3, Seg. 4, Seg. 5, Lap Time, km/h, Local Time. Rows 12-20.

Table with 10 columns: Lap, Seg. 1, Seg. 2, Seg. 3, Seg. 4, Seg. 5, Lap Time, km/h, Local Time. Rows 5-19.

7 C. DAVIES (1'43.738)

Table with 10 columns: Lap, Seg. 1, Seg. 2, Seg. 3, Seg. 4, Seg. 5, Lap Time, km/h, Local Time. Rows 1-15.

48 R. RUSSO (1'44.841)

Table with 10 columns: Lap, Seg. 1, Seg. 2, Seg. 3, Seg. 4, Seg. 5, Lap Time, km/h, Local Time. Rows 1-20.

67 B. STARING (1'45.551)

Table with 10 columns: Lap, Seg. 1, Seg. 2, Seg. 3, Seg. 4, Seg. 5, Lap Time, km/h, Local Time. Rows 1-13.

21 A. ANDREOZZI (1'45.891)

Table with 10 columns: Lap, Seg. 1, Seg. 2, Seg. 3, Seg. 4, Seg. 5, Lap Time, km/h, Local Time. Rows 1-20.

56 P. SEBESTYEN (1'48.629)

Table with 10 columns: Lap, Seg. 1, Seg. 2, Seg. 3, Seg. 4, Seg. 5, Lap Time, km/h, Local Time. Rows 1-12.

20 A. YATES (1'48.322)

Table with 10 columns: Lap, Seg. 1, Seg. 2, Seg. 3, Seg. 4, Seg. 5, Lap Time, km/h, Local Time. Rows 1-19.

32 S. MORAIS (1'45.505)

Table with 10 columns: Lap, Seg. 1, Seg. 2, Seg. 3, Seg. 4, Seg. 5, Lap Time, km/h, Local Time. Rows 1-6.

16 G. RIZMAYER (1'48.328)

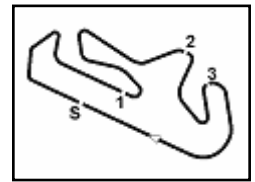
Table with 10 columns: Lap, Seg. 1, Seg. 2, Seg. 3, Seg. 4, Seg. 5, Lap Time, km/h, Local Time. Rows 1-4.

24 T. ELIAS (1'44.527)

Table with 10 columns: Lap, Seg. 1, Seg. 2, Seg. 3, Seg. 4, Seg. 5, Lap Time, km/h, Local Time. Rows 1-5.

P = Pits In/Out - C = Lap-Time Cancelled





Portimao 4.592 m

Portimão, 4-5-6 July 2014
Superbike - Analysis Race 1
9 F. FORET (1'46.443)

| Lap | Seg. 1 | Seg. 2 | Seg. 3 | Seg. 4 | Seg. 5 | Lap Time | km/h | Local Time |
|-----|--------------|---------------|---------------|---------------|---------------|-----------------|--------------|--------------|
| 1 | | | 32.513 | 21.080 | 19.795 | 1'51.560P | | 12:02'40.419 |
| 2 | 5.460 | 28.967 | 31.777 | 20.947 | 19.782 | 1'46.933 | 273.4 | 12:04'27.352 |
| 3 | 5.503 | 28.431 | 31.755 | 20.892 | 19.862 | 1'46.443 | 278.4 | 12:06'13.795 |
| 4 | 5.546 | 28.363 | 31.813 | 21.380 | 20.804 | 1'47.906 | 279.8 | 12:08'01.701 |

99 G. MAY (1'48.968)

| Lap | Seg. 1 | Seg. 2 | Seg. 3 | Seg. 4 | Seg. 5 | Lap Time | km/h | Local Time |
|-----|--------------|---------------|---------------|---------------|---------------|-----------------|--------------|--------------|
| 1 | | | 32.859 | 21.419 | 19.883 | 2'02.521 | | 12:02'51.380 |
| 2 | 5.482 | 29.312 | 32.801 | 21.446 | 20.215 | 1'49.256 | 278.4 | 12:04'40.636 |
| 3 | 5.560 | 29.312 | 32.535 | 21.402 | 20.159 | 1'48.968 | 270.0 | 12:06'29.604 |
| 4 | 5.574 | 29.531 | 33.965 | 22.507 | 25.329 | 1'56.906P | 266.7 | 12:08'26.510 |

P = Pits In/Out - C = Lap-Time Cancelled