

Phillip Island 4.445 m

1 / 2

Phillip Island, 20-21-22 February 2015

Superbike - Results Race 1

Laps 22 = 97,790 Km - Time Of Race 33'58.385 - Avg. 172,707 km/h

Pos Race	Grid	No. Rider	Nat	Team	Bike	LL	Gap	Fastest Lap	Speed	Qualifying		Ranking			
										Time	Speed	R1	R2	Tot	Pos
1	1	65 J. REA	GBR	Kawasaki Racing Team	Kawasaki ZX-10R	22		1'31.925	314,9	1'31.212	311,2	25	25	1	
2	3	91 L. HASLAM	GBR	Aprilia Racing Team - Red Devils	Aprilia RSV4 RF	22	0.039	1'31.826	320,5	1'31.507	313,0	20	20	2	
3	2	7 C. DAVIES	GBR	Aruba.it Racing-Ducati SBK Team	Ducati Panigale R	22	0.496	1'31.843	319,5	1'31.238	313,0	16	16	3	
4	7	81 J. TORRES	ESP	Aprilia Racing Team - Red Devils	Aprilia RSV4 RF	22	2.259	1'31.832	324,3	1'32.243	305,9	13	13	4	
5	4	60 M. VD MARK	NED	PATA Honda World Superbike Team	Honda CBR1000RR SP	22	9.838	1'31.966	319,5	1'31.613	313,0	11	11	5	
6	8	66 T. SYKES	GBR	Kawasaki Racing Team	Kawasaki ZX-10R	22	13.761	1'32.016	317,6	1'32.265	305,9	10	10	6	
7	9	1 S. GUINTOLI	FRA	PATA Honda World Superbike Team	Honda CBR1000RR SP	22	14.021	1'32.121	320,5	1'32.446	314,0	9	9	7	
8	6	18 N. TEROL	ESP	Althea Racing	Ducati Panigale R	22	15.954	1'32.080	319,5	1'32.081	311,2	8	8	8	
9	5	22 A. LOWES	GBR	VOLTCOM Crescent Suzuki	Suzuki GSX-R1000	22	21.106	1'32.690	318,6	1'32.042	310,3	7	7	9	
10	14	2 L. CAMIER	GBR	MV Agusta Reparto Corse	MV Agusta 1000 F4	22	24.771	1'32.999	307,7	1'32.668	303,4	6	6	10	
11	10	15 M. BAIOCO	ITA	Althea Racing	Ducati Panigale R	22	28.920	1'33.146	316,7	1'32.841	310,3	5	5	11	
12	24	36 L. MERCADO	ARG	BARNI Racing Team	Ducati Panigale R	22	35.929	1'33.297	315,8	0.000	308,6	4	4	12	
13	13	21 T. BAYLISS	AUS	Aruba.it Racing-Ducati SBK Team	Ducati Panigale R	22	40.315	1'32.346	314,0	1'32.201	305,1	3	3	13	
14	15	77 J. METCHER	AUS	Race Center - Demolition Plus	Kawasaki ZX-10R	22	45.090	1'33.513	305,1	1'32.727	304,2	2	2	14	
15	17	20 S. BARRIER	FRA	BMW Motorrad Italia SBK Team	BMW S1000 RR	22	46.444	1'33.281	314,0	1'33.057	309,5	1	1	15	
16	19	40 R. RAMOS	ESP	Team Go Eleven	Kawasaki ZX-10R	22	53.331	1'33.657	309,5	1'33.716	301,7				
17	12	14 R. DE PUNIET	FRA	VOLTCOM Crescent Suzuki	Suzuki GSX-R1000	22	58.811	1'32.402	315,8	1'31.885	305,1				
18	21	72 L. PEGRAM	USA	Team Hero EBR	EBR 1190 RX	22	1'06.071	1'34.513	293,5	1'34.323					
19	20	51 S. BARRAGÁN	ESP	Grillini SBK Team	Kawasaki ZX-10R	22	1'06.110	1'34.507	291,9	1'33.960					
20	23	10 I. TOTH	HUN	BMW Team Toth	BMW S1000 RR	21	1 Lap	1'37.967	300,8	1'36.699					
-----Not Classified-----															
RET	16	59 N. CANEPA	ITA	Team Hero EBR	EBR 1190 RX	15	7 Laps	1'33.241	306,8	1'32.998	296,7				
RET	22	23 C. PONSSON	FRA	Grillini SBK Team	Kawasaki ZX-10R	9	13 Laps	1'34.843	303,4	1'34.324					

AIR	Humidity:	47%	Temp:	30°C
TRACK	Condition:	Dry	Temp:	42°C

Fastest Lap	16° Leon Haslam	1'31.826	174,264	Km/h
Lap Record:	2014 C.Davies	1'30.949	175,940	Km/h
Best Lap:	2014 S.Guintoli	1'30.038	177,720	Km/h

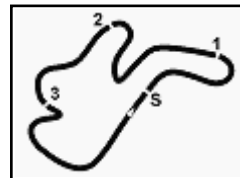
No.	Rider	From	To	Laps	Total
65	J. REA	1	12	12	
91	L. HASLAM	13	13	1	1
65	J. REA	14	22	9	21

No.	Rider	Laps
65	J. REA	21
91	L. HASLAM	1

22/02/2015 Start 12:01 End 12:36 The results are provisional until the end of the time limit for protests and appeals and the completion of the technical checks.

FCR PERDIA TINING





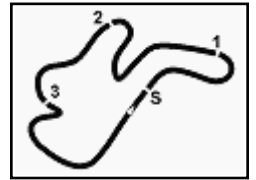
Phillip Island, 20-21-22 February 2015
Superbike - Results Race 1

RACE HIGHLIGHTS

11.57.58		Warm-up Lap Start
12.01.19		Start
12.03.53		No Jump Start
12.16.36	23 Ponsson	Entered Pits
12.18.26	23 Ponsson	Retired
12.22.56	91 Haslam	On the Gravel - Re-Joined
12.24.56	59 Canepa	Crashed - Turn 2
12.26.15	59 Canepa	Out
12.27.45	14 de Puniet	On the Gravel - Re-Joined - Turn 2
12.36.35		End Of Session

22/02/2015 Start 12:01 End 12:36

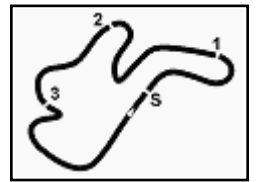
The results are provisional until the end of the time limit for protests and appeals and the completion of the technical checks.



Phillip Island 4.445 m

Phillip Island, 20-21-22 February 2015
Superbike - Lap Chart Race 1

		Lap																						
		1	2	3	4	5	6	7	8	9	10	11	12	13	14	15	16	17	18	19	20	21	22	
Pos	1	65	65	65	65	65	65	65	65	65	65	65	65	91	65	65	65	65	65	65	65	65	65	
	2	91	91	91	7	7	7	7	7	91	91	91	91	65	7	7	7	7	7	7	7	7	91	91
	3	7	7	7	91	91	91	91	91	7	7	7	7	7	91	81	81	81	81	91	91	91	7	7
	4	66	66	66	60	60	60	81	81	81	81	81	81	81	81	91	91	91	91	81	81	81	81	81
	5	18	18	60	66	81	81	60	60	60	60	60	60	60	60	60	60	60	60	60	60	60	60	60
	6	60	60	18	18	18	18	18	18	18	18	18	1	1	1	1	1	1	1	1	1	1	1	66
	7	81	21	81	81	1	1	1	1	1	1	1	18	18	18	18	18	18	66	66	66	66	66	1
	8	21	81	21	21	21	14	14	14	14	66	66	66	66	66	66	66	18	18	18	18	18	18	18
	9	14	1	1	1	14	21	21	66	66	14	14	14	21	21	22	22	22	22	22	22	22	22	22
	10	1	14	14	14	66	66	66	21	21	21	21	21	21	22	22	21	21	14	2	2	2	2	2
	11	2	15	15	15	15	15	15	22	22	22	22	22	14	14	14	14	2	15	15	15	15	15	15
	12	15	2	2	2	2	22	22	15	15	15	2	2	2	2	2	2	2	21	21	21	21	21	36
	13	20	59	20	20	2	2	2	2	2	2	15	15	15	15	15	15	15	36	36	36	36	36	21
	14	59	20	59	59	22	20	20	20	20	40	40	40	40	36	36	36	36	20	20	20	77	77	77
	15	22	22	22	22	59	59	59	40	40	20	59	59	36	40	40	40	20	77	77	20	20	20	20
	16	77	77	40	40	36	40	40	59	36	36	20	36	59	59	59	20	77	40	40	40	40	40	40
	17	40	40	36	36	40	36	36	36	59	59	36	20	77	20	20	77	40	14	14	14	14	14	14
	18	36	36	77	77	77	77	77	77	77	77	77	77	77	20	77	77	72	72	72	72	72	72	72
	19	51	51	51	51	51	51	51	72	51	51	51	51	51	51	72	72	51	51	51	51	51	51	51
	20	72	72	72	72	72	72	72	51	72	72	72	72	72	72	51	51	10	10	10	10	10	10	10
	21	23	23	23	23	23	23	23	23	23	10	10	10	10	10	10								
	22	10	10	10	10	10	10	10	10	10														



Phillip Island 4.445 m

Phillip Island, 20-21-22 February 2015
Superbike - Lap Chart Race 1

10	22 A.Lowes (GBR)	15.440
11	14 R.de Puniet (FRA)	15.811
12	2 L.Camier (GBR)	17.880
13	15 M.Baiocco (ITA)	18.289
14	36 L.Mercado (ARG)	24.655
15	40 R.Ramos (ESP)	24.907
16	59 N.Canepa (ITA)	26.025
17	20 S.Barrier (FRA)	26.943
18	77 J.Metcher (AUS)	27.258
19	72 L.Pegram (USA)	38.850
20	51 S.Barragán (ESP)	39.071
21	10 I.Toth (HUN)	1'29.974

Lap 15

1	65 J.Rea (GBR)	
2	7 C.Davies (GBR)	0.116
3	81 J.Torres (ESP)	0.903
4	91 L.Haslam (GBR)	2.445
5	60 M.vd Mark (NED)	3.611
6	1 S.Guintoli (FRA)	7.593
7	18 N.Terol (ESP)	8.037
8	66 T.Sykes (GBR)	8.524
9	22 A.Lowes (GBR)	16.368
10	21 T.Bayliss (AUS)	17.527
11	14 R.de Puniet (FRA)	17.697
12	2 L.Camier (GBR)	18.839
13	15 M.Baiocco (ITA)	19.492
14	36 L.Mercado (ARG)	26.045
15	40 R.Ramos (ESP)	26.499
16	59 N.Canepa (ITA)	28.249
17	20 S.Barrier (FRA)	28.860
18	77 J.Metcher (AUS)	29.678
19	72 L.Pegram (USA)	42.283
20	51 S.Barragán (ESP)	42.330
21	10 I.Toth (HUN)	

Lap 16

1	65 J.Rea (GBR)	
2	7 C.Davies (GBR)	0.146
3	81 J.Torres (ESP)	0.922
4	91 L.Haslam (GBR)	1.590
5	60 M.vd Mark (NED)	4.061
6	1 S.Guintoli (FRA)	8.286
7	18 N.Terol (ESP)	8.873
8	66 T.Sykes (GBR)	8.952
9	22 A.Lowes (GBR)	16.668
10	21 T.Bayliss (AUS)	19.570
11	14 R.de Puniet (FRA)	19.606
12	2 L.Camier (GBR)	19.898
13	15 M.Baiocco (ITA)	20.468
14	36 L.Mercado (ARG)	27.203
15	40 R.Ramos (ESP)	27.846
16	20 S.Barrier (FRA)	30.719
17	77 J.Metcher (AUS)	32.132
18	72 L.Pegram (USA)	45.415
19	51 S.Barragán (ESP)	45.447
20	10 I.Toth (HUN)	

Lap 17

1	65 J.Rea (GBR)	
2	7 C.Davies (GBR)	0.198
3	81 J.Torres (ESP)	0.947
4	91 L.Haslam (GBR)	1.212
5	60 M.vd Mark (NED)	4.489
6	1 S.Guintoli (FRA)	8.813
7	66 T.Sykes (GBR)	9.206
8	18 N.Terol (ESP)	9.746
9	22 A.Lowes (GBR)	17.222
10	14 R.de Puniet (FRA)	21.567
11	2 L.Camier (GBR)	21.652
12	21 T.Bayliss (AUS)	22.029
13	15 M.Baiocco (ITA)	22.178
14	36 L.Mercado (ARG)	28.327
15	20 S.Barrier (FRA)	33.202
16	77 J.Metcher (AUS)	34.201
17	40 R.Ramos (ESP)	35.067
18	72 L.Pegram (USA)	48.919
19	51 S.Barragán (ESP)	48.947
20	10 I.Toth (HUN)	

Lap 18

1	65 J.Rea (GBR)	
2	7 C.Davies (GBR)	0.141
3	91 L.Haslam (GBR)	1.020
4	81 J.Torres (ESP)	1.239
5	60 M.vd Mark (NED)	5.063
6	1 S.Guintoli (FRA)	9.582
7	66 T.Sykes (GBR)	9.994
8	18 N.Terol (ESP)	11.065
9	22 A.Lowes (GBR)	17.769
10	2 L.Camier (GBR)	22.685
11	15 M.Baiocco (ITA)	23.759
12	21 T.Bayliss (AUS)	24.844
13	36 L.Mercado (ARG)	30.169
14	20 S.Barrier (FRA)	35.762
15	77 J.Metcher (AUS)	36.285
16	40 R.Ramos (ESP)	44.149
17	14 R.de Puniet (FRA)	45.426
18	72 L.Pegram (USA)	52.389
19	51 S.Barragán (ESP)	52.418
20	10 I.Toth (HUN)	

Lap 19

1	65 J.Rea (GBR)	
2	7 C.Davies (GBR)	0.076
3	91 L.Haslam (GBR)	0.246
4	81 J.Torres (ESP)	0.975
5	60 M.vd Mark (NED)	5.838
6	1 S.Guintoli (FRA)	10.002
7	66 T.Sykes (GBR)	10.800
8	18 N.Terol (ESP)	11.881
9	22 A.Lowes (GBR)	17.949
10	2 L.Camier (GBR)	23.159
11	15 M.Baiocco (ITA)	24.176
12	21 T.Bayliss (AUS)	27.579
13	36 L.Mercado (ARG)	31.286
14	20 S.Barrier (FRA)	37.881
15	77 J.Metcher (AUS)	37.965
16	40 R.Ramos (ESP)	46.269
17	14 R.de Puniet (FRA)	47.127
18	72 L.Pegram (USA)	55.784
19	51 S.Barragán (ESP)	55.820
20	10 I.Toth (HUN)	

Lap 20

1	65 J.Rea (GBR)	
2	7 C.Davies (GBR)	0.100
3	91 L.Haslam (GBR)	0.134
4	81 J.Torres (ESP)	1.042
5	60 M.vd Mark (NED)	6.663
6	1 S.Guintoli (FRA)	11.204
7	66 T.Sykes (GBR)	11.322
8	18 N.Terol (ESP)	12.873
9	22 A.Lowes (GBR)	18.550
10	2 L.Camier (GBR)	23.446
11	15 M.Baiocco (ITA)	24.886
12	21 T.Bayliss (AUS)	30.739
13	36 L.Mercado (ARG)	32.629
14	77 J.Metcher (AUS)	39.894
15	20 S.Barrier (FRA)	40.160
16	40 R.Ramos (ESP)	48.895
17	14 R.de Puniet (FRA)	49.265
18	72 L.Pegram (USA)	58.898
19	51 S.Barragán (ESP)	58.947
20	10 I.Toth (HUN)	

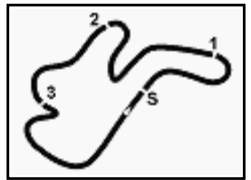
Lap 21

1	65 J.Rea (GBR)	
2	91 L.Haslam (GBR)	0.081
3	7 C.Davies (GBR)	0.526
4	81 J.Torres (ESP)	1.695
5	60 M.vd Mark (NED)	8.361
6	1 S.Guintoli (FRA)	12.830
7	66 T.Sykes (GBR)	13.059
8	18 N.Terol (ESP)	14.608
9	22 A.Lowes (GBR)	20.055
10	2 L.Camier (GBR)	24.398
11	15 M.Baiocco (ITA)	26.775
12	21 T.Bayliss (AUS)	34.422

13	36 L.Mercado (ARG)	34.827
14	77 J.Metcher (AUS)	42.709
15	20 S.Barrier (FRA)	43.760
16	40 R.Ramos (ESP)	51.499
17	14 R.de Puniet (FRA)	52.970
18	72 L.Pegram (USA)	1'03.044
19	51 S.Barragán (ESP)	1'03.175
20	10 I.Toth (HUN)	

Lap 22

1	65 J.Rea (GBR)	
2	91 L.Haslam (GBR)	0.039
3	7 C.Davies (GBR)	0.496
4	81 J.Torres (ESP)	2.259
5	60 M.vd Mark (NED)	9.838
6	66 T.Sykes (GBR)	13.761
7	1 S.Guintoli (FRA)	14.021
8	18 N.Terol (ESP)	15.954
9	22 A.Lowes (GBR)	21.106
10	2 L.Camier (GBR)	24.771
11	15 M.Baiocco (ITA)	28.920
12	36 L.Mercado (ARG)	35.929
13	21 T.Bayliss (AUS)	40.315
14	77 J.Metcher (AUS)	45.090
15	20 S.Barrier (FRA)	46.444
16	40 R.Ramos (ESP)	53.331
17	14 R.de Puniet (FRA)	58.811
18	72 L.Pegram (USA)	1'06.071
19	51 S.Barragán (ESP)	1'06.110



Phillip Island 4.445 m

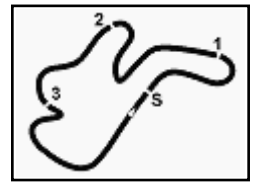
Phillip Island, 20-21-22 February 2015
Superbike - Best Sector & Speed Race 1
Results

1	65 J. REA	Kawasaki ZX-10R	Laps 22
2	91 L. HASLAM	Aonilia RSV4 RF	0.039
3	7 C. DAVIES	Ducati Panigale R	0.496
4	81 J. TORRES	Aonilia RSV4 RF	2.259
5	60 M. VD MARK	Honda CBR1000RR SP	9.838
6	66 T. SYKES	Kawasaki ZX-10R	13.761
7	1 S. GUINTOLI	Honda CBR1000RR SP	14.021
8	18 N. TEROL	Ducati Panigale R	15.954
9	22 A. LOWES	Suzuki GSX-R1000	21.106
10	2 L. CAMIER	MV Aagusta 1000 F4	24.771
11	15 M. BAIOTTO	Ducati Panigale R	28.920
12	36 L. MERCADO	Ducati Panigale R	35.929
13	21 T. BAYLISS	Ducati Panigale R	40.315
14	77 J. METCHER	Kawasaki ZX-10R	45.090
15	20 S. BARRIER	BMW S1000 RR	46.444
16	40 R. RAMOS	Kawasaki ZX-10R	53.331
17	14 R. DE PUNIET	Suzuki GSX-R1000	58.811
18	72 L. PEGRAM	EBR 1190 RX	1'06.071
19	51 S. BARRAGÁN	Kawasaki ZX-10R	1'06.110
20	10 I. TOTH	BMW S1000 RR	1 Lap
RET	59 N. CANEPA	EBR 1190 RX	7 Laps
RET	23 C. PONSSON	Kawasaki ZX-10R	13 Laps

Top Speeds

1	81 J. TORRES	Aonilia RSV4 RF	324.3
2	1 S. GUINTOLI	Honda CBR1000RR SP	320.5
3	91 L. HASLAM	Aonilia RSV4 RF	320.5
4	18 N. TEROL	Ducati Panigale R	319.5
5	60 M. VD MARK	Honda CBR1000RR SP	319.5
6	7 C. DAVIES	Ducati Panigale R	319.5
7	22 A. LOWES	Suzuki GSX-R1000	318.6
8	66 T. SYKES	Kawasaki ZX-10R	317.6
9	15 M. BAIOTTO	Ducati Panigale R	316.7
10	36 L. MERCADO	Ducati Panigale R	315.8
11	14 R. DE PUNIET	Suzuki GSX-R1000	315.8
12	65 J. REA	Kawasaki ZX-10R	314.9
13	20 S. BARRIER	BMW S1000 RR	314.0
14	21 T. BAYLISS	Ducati Panigale R	314.0
15	40 R. RAMOS	Kawasaki ZX-10R	309.5
16	2 L. CAMIER	MV Aagusta 1000 F4	307.7
17	59 N. CANEPA	EBR 1190 RX	306.8
18	77 J. METCHER	Kawasaki ZX-10R	305.1
19	23 C. PONSSON	Kawasaki ZX-10R	303.4
20	10 I. TOTH	BMW S1000 RR	300.8
21	72 L. PEGRAM	EBR 1190 RX	293.5
22	51 S. BARRAGÁN	Kawasaki ZX-10R	291.9

Seg. 1		Seg. 2		Seg. 3		Seg. 4		Seg. 5						
1	81 J. TORRES	3.061	1	81 J. TORRES	18.660	1	91 L. HASLAM	26.525	1	81 J. TORRES	17.480	1	18 N. TEROL	25.410
2	60 M. VD MARK	3.082	2	60 M. VD MARK	18.689	2	7 C. DAVIES	26.553	2	14 R. DE PUNIET	17.519	2	81 J. TORRES	25.499
3	14 R. DE PUNIET	3.086	3	65 J. REA	18.704	3	65 J. REA	26.576	3	60 M. VD MARK	17.544	3	60 M. VD MARK	25.531
4	1 S. GUINTOLI	3.086	4	7 C. DAVIES	18.757	4	66 T. SYKES	26.703	4	1 S. GUINTOLI	17.556	4	66 T. SYKES	25.579
5	22 A. LOWES	3.089	5	1 S. GUINTOLI	18.785	5	60 M. VD MARK	26.812	5	65 J. REA	17.561	5	7 C. DAVIES	25.586
6	7 C. DAVIES	3.093	6	66 T. SYKES	18.794	6	18 N. TEROL	26.826	6	91 L. HASLAM	17.576	6	91 L. HASLAM	25.599
7	18 N. TEROL	3.098	7	91 L. HASLAM	18.853	7	1 S. GUINTOLI	26.838	7	66 T. SYKES	17.604	7	21 T. BAYLISS	25.603
8	66 T. SYKES	3.099	8	21 T. BAYLISS	18.862	8	2 L. CAMIER	26.839	8	7 C. DAVIES	17.628	8	14 R. DE PUNIET	25.634
9	91 L. HASLAM	3.100	9	2 L. CAMIER	18.921	9	21 T. BAYLISS	26.890	9	18 N. TEROL	17.631	9	1 S. GUINTOLI	25.664
10	36 L. MERCADO	3.114	10	14 R. DE PUNIET	18.930	10	81 J. TORRES	26.891	10	21 T. BAYLISS	17.663	10	36 L. MERCADO	25.699
11	20 S. BARRIER	3.116	11	18 N. TEROL	18.973	11	14 R. DE PUNIET	26.900	11	22 A. LOWES	17.693	11	15 M. BAIOTTO	25.703
12	15 M. BAIOTTO	3.126	12	22 A. LOWES	18.980	12	22 A. LOWES	26.910	12	59 N. CANEPA	17.714	12	65 J. REA	25.704
13	21 T. BAYLISS	3.133	13	20 S. BARRIER	19.040	13	15 M. BAIOTTO	26.994	13	36 L. MERCADO	17.747	13	22 A. LOWES	25.839
14	65 J. REA	3.134	14	77 J. METCHER	19.053	14	36 L. MERCADO	27.056	14	40 R. RAMOS	17.791	14	59 N. CANEPA	25.870
15	40 R. RAMOS	3.150	15	15 M. BAIOTTO	19.078	15	20 S. BARRIER	27.082	15	20 S. BARRIER	17.819	15	20 S. BARRIER	25.875
16	59 N. CANEPA	3.198	16	36 L. MERCADO	19.091	16	59 N. CANEPA	27.137	16	15 M. BAIOTTO	17.850	16	40 R. RAMOS	25.892
17	77 J. METCHER	3.202	17	40 R. RAMOS	19.126	17	77 J. METCHER	27.138	17	77 J. METCHER	17.865	17	77 J. METCHER	25.912
18	2 L. CAMIER	3.204	18	59 N. CANEPA	19.198	18	40 R. RAMOS	27.221	18	2 L. CAMIER	17.881	18	2 L. CAMIER	25.914
19	10 I. TOTH	3.264	19	72 L. PEGRAM	19.249	19	51 S. BARRAGÁN	27.474	19	51 S. BARRAGÁN	17.979	19	51 S. BARRAGÁN	26.054
20	23 C. PONSSON	3.275	20	51 S. BARRAGÁN	19.295	20	72 L. PEGRAM	27.606	20	72 L. PEGRAM	18.000	20	72 L. PEGRAM	26.060
21	72 L. PEGRAM	3.303	21	23 C. PONSSON	19.397	21	23 C. PONSSON	27.684	21	23 C. PONSSON	18.083	21	23 C. PONSSON	26.215
22	51 S. BARRAGÁN	3.314	22	10 I. TOTH	20.226	22	10 I. TOTH	28.522	22	10 I. TOTH	18.564	22	10 I. TOTH	27.203



Phillip Island 4.445 m

Phillip Island, 20-21-22 February 2015
Superbike - Chronological Analysis Race 1

Start at 12:00'37.451

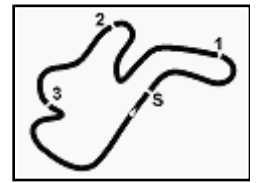
6	3.282	19.382	27.225	17.894	26.097	1'33.880	300.8	12:10'06.817
7	3.303	19.484	27.596	17.837	26.242	1'34.462	300.8	12:11'41.279
8	3.276	19.239	27.551	17.986	26.545	1'34.597	302.5	12:13'15.876
9	3.345	19.556	27.656	18.014	26.126	1'34.697	294.3	12:14'50.573
10	3.298	19.240	27.815	17.979	26.189	1'34.521	300.8	12:16'25.094
11	3.240	19.303	27.300	18.026	26.146	1'34.015	305.1	12:17'59.109
12	3.320	19.198	27.529	17.890	26.171	1'34.108	298.3	12:19'33.217
13	3.320	19.319	27.400	17.866	26.193	1'34.098	299.2	12:21'07.315
14	3.329	19.272	27.419	17.874	26.218	1'34.112	297.5	12:22'41.427
15	3.330	19.329	27.412	18.040	26.372	1'34.483	296.7	12:24'15.910

23 C. PONSSON (1'34.843)

Lap	Seg. 1	Seg. 2	Seg. 3	Seg. 4	Seg. 5	Lap Time	km/h	Local Time
1			28.392	18.236	26.613	1'43.547		12:02'20.998
2	3.275	19.660	27.818	18.127	26.296	1'35.176	302.5	12:03'56.174
3	3.281	19.549	27.684	18.102	26.389	1'35.005	303.4	12:05'31.179
4	3.299	19.433	27.737	18.083	26.291	1'34.843	300.0	12:07'06.022
5	3.316	19.453	27.742	18.287	26.215	1'35.013	299.2	12:08'41.035
6	3.321	19.397	28.023	18.380	26.421	1'35.542	297.5	12:10'16.577
7	3.333	19.826	27.858	18.170	26.508	1'35.695	297.5	12:11'52.272
8	3.338	19.562	27.849	18.185	26.754	1'35.688	296.7	12:13'27.960
9	3.376	19.499	28.044	18.224	26.444	1'35.587	294.3	12:15'03.547

P = Pits In/Out - C = Lap-Time Cancelled





Phillip Island 4.445 m

Phillip Island, 20-21-22 February 2015
Superbike - Championship Standings

	Points	Points From First	Points From Previous	February 22 PHILLIP ISLAND	March 22 BURIRAM	April 12 ARAGON	April 19 ASSEN	May 10 IMOLA	May 24 DONINGTON PARK	June 7 PORTIMÃO	June 21 MISANO	July 19 LAGUNA SECA	August 2 SEPANG	September 20 JEREZ	October 4 MAGNY COURS	October 18 LOSAIL		
1 REA Jonathan (GBR)	25			25 1														
2 HASLAM Leon (GBR)	20	5		20 2														
3 DAVIES Chaz (GBR)	16	9	4	16 3														
4 TORRES Jordi (ESP)	13	12	3	13 4														
5 VD MARK Michael (NED)	11	14	2	11 5														
6 SYKES Tom (GBR)	10	15	1	10 6														
7 GUINTOLI Sylvain (FRA)	9	16	1	9 7														
8 TEROL Nicolas (ESP)	8	17	1	8 8														
9 LOWES Alex (GBR)	7	18	1	7 9														
10 CAMIER Leon (GBR)	6	19	1	6 10														
11 BAIOTTO Matteo (ITA)	5	20	1	5 11														
12 MERCADO Leandro (ARG)	4	21	1	4 12														
13 BAYLISS Troy (AUS)	3	22	1	3 13														
14 METCHER Jed (AUS)	2	23	1	2 14														
15 BARRIER Sylvain (FRA)	1	24	1	1 15														

First Line: Championship Standings - Second Line: Ranking Progression

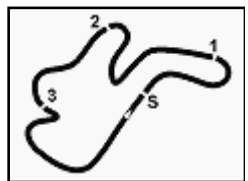
PIRELLI PEROGIA TIRING



Official Tyre Supplier



Official Timekeeper



Phillip Island, 20-21-22 February 2015
Superbike - Manufacturers Standings

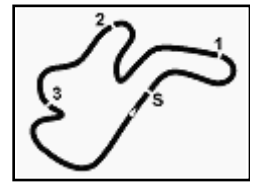
Phillip Island 4.445 m

	Points	Points From First	Points From Previous	February 22 PHILLIP ISLAND	March 22 BURIRAM	April 12 ARAGON	April 19 ASSEN	May 10 IMOLA	May 24 DONINGTON PARK	June 7 PORTIMÃO	June 21 MISANO	July 19 LAGUNA SECA	August 2 SEPANG	September 20 JEREZ	October 4 MAGNY COURS	October 18 LOSAIL	
1 KAWASAKI	25			25 1													
2 APRILIA	20	5		20 2													
3 DUCATI	16	9	4	16 3													
4 HONDA	11	14	5	11 4													
5 SUZUKI	7	18	4	7 5													
6 MV AGUSTA	6	19	1	6 6													
7 BMW	1	24	5	1 7													

First Line: Championship Standings - Second Line: Ranking Progression

PIRELLI PEROGIA TIRING





Phillip Island 4.445 m

Phillip Island, 20-21-22 February 2015
Superbike - Pirelli Best Lap Award

Points	Points From First	Points From Previous	February 22 PHILLIP ISLAND	March 22 BURIRAM	April 12 ARAGON	April 19 ASSEN	May 10 IMOLA	May 24 DONINGTON PARK	June 7 PORTIMÃO	June 21 MISANO	July 19 LAGUNA SECA	August 2 SEPANG	September 20 JEREZ	October 4 MAGNY COURS	October 18 LOSAIL	
Fastest Laps																
1 HASLAM Leon (GBR)	1	1														

First Line: Championship Standings - Second Line: Ranking Progression

