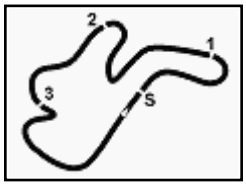

Phillip Island 4.445 m

Phillip Island, 20-21-22 February 2015

Superbike - Chronological Analysis Race 2

Start at 14:40'32.985

91 L. HASLAM (1'31.889)

Lap	Seg. 1	Seg. 2	Seg. 3	Seg. 4	Seg. 5	Lap Time	km/h	Local Time
1			27.075	17.723	25.800	1'38.164		14:42'11.149
2	**3.110**	**18.779**	26.715	17.648	25.684	1'31.936	**318.6**	14:43'43.085
3	3.134	18.875	26.672	**17.533**	25.675	**1'31.889**	317.6	14:45'14.974
4	3.159	19.026	27.020	17.647	25.688	1'32.540	300.8	14:46'47.514
5	3.209	19.352	27.221	17.615	25.780	1'33.177	306.8	14:48'20.691
6	3.159	18.873	26.757	17.675	25.700	1'32.164	314.0	14:49'52.855
7	3.168	18.983	27.073	17.617	25.858	1'32.699	311.2	14:51'25.554
8	3.193	19.283	26.962	17.725	25.836	1'32.999	310.3	14:52'58.553
9	3.195	18.899	26.709	17.775	25.749	1'32.327	309.5	14:54'30.880
10	3.179	18.850	26.755	17.665	25.803	1'32.252	312.1	14:56'03.132
11	3.189	18.872	26.760	17.658	25.733	1'32.212	311.2	14:57'35.344
12	3.188	18.915	26.637	17.640	**25.648**	1'32.028	310.3	14:59'07.372
13	3.187	18.880	26.697	17.857	25.896	1'32.517	311.2	15:00'39.889
14	3.205	18.902	26.675	17.797	25.833	1'32.412	308.6	15:02'12.301
15	3.210	18.935	26.647	17.767	25.777	1'32.336	308.6	15:03'44.637
16	3.211	18.958	26.563	17.722	25.948	1'32.402	307.7	15:05'17.039
17	3.188	18.996	26.629	17.775	25.793	1'32.381	311.2	15:06'49.420
18	3.201	18.910	26.569	17.909	25.749	1'32.338	308.6	15:08'21.758
19	3.193	18.938	27.142	18.020	25.673	1'32.966	310.3	15:09'54.724
20	3.131	18.985	27.221	17.625	25.686	1'32.648	316.7	15:11'27.372
21	3.115	18.915	26.610	17.714	25.759	1'32.113	316.7	15:12'59.485
22	3.194	18.856	**26.545**	17.830	25.786	1'32.211	310.3	15:14'31.696

65 J. REA (1'32.049)

Lap	Seg. 1	Seg. 2	Seg. 3	Seg. 4	Seg. 5	Lap Time	km/h	Local Time
1			26.846	17.675	25.693	1'37.487		14:42'10.472
2	3.224	18.824	26.647	17.637	25.757	1'32.089	309.5	14:43'42.561
3	3.219	18.795	26.755	17.590	25.839	1'32.198	311.2	14:45'14.759
4	3.226	18.878	26.840	17.676	25.991	1'32.611	308.6	14:46'47.370
5	3.232	18.980	26.917	17.748	25.968	1'32.845	308.6	14:48'20.215
6	3.239	18.878	26.705	17.672	26.045	1'32.539	307.7	14:49'52.754
7	3.231	18.902	26.928	17.697	26.037	1'32.795	308.6	14:51'25.549
8	3.273	19.397	26.991	17.721	26.122	1'33.504	300.8	14:52'59.053
9	3.125	19.072	**26.565**	17.570	25.773	1'32.105	**320.5**	14:54'31.158
10	**3.094**	18.948	26.917	17.620	25.835	1'32.414	**320.5**	14:56'03.572
11	3.153	18.795	26.786	17.664	25.801	1'32.199	317.6	14:57'35.771
12	3.124	18.801	26.845	17.611	**25.692**	1'32.073	319.5	14:59'07.844
13	3.119	18.830	26.710	17.611	25.994	1'32.264	318.6	15:00'40.108
14	3.170	18.902	26.701	17.708	25.855	1'32.336	314.0	15:02'12.444
15	3.141	19.015	26.666	17.731	25.968	1'32.521	316.7	15:03'44.965
16	3.182	**18.794**	26.604	17.702	25.839	1'32.121	314.0	15:05'17.086
17	3.165	19.132	26.678	17.712	25.810	1'32.497	313.0	15:06'49.583
18	3.151	18.982	26.858	17.594	25.806	1'32.391	314.9	15:08'21.974
19	3.141	18.944	26.834	17.657	25.936	1'32.512	316.7	15:09'54.486
20	3.205	19.023	27.021	17.774	25.799	1'32.822	307.7	15:11'27.308
21	3.171	19.084	26.658	17.674	25.762	1'32.349	312.1	15:12'59.657
22	3.151	18.896	26.577	**17.464**	25.961	**1'32.049**	314.9	15:14'31.706

7 C. DAVIES (1'31.725)

Lap	Seg. 1	Seg. 2	Seg. 3	Seg. 4	Seg. 5	Lap Time	km/h	Local Time
1			27.126	17.621	**25.544**	1'37.967		14:42'10.952
2	3.166	**18.687**	**26.577**	17.600	25.695	**1'31.725**	314.9	14:43'42.677
3	3.206	18.817	26.768	**17.593**	25.769	1'32.153	300.0	14:45'14.830
4	3.237	18.909	26.877	17.678	25.956	1'32.657	303.4	14:46'47.487
5	3.167	19.083	26.903	17.752	25.902	1'32.807	314.0	14:48'20.294
6	3.231	18.935	26.718	17.703	25.942	1'32.529	303.4	14:49'52.823
7	3.235	19.083	27.222	17.661	25.845	1'33.046	305.1	14:51'25.869
8	3.126	19.373	26.974	17.648	25.890	1'33.011	317.6	14:52'58.880
9	3.167	18.725	26.721	17.742	25.843	1'32.198	314.9	14:54'31.078
10	3.151	18.799	26.830	17.674	25.806	1'32.260	315.8	14:56'03.338
11	3.148	18.841	26.778	17.660	25.815	1'32.242	316.7	14:57'35.580
12	3.163	18.841	26.716	17.693	25.782	1'32.195	315.8	14:59'07.775
13	3.167	18.978	26.784	17.742	25.843	1'32.514	316.7	15:00'40.289
14	3.131	18.861	26.787	17.652	25.919	1'32.350	318.6	15:02'12.639
15	3.117	18.956	26.779	17.687	25.838	1'32.377	317.6	15:03'45.016
16	3.172	18.847	26.701	17.630	25.811	1'32.161	313.0	15:05'17.177
17	**3.108**	19.203	26.721	17.714	25.795	1'32.541	316.7	15:06'49.718
18	3.116	19.044	26.820	17.660	25.833	1'32.473	**319.5**	15:08'22.191
19	3.133	18.880	26.822	17.651	25.850	1'32.336	318.6	15:09'54.527
20	3.162	18.839	27.020	17.794	25.938	1'32.753	313.0	15:11'27.280
21	3.214	19.191	26.713	17.646	25.912	1'32.676	307.7	15:12'59.956
22	3.149	18.726	26.640	17.649	25.874	1'32.038	315.8	15:14'31.994

66 T. SYKES (1'31.837)

Lap	Seg. 1	Seg. 2	Seg. 3	Seg. 4	Seg. 5	Lap Time	km/h	Local Time
1			27.179	17.658	25.843	1'38.589		14:42'11.574
2	3.157	18.918	26.689	17.616	25.760	1'32.140	314.9	14:43'43.714
3	3.164	18.848	**26.643**	17.542	**25.640**	**1'31.837**	314.9	14:45'15.551
4	3.161	18.969	26.868	17.645	25.916	1'32.559	314.9	14:46'48.110
5	3.166	18.997	27.323	17.685	25.844	1'33.015	314.0	14:48'21.125
6	3.146	18.933	26.716	17.667	25.840	1'32.302	**316.7**	14:49'53.427
7	3.162	18.909	27.042	17.723	25.845	1'32.681	315.8	14:51'26.108
8	**3.138**	19.242	27.155	17.648	26.101	1'33.284	**316.7**	14:52'59.392
9	3.160	18.994	26.758	17.555	25.914	1'32.381	314.9	14:54'31.773
10	3.184	18.880	26.870	17.642	25.869	1'32.445	311.2	14:56'04.218
11	3.217	18.920	26.829	17.577	25.895	1'32.438	309.5	14:57'36.656
12	3.202	18.787	26.874	17.710	25.944	1'32.517	309.5	14:59'09.173
13	3.224	18.969	26.755	17.663	25.792	1'32.403	307.7	15:00'41.576
14	3.215	19.058	26.777	**17.505**	25.834	1'32.389	308.6	15:02'13.965
15	3.187	18.866	26.760	17.579	25.871	1'32.263	311.2	15:03'46.228
16	3.193	**18.786**	26.720	17.629	25.965	1'32.293	311.2	15:05'18.521
17	3.199	18.868	26.691	17.605	26.045	1'32.408	311.2	15:06'50.929
18	3.218	19.233	26.752	17.664	26.081	1'32.948	306.8	15:08'23.877
19	3.215	19.800	26.903	17.800	26.321	1'34.039	310.3	15:09'57.916
20	3.247	18.883	26.848	17.721	26.080	1'32.779	305.9	15:11'30.695
21	3.241	18.903	26.955	17.775	26.084	1'32.958	305.9	15:13'03.653
22	3.254	18.863	26.942	17.915	26.311	1'33.285	304.2	15:14'36.938

1 S. GUINTOLI (1'32.146)

Lap	Seg. 1	Seg. 2	Seg. 3	Seg. 4	Seg. 5	Lap Time	km/h	Local Time
1			27.389	17.665	25.815	1'39.021		14:42'12.006
2	3.134	18.837	26.973	**17.605**	25.873	1'32.422	**317.6**	14:43'44.428
3	3.145	18.811	**26.703**	17.669	25.818	**1'32.146**	316.7	14:45'16.574
4	3.147	19.114	26.926	17.723	**25.800**	1'32.710	314.9	14:46'49.284
5	3.132	18.943	27.064	17.695	25.877	1'32.711	316.7	14:48'21.995
6	**3.130**	19.008	27.026	17.756	25.871	1'32.791	315.8	14:49'54.786
7	3.176	**18.763**	26.899	17.640	25.925	1'32.403	313.0	14:51'27.189
8	3.175	18.807	27.097	17.749	25.969	1'32.797	312.1	14:52'59.986
9	3.153	18.884	26.991	17.644	25.921	1'32.593	314.0	14:54'32.579
10	3.164	18.786	26.968	17.721	26.015	1'32.654	314.0	14:56'05.233
11	3.177	18.904	26.937	17.676	26.352	1'33.046	313.0	14:57'38.279
12	3.174	18.821	27.001	17.739	26.016	1'32.751	312.1	14:59'11.030
13	3.199	18.871	26.954	17.722	25.963	1'32.709	310.3	15:00'43.739
14	3.192	18.845	27.105	17.810	26.050	1'33.002	311.2	15:02'16.741
15	3.200	19.010	27.135	17.839	26.091	1'33.275	309.5	15:03'50.016
16	3.209	18.966	27.265	17.789	25.971	1'33.200	309.5	15:05'23.216
17	3.205	18.964	27.037	17.859	26.200	1'33.265	308.6	15:06'56.481
18	3.207	19.040	27.190	18.044	26.299	1'33.780	308.6	15:08'30.261
19	3.216	19.171	27.168	17.892	26.371	1'33.818	308.6	15:10'04.079
20	3.220	19.041	27.259	17.917	26.417	1'33.854	307.7	15:11'37.933
21	3.221	19.063	27.285	18.029	26.465	1'34.063	308.6	15:13'11.996
22	3.244	19.281	27.343	18.080	26.401	1'34.349	305.1	15:14'46.345

18 N. TEROL (1'32.389)

Lap	Seg. 1	Seg. 2	Seg. 3	Seg. 4	Seg. 5	Lap Time	km/h	Local Time
1			27.429	17.607	25.912	1'39.706		14:42'12.691
2	**3.127**	19.175	26.939	**17.524**	**25.657**	1'32.422	**317.6**	14:43'45.113
3	3.168	19.145	26.923	17.572	25.712	1'32.520	312.1	14:45'17.633
4	3.187	19.117	**26.860**	17.692	25.722	1'32.578	311.2	14:46'50.211
5	3.187	19.114	28.369	17.759	25.806	1'34.235	311.2	14:48'24.446
6	3.198	18.997	27.090	17.743	25.744	1'32.772	310.3	14:49'57.218
7	3.218	**18.917**	26.871	17.668	25.715	**1'32.389**	307.7	14:51'29.607
8	3.204	18.999	26.864	17.588	25.755	1'32.410	308.6	14:53'02.017
9	3.202	18.932	26.949	17.663	25.779	1'32.525	309.5	14:54'34.542
10	3.205	18.987	27.057	17.672	25.823	1'32.744	308.6	14:56'07.286
11	3.189	19.013	27.515	17.907	25.926	1'33.550	311.2	14:57'40.836
12	3.197	18.928	27.075	17.753	25.831	1'32.784	308.6	14:59'13.620
13	3.243	18.978	26.980	17.814	25.892	1'32.907	304.2	15:00'46.527
14	3.251	19.022	26.999	17.790	25.940	1'33.002	305.1	15:02'19.529
15	3.246	19.005	26.985	17.904	25.915	1'33.055	305.1	15:03'52.584
16	3.253	19.045	27.024	17.879	25.938	1'33.139	303.4	15:05'25.723
17	3.239	19.070	26.971	17.894	25.958	1'33.132	305.1	15:06'58.855
18	3.233	19.201	27.131	17.897	25.929	1'33.391	304.2	15:08'32.246
19	3.223	19.107	27.078	17.945	26.125	1'33.478	306.8	15:10'05.724
20	3.242	19.209	27.333	17.958	26.170	1'33.912	305.1	15:11'39.636
21	3.232	19.273	27.276	18.080	26.165	1'34.026	305.1	15:13'13.662
22	3.255	19.306	27.341	17.988	26.169	1'34.059	303.4	15:14'47.721

14 R. DE PUNIET (1'32.282)

Lap	Seg. 1	Seg. 2	Seg. 3	Seg. 4	Seg. 5	Lap Time	km/h	Local Time
1			27.560	17.753	25.687	1'39.904		14:42'12.889
2	**3.125**	19.056	27.190	17.707	25.627	1'32.705	314.0	14:43'45.594
3	3.147	18.836	27.549	**17.505**	**25.613**	1'32.650	**314.9**	14:45'18.244
4	3.158	18.876	**26.877**	17.663	25.708	**1'32.282**	314.0	14:46'50.526
5	3.158	19.022	26.934	17.595	25.723	1'32.432	312.1	14:48'22.958
6	3.181	18.960	26.981	17.665	25.730	1'32.517	311.2	14:49'55.475
7	3.172	18.988	27.271	17.925	25.869	1'33.225	311.2	14:51'28.700
8	3.199	18.856	26.964	17.748	25.848	1'32.615	308.6	14:53'01.315
9	3.200	18.917	26.985	17.761	25.920	1'32.783	309.5	14:54'34.098
10	3.198	**18.832**	27.249	17.827	25.859	1'32.965	309.5	14:56'07.063
11	3.203	18.987	27.570	17.833	25.993	1'33.586	308.6	14:57'40.649
12	3.206	18.899	27.555	17.882	26.062	1'33.604	309.5	14:59'14.253
13	3.191	18.990	27.272	17.854	26.099	1'33.406	310.3	15:00'47.659
14	3.224	18.993	27.207	17.834	25.975	1'33.233	307.7	15:02'20.892
15	3.198	18.998	27.270	17.890	26.118	1'33.474	310.3	15:03'54.366
16	3.227	19.025	27.336	18.017	26.162	1'33.767	306.8	15:05'28.133

P = Pits In/Out - C = Lap-Time Cancelled

PIRELLI
Official Tyre Supplier

TISSOT
SWISS WATCHES SINCE 1853
Official Timekeeper

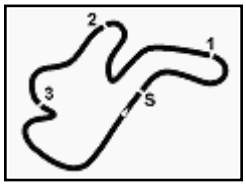

Phillip Island 4.445 m

Phillip Island, 20-21-22 February 2015

Superbike - Chronological Analysis Race 2

Start at 14:40'32.985

17	3.202	19.054	27.380	17.991	26.155	1'33.782	309.5	15:07'01.915
18	3.211	19.305	27.407	18.086	26.270	1'34.279	306.8	15:08'36.194
19	3.201	19.462	27.599	18.129	26.460	1'34.851	307.7	15:10'11.045
20	3.231	19.088	27.395	18.108	26.281	1'34.103	306.8	15:11'45.148
21	3.223	19.224	27.514	18.209	26.307	1'34.477	307.7	15:13'19.625
22	3.213	19.219	27.473	18.096	26.370	1'34.371	308.6	15:14'53.996

2 L. CAMIER (1'32.866)

Lap	Seg. 1	Seg. 2	Seg. 3	Seg. 4	Seg. 5	Lap Time	km/h	Local Time
1			27.784	18.039	26.036	1'40.457		14:42'13.442
2	**3.257**	19.000	27.141	17.879	26.131	1'33.408	**305.1**	14:43'46.850
3	3.259	19.332	27.260	**17.782**	26.126	1'33.759	303.4	14:45'20.609
4	**3.257**	19.322	27.091	17.879	26.048	1'33.597	299.2	14:46'54.206
5	3.290	19.131	27.001	17.905	26.208	1'33.535	302.5	14:48'27.741
6	3.354	19.088	27.016	17.924	26.080	1'33.462	298.3	14:50'01.203
7	3.291	18.986	27.028	17.908	26.084	1'33.297	301.7	14:51'34.500
8	3.294	18.956	26.978	17.905	26.006	1'33.139	302.5	14:53'07.639
9	3.294	19.043	26.883	17.912	25.987	1'33.119	301.7	14:54'40.758
10	3.280	19.075	27.065	17.872	26.049	1'33.341	302.5	14:56'14.099
11	3.298	19.008	27.190	18.878	26.205	1'34.579	300.8	14:57'48.678
12	3.266	18.997	27.680	18.130	26.109	1'34.182	304.2	14:59'22.860
13	3.291	19.073	26.966	17.829	26.110	1'33.269	301.7	15:00'56.129
14	3.278	18.980	27.068	18.274	26.564	1'34.164	303.4	15:02'30.293
15	3.281	18.949	26.961	17.887	26.143	1'33.221	302.5	15:04'03.514
16	3.344	18.935	26.923	17.975	26.052	1'33.229	297.5	15:05'36.743
17	3.309	18.978	26.856	17.873	26.105	1'33.121	300.0	15:07'09.864
18	3.325	19.041	27.015	17.880	26.062	1'33.323	298.3	15:08'43.187
19	3.295	**18.846**	26.921	17.850	26.392	1'33.304	300.8	15:10'16.491
20	3.300	19.023	**26.826**	17.797	25.984	1'32.930	300.8	15:11'49.421
21	3.289	18.917	26.972	**17.782**	**25.906**	**1'32.866**	301.7	15:13'22.287
22	3.280	19.047	26.849	17.827	26.012	1'33.015	302.5	15:14'55.302

15 M. BAIOCCO (1'33.089)

Lap	Seg. 1	Seg. 2	Seg. 3	Seg. 4	Seg. 5	Lap Time	km/h	Local Time
1			27.505	**17.727**	**25.813**	1'39.538		14:42'12.523
2	**3.168**	19.181	27.245	17.789	26.093	1'33.476	**314.0**	14:43'45.999
3	3.178	19.282	27.046	17.828	25.880	1'33.214	**314.0**	14:45'19.213
4	3.204	19.188	27.040	17.990	26.007	1'33.429	308.6	14:46'52.642
5	3.228	19.203	27.144	17.929	26.049	1'33.553	306.8	14:48'26.195
6	3.239	19.115	27.082	17.968	26.044	1'33.448	306.8	14:49'59.643
7	3.235	19.121	27.101	17.986	26.002	1'33.445	305.9	14:51'33.088
8	3.250	**19.041**	27.067	17.933	26.029	1'33.320	308.6	14:53'06.408
9	3.258	19.147	27.018	17.991	26.033	1'33.447	304.2	14:54'39.855
10	3.247	19.050	27.006	17.908	26.057	1'33.268	305.1	14:56'13.123
11	3.266	19.098	27.008	17.825	26.086	1'33.283	305.1	14:57'46.406
12	3.238	19.113	27.131	17.903	26.245	1'33.630	305.9	14:59'20.036
13	3.201	19.209	27.084	17.991	26.171	1'33.656	309.5	15:00'53.692
14	3.291	19.107	27.015	17.851	25.982	1'33.246	300.8	15:02'26.938
15	3.267	19.135	26.969	17.939	26.094	1'33.404	301.7	15:04'00.342
16	3.276	19.170	27.087	17.972	26.067	1'33.572	302.5	15:05'33.914
17	3.260	19.143	27.063	17.945	26.038	1'33.449	303.4	15:07'07.363
18	3.262	19.475	27.061	17.938	26.097	1'33.833	303.4	15:08'41.196
19	3.262	19.081	27.022	17.865	26.233	1'33.463	304.2	15:10'14.659
20	3.232	19.405	27.072	17.905	26.009	1'33.623	307.7	15:11'48.282
21	3.255	19.061	**26.906**	17.873	25.994	**1'33.089**	303.4	15:13'21.371
22	3.247	19.825	27.267	17.818	25.986	1'34.143	304.2	15:14'55.514

40 R. RAMOS (1'32.976)

Lap	Seg. 1	Seg. 2	Seg. 3	Seg. 4	Seg. 5	Lap Time	km/h	Local Time
1			27.571	17.914	26.054	1'40.603		14:42'13.588
2	3.208	19.207	27.405	**17.717**	25.899	1'33.436	293.5	14:43'47.024
3	**3.182**	19.376	27.314	17.751	25.912	1'33.535	300.8	14:45'20.559
4	3.204	19.197	27.743	17.764	25.987	1'33.895	305.1	14:46'54.454
5	3.229	19.315	27.119	17.774	25.964	1'33.401	**305.9**	14:48'27.855
6	3.261	19.198	27.242	17.771	25.915	1'33.387	300.8	14:50'01.242
7	3.295	19.462	27.189	17.807	26.012	1'33.765	300.0	14:51'35.007
8	3.264	19.069	27.023	17.729	**25.891**	**1'32.976**	302.5	14:53'07.983
9	3.251	19.040	**27.021**	17.837	25.969	1'33.118	303.4	14:54'41.101
10	3.249	19.189	27.099	17.753	25.949	1'33.239	304.2	14:56'14.340
11	3.251	19.155	27.173	17.973	26.203	1'33.755	303.4	14:57'48.095
12	3.283	19.202	27.258	17.807	26.168	1'33.718	301.7	14:59'21.813
13	3.299	19.142	27.304	17.931	26.060	1'33.736	297.5	15:00'55.549
14	3.272	**18.982**	27.355	18.272	26.232	1'34.113	303.4	15:02'29.662
15	3.305	19.237	27.543	17.906	26.238	1'34.229	298.3	15:04'03.891
16	3.313	19.058	27.100	17.963	26.854	1'34.288	300.0	15:05'38.179
17	3.312	19.210	27.280	18.015	26.325	1'34.142	299.2	15:07'12.321
18	3.309	19.384	27.452	18.151	26.490	1'34.786	297.5	15:08'47.107
19	3.315	19.222	27.652	18.138	26.550	1'34.877	297.5	15:10'21.984
20	3.334	19.309	27.595	18.108	26.539	1'34.885	292.7	15:11'56.869
21	3.318	19.581	27.464	18.171	26.633	1'35.167	297.5	15:13'32.036
22	3.325	19.591	27.709	18.194	26.616	1'35.435	296.7	15:15'07.471

36 L. MERCADO (1'33.728)

Lap	Seg. 1	Seg. 2	Seg. 3	Seg. 4	Seg. 5	Lap Time	km/h	Local Time
1			28.094	17.989	**26.019**	1'41.639		14:42'14.624
2	3.213	19.344	27.257	17.930	26.103	1'33.847	292.7	14:43'48.471
3	**3.180**	19.378	27.352	17.839	26.118	1'33.867	**309.5**	14:45'22.338
4	3.216	19.391	27.195	17.844	26.166	1'33.812	308.6	14:46'56.150
5	3.219	19.360	27.301	17.822	26.042	1'33.744	306.8	14:48'29.894
6	3.207	19.263	27.302	17.905	26.321	1'33.998	307.7	14:50'03.892
7	3.199	19.405	27.486	18.096	26.330	1'34.516	306.8	14:51'38.408
8	3.251	19.304	27.255	17.875	26.288	1'33.973	304.2	14:53'12.381
9	3.249	19.288	27.425	**17.810**	26.148	1'33.920	305.1	14:54'46.301
10	3.258	19.272	**27.162**	17.878	26.158	**1'33.728**	304.2	14:56'20.029
11	3.266	19.230	27.207	17.903	26.321	1'33.927	303.4	14:57'53.956
12	3.254	**19.225**	27.278	17.888	26.265	1'33.910	304.2	14:59'27.866
13	3.268	19.227	27.217	17.906	26.249	1'33.867	302.5	15:01'01.733
14	3.274	19.259	27.315	17.939	26.333	1'34.120	303.4	15:02'35.853
15	3.266	19.361	27.222	18.093	26.434	1'34.376	302.5	15:04'10.229
16	3.287	19.329	27.229	17.981	26.235	1'34.061	300.8	15:05'44.290
17	3.265	19.230	27.201	18.061	26.372	1'34.129	303.4	15:07'18.419
18	3.261	19.607	27.305	18.020	26.292	1'34.485	302.5	15:08'52.904
19	3.247	19.306	27.221	18.026	26.393	1'34.193	304.2	15:10'27.097
20	3.270	19.343	27.308	18.222	26.363	1'34.506	302.5	15:12'01.603
21	3.261	19.539	27.480	18.113	26.454	1'34.847	303.4	15:13'36.450
22	3.267	19.417	27.592	18.265	26.634	1'35.175	303.4	15:15'11.625

20 S. BARRIER (1'32.967)

Lap	Seg. 1	Seg. 2	Seg. 3	Seg. 4	Seg. 5	Lap Time	km/h	Local Time
1			27.706	17.876	26.229	1'41.003		14:42'13.988
2	3.163	**19.048**	**27.099**	**17.645**	**26.012**	**1'32.967**	**314.0**	14:43'46.955
3	**3.139**	19.199	27.189	17.831	26.132	1'33.490	313.0	14:45'20.445
4	3.204	19.208	27.690	17.792	26.382	1'34.276	308.6	14:46'54.721
5	3.201	19.609	27.464	18.062	26.312	1'34.648	310.3	14:48'29.369
6	3.228	19.333	27.522	18.039	26.361	1'34.483	307.7	14:50'03.852
7	3.225	19.301	27.457	18.079	26.442	1'34.504	308.6	14:51'38.356
8	3.240	19.289	27.771	17.949	26.501	1'34.750	305.9	14:53'13.106
9	3.245	19.263	27.377	17.883	26.318	1'34.086	305.9	14:54'47.192
10	3.225	19.440	27.360	17.967	26.311	1'34.303	308.6	14:56'21.495
11	3.256	19.329	27.580	18.076	26.454	1'34.695	305.9	14:57'56.190
12	3.241	19.233	27.523	18.064	26.470	1'34.531	305.9	14:59'30.721
13	3.283	19.225	27.489	18.154	26.460	1'34.611	300.8	15:01'05.332
14	3.286	19.390	27.630	18.223	26.530	1'35.059	301.7	15:02'40.391
15	3.280	19.351	27.538	18.206	26.370	1'34.745	302.5	15:04'15.136
16	3.286	19.337	27.494	18.107	26.396	1'34.620	302.5	15:05'49.756
17	3.272	19.232	27.423	18.110	26.316	1'34.353	302.5	15:07'24.109
18	3.255	19.742	27.378	18.112	26.340	1'34.827	303.4	15:08'58.936
19	3.251	19.305	27.303	18.078	26.661	1'34.598	305.1	15:10'33.534
20	3.271	19.353	27.428	18.320	26.481	1'34.853	303.4	15:12'08.387
21	3.277	19.293	27.529	18.159	26.469	1'34.727	302.5	15:13'43.114
22	3.262	19.381	27.532	18.179	26.495	1'34.849	304.2	15:15'17.963

51 S. BARRAGÁN (1'34.145)

Lap	Seg. 1	Seg. 2	Seg. 3	Seg. 4	Seg. 5	Lap Time	km/h	Local Time
1			27.865	18.031	26.187	1'42.031		14:42'15.016
2	3.332	19.438	27.317	**17.988**	**26.070**	**1'34.145**	285.0	14:43'49.161
3	**3.315**	19.526	**27.280**	18.147	26.550	1'34.818	290.3	14:45'23.979
4	3.342	19.436	27.445	18.053	26.299	1'34.575	**291.9**	14:46'58.554
5	3.375	19.345	27.344	17.997	26.101	1'34.162	**291.9**	14:48'32.716
6	3.369	19.305	27.285	18.166	26.126	1'34.251	291.1	14:50'06.967
7	3.378	**19.259**	27.397	18.127	26.248	1'34.409	290.3	14:51'41.376
8	3.395	19.320	27.396	18.164	26.329	1'34.604	290.3	14:53'15.980
9	3.394	19.402	27.391	18.195	26.338	1'34.720	286.5	14:54'50.700
10	3.411	19.382	27.445	18.184	26.254	1'34.676	290.3	14:56'25.376
11	3.427	19.333	27.465	18.174	26.371	1'34.770	286.5	14:58'00.146
12	3.394	19.408	27.543	18.231	26.426	1'35.002	290.3	14:59'35.148
13	3.427	19.433	27.588	18.182	26.421	1'35.051	287.2	15:01'10.199
14	3.429	19.490	27.566	18.344	26.446	1'35.275	288.0	15:02'45.474
15	3.414	19.482	27.592	18.232	26.473	1'35.193	287.2	15:04'20.667
16	3.425	19.501	27.582	18.228	26.531	1'35.267	288.8	15:05'55.934
17	3.412	19.601	27.594	18.272	26.464	1'35.343	289.5	15:07'31.277
18	3.411	19.692	27.708	18.466	26.601	1'35.878	288.0	15:09'07.155
19	3.414	19.608	27.598	18.289	26.589	1'35.498	289.5	15:10'42.653
20	3.424	19.577	27.665	18.377	26.596	1'35.639	288.0	15:12'18.292
21	3.432	19.530	27.580	18.306	26.627	1'35.475	287.2	15:13'53.767
22	3.418	19.606	27.613	18.438	26.747	1'35.822	288.8	15:15'29.589

72 L. PEGRAM (1'34.466)

Lap	Seg. 1	Seg. 2	Seg. 3	Seg. 4	Seg. 5	Lap Time	km/h	Local Time
1			27.919	18.023	**26.088**	1'41.438		14:42'14.423
2	3.380	19.607	**27.411**	18.018	26.174	1'34.590	276.2	14:43'49.013
3	**3.312**	19.405	27.421	18.213	26.589	1'34.940	**295.1**	14:45'23.953
4	3.421	19.846	27.500	**17.974**	26.186	1'34.927	276.2	14:46'58.880
5	3.337	19.472	27.496	18.026	26.135	**1'34.466**	291.1	14:48'33.346
6	3.356	**19.322**	27.472	18.097	26.294	1'34.541	290.3	14:50'07.887
7	3.377	19.412	27.647	18.215	26.251	1'34.902	288.8	14:51'42.789
8	3.383	19.508	27.619	18.128	26.314	1'34.952	288.8	14:53'17.741
9	3.385	19.538	27.648	18.156	26.501	1'35.228	291.1	14:54'52.969
10	3.407	19.425	27.534	18.136	26.272	1'34.774	288.0	14:56'27.743

P = Pits In/Out - C = Lap-Time Cancelled

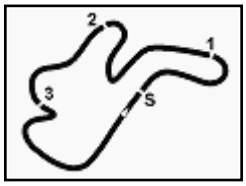

Phillip Island 4.445 m

Phillip Island, 20-21-22 February 2015

Superbike - Chronological Analysis Race 2

Start at 14:40'32.985

11	3.413	19.368	27.623	18.181	26.405	1'34.990	288.0	14:58'02.733
12	3.401	19.460	27.595	18.301	26.435	1'35.192	288.0	14:59'37.925
13	3.426	19.356	27.591	18.139	26.379	1'34.891	285.7	15:01'12.816
14	3.427	19.448	27.589	18.286	26.420	1'35.170	286.5	15:02'47.986
15	3.401	19.391	27.506	18.188	26.393	1'34.879	288.8	15:04'22.865
16	3.417	19.437	27.538	18.272	26.405	1'35.069	288.0	15:05'57.934
17	3.403	19.400	27.743	18.287	26.419	1'35.252	289.5	15:07'33.186
18	3.402	19.702	27.700	18.252	26.449	1'35.505	288.0	15:09'08.691
19	3.398	19.615	28.036	18.412	26.635	1'36.096	287.2	15:10'44.787
20	3.440	19.842	27.785	18.498	26.760	1'36.325	284.2	15:12'21.112
21	3.425	19.767	28.111	18.437	26.811	1'36.551	285.7	15:13'57.663
22	3.425	19.812	28.039	18.486	26.947	1'36.709	286.5	15:15'34.372

23 C. PONSSON (1'34.851)

Lap	Seg. 1	Seg. 2	Seg. 3	Seg. 4	Seg. 5	Lap Time	km/h	Local Time
1			27.901	18.228	**26.299**	1'42.961		14:42'15.946
2	**3.314**	19.402	27.737	**18.039**	26.514	1'35.006	**299.2**	14:43'50.952
3	3.334	19.476	27.729	18.291	26.414	1'35.244	296.7	14:45'26.196
4	3.348	19.413	27.577	18.063	26.510	1'34.911	295.1	14:47'01.107
5	3.356	19.468	27.640	18.282	26.417	1'35.163	295.1	14:48'36.270
6	3.374	19.420	27.608	18.206	26.352	1'34.960	293.5	14:50'11.230
7	3.378	19.491	27.660	18.222	26.394	1'35.145	291.9	14:51'46.375
8	3.386	19.397	27.706	18.165	26.360	1'35.014	291.9	14:53'21.389
9	3.382	19.434	27.490	18.089	26.456	**1'34.851**	291.1	14:54'56.240
10	3.393	19.613	27.673	18.141	26.510	1'35.330	291.1	14:56'31.570
11	3.410	**19.332**	**27.454**	18.142	26.608	1'34.946	289.5	14:58'06.516
12	3.425	19.431	27.637	18.188	26.599	1'35.280	289.5	14:59'41.796
13	3.414	19.416	27.622	18.260	26.617	1'35.329	288.8	15:01'17.125
14	3.422	19.487	27.712	18.232	26.548	1'35.401	288.8	15:02'52.526
15	3.407	19.482	27.611	18.456	26.623	1'35.579	290.3	15:04'28.105
16	3.415	19.514	27.742	18.224	26.507	1'35.402	289.5	15:06'03.507
17	3.417	19.498	27.698	18.286	26.770	1'35.669	288.8	15:07'39.176
18	3.443	19.490	27.735	18.206	26.432	1'35.306	287.2	15:09'14.482
19	3.403	19.753	27.741	18.247	26.630	1'35.774	291.1	15:10'50.256
20	3.412	19.625	27.579	18.258	26.584	1'35.458	290.3	15:12'25.714
21	3.407	19.463	27.573	18.416	26.574	1'35.433	289.5	15:14'01.147
22	3.401	19.546	27.780	18.276	26.808	1'35.811	290.3	15:15'36.958

21 T. BAYLISS (1'32.117)

Lap	Seg. 1	Seg. 2	Seg. 3	Seg. 4	Seg. 5	Lap Time	km/h	Local Time
1			27.133	17.602	25.827	1'39.101		14:42'12.086
2	**3.132**	18.837	27.095	17.637	25.718	1'32.419	**314.0**	14:43'44.505
3	3.146	18.879	26.898	**17.555**	**25.639**	**1'32.117**	311.2	14:45'16.622
4	3.150	**18.773**	**26.873**	17.814	25.751	1'32.361	312.1	14:46'48.983
5	3.198	18.920	27.059	17.746	25.862	1'32.785	309.5	14:48'21.768
6	3.194	18.989	27.017	17.770	26.039	1'33.009	311.2	14:49'54.777
7	3.233	19.524	27.259	17.850	26.071	1'33.937	305.9	14:51'28.714
8	3.248	19.125	27.180	17.746	26.496	1'33.795	303.4	14:53'02.509
9	3.197	19.148	27.257	17.905	26.102	1'33.609	309.5	14:54'36.118
10	3.231	19.204	27.260	18.162	26.361	1'34.218	306.8	14:56'10.336
11	3.272	19.248	27.368	18.131	26.487	1'34.506	302.5	14:57'44.842
12	3.249	19.607	27.639	18.136	26.467	1'35.098	302.5	14:59'19.940
13	3.264	19.574	27.472	18.167	26.461	1'34.938	303.4	15:00'54.878
14	3.246	19.402	27.549	18.492	1'26.474	2'35.163 P	305.1	15:03'30.041
15			28.510	18.343	25.821	1'42.132 P		15:05'12.173
16	3.246	18.940	27.233	17.977	25.826	1'33.222	303.4	15:06'45.395
17	3.265	18.871	26.914	17.893	25.873	1'32.816	301.7	15:08'18.211
18	3.249	19.089	27.108	17.955	26.000	1'33.401	305.9	15:09'51.612
19	3.270	19.069	27.168	18.145	31.561	1'39.213	300.0	15:11'30.825
20	3.398	19.188	26.901	17.774	25.801	1'33.062	294.3	15:13'03.887
21	3.223	18.932	27.603	19.482	26.382	1'35.622	304.2	15:14'39.509

10 I. TOTH (1'37.099)

Lap	Seg. 1	Seg. 2	Seg. 3	Seg. 4	Seg. 5	Lap Time	km/h	Local Time
1			28.922	18.841	27.477	1'46.285		14:42'19.270
2	3.299	20.303	28.493	18.725	27.541	1'38.361	290.3	14:43'57.631
3	3.305	20.183	28.427	18.588	27.313	1'37.816	295.9	14:45'35.447
4	3.330	20.328	28.625	18.724	27.306	1'38.313	295.9	14:47'13.760
5	3.316	20.251	28.513	18.654	27.286	1'38.020	**300.0**	14:48'51.780
6	3.328	20.211	28.561	18.822	27.380	1'38.302	296.7	14:50'30.082
7	3.335	20.163	28.580	18.629	27.252	1'37.959	296.7	14:52'08.041
8	3.346	20.124	28.517	18.616	27.364	1'37.967	296.7	14:53'46.008
9	3.332	20.146	28.404	18.566	27.241	1'37.689	295.9	14:55'23.697
10	3.356	20.092	28.346	18.565	27.235	1'37.594	295.9	14:57'01.291
11	3.334	20.001	**28.303**	18.502	27.093	1'37.233	298.3	14:58'38.524
12	3.328	20.175	28.341	18.521	27.155	1'37.520	298.3	15:00'16.044
13	3.339	20.050	28.352	18.467	27.132	1'37.340	296.7	15:01'53.384
14	3.332	20.014	28.345	18.548	27.312	1'37.551	295.9	15:03'30.935
15	3.338	**19.978**	28.356	18.467	27.198	1'37.337	295.9	15:05'08.272
16	3.326	20.101	29.678	19.304	31.557	1'43.966	297.5	15:06'52.238
17	3.291	21.128	30.348	19.951	27.640	1'42.358	298.3	15:08'34.596
18	3.304	21.550	28.603	18.471	27.470	1'39.398	296.7	15:10'13.994
19	3.308	21.797	28.925	18.498	27.292	1'39.820	297.5	15:11'53.814
20	3.308	20.167	28.577	18.526	28.120	1'38.698	296.7	15:13'32.512
21	**3.273**	20.045	28.372	**18.394**	**27.015**	**1'37.099**	299.2	15:15'09.611

P = Pits In/Out - C = Lap-Time Cancelled

60 M. VD MARK (1'31.878)

Lap	Seg. 1	Seg. 2	Seg. 3	Seg. 4	Seg. 5	Lap Time	km/h	Local Time
1			27.183	17.683	25.626	1'38.219		14:42'11.204
2	**3.093**	18.920	**26.783**	17.576	25.603	1'31.975	**314.9**	14:43'43.179
3	3.106	18.968	26.815	**17.421**	**25.568**	**1'31.878**	312.1	14:45'15.057
4	3.122	19.155	27.000	17.597	25.674	1'32.548	308.6	14:46'47.605
5	3.167	19.223	27.392	17.684	25.704	1'33.170	306.8	14:48'20.775
6	3.144	18.893	26.810	17.660	25.631	1'32.138	310.3	14:49'52.913
7	3.139	19.177	27.039	17.565	25.780	1'32.700	306.8	14:51'25.613
8	3.172	18.959	26.891	17.647	25.725	1'32.394	311.2	14:52'58.007
9	3.258	18.672	27.064	17.651	25.840	1'32.485	303.4	14:54'30.492
10	3.260	**18.605**	26.899	17.688	25.867	1'32.319	303.4	14:56'02.811
11	3.258	18.622	26.855	17.643	25.706	1'32.084	304.2	14:57'34.895
12	3.246	18.629	26.924	17.627	25.835	1'32.261	305.1	14:59'07.156
13	3.264	18.683	27.154	18.073	26.011	1'33.185	303.4	15:00'40.341
14	3.145	18.870	26.993	17.529	25.803	1'32.340	305.9	15:02'12.681
15	3.169	18.904	26.942	17.651	25.821	1'32.487	308.6	15:03'45.168
16	3.176	18.922	26.983	17.636	25.758	1'32.475	312.1	15:05'17.643
17	3.179	18.760	26.988	17.676	25.776	1'32.379	311.2	15:06'50.022
18	3.178	18.849	27.072	17.690	25.832	1'32.621	311.2	15:08'22.643

81 J. TORRES (1'31.740)

Lap	Seg. 1	Seg. 2	Seg. 3	Seg. 4	Seg. 5	Lap Time	km/h	Local Time
1			27.253	17.657	25.727	1'38.614		14:42'11.599
2	3.125	18.995	26.827	17.456	25.733	1'32.136	312.1	14:43'43.735
3	3.123	18.961	26.790	**17.419**	**25.543**	1'31.836	315.8	14:45'15.571
4	3.127	19.090	26.968	17.527	25.860	1'32.572	309.5	14:46'48.143
5	3.147	19.121	27.314	17.642	25.813	1'33.037	313.0	14:48'21.180
6	3.113	18.992	26.950	17.687	25.588	1'32.330	312.1	14:49'53.510
7	**3.104**	18.952	27.098	17.651	25.858	1'32.663	**318.6**	14:51'26.173
8	3.125	19.262	27.228	17.637	26.006	1'33.258	311.2	14:52'59.431
9	3.159	19.041	26.928	17.457	25.786	1'32.371	311.2	14:54'31.802
10	3.143	18.973	27.070	17.522	25.738	1'32.446	314.9	14:56'04.248
11	3.176	19.004	26.917	17.583	25.756	1'32.436	310.3	14:57'36.684
12	3.174	18.881	27.057	17.506	25.881	1'32.499	309.5	14:59'09.183
13	3.182	19.068	27.074	17.505	25.603	1'32.432	310.3	15:00'41.615
14	3.150	**18.677**	**26.761**	17.520	25.632	**1'31.740**	312.1	15:02'13.355
15	3.142	18.784	26.909	17.593	25.758	1'32.186	316.7	15:03'45.541
16	3.140	18.859	26.935	17.633	25.708	1'32.275	313.0	15:05'17.816
17	3.112	18.886	27.779	17.629	25.710	1'33.116	**318.6**	15:06'50.932

77 J. METCHER (1'33.957)

Lap	Seg. 1	Seg. 2	Seg. 3	Seg. 4	Seg. 5	Lap Time	km/h	Local Time
1			28.055	**17.978**	**26.020**	1'41.465		14:42'14.450
2	**3.251**	**19.251**	**27.251**	17.998	26.206	**1'33.957**	**302.5**	14:43'48.407
3	3.293	19.428	27.493	18.501	27.322	1'36.037	300.0	14:45'24.444

22 A. LOWES (40'39.999)

Lap	Seg. 1	Seg. 2	Seg. 3	Seg. 4	Seg. 5	Lap Time	km/h	Local Time
1			**27.741**	**17.949**	**29.529**	2'19.200		14:42'52.185

PIRELLI
Official Tyre Supplier
TISSOT
SWISS WATCHES SINCE 1853
Official Timekeeper