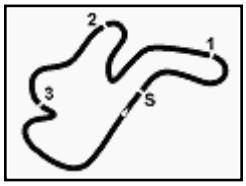

Phillip Island 4.445 m

Phillip Island, 20-21-22 February 2015

Superbike - Chronological Analysis Free Practice 2nd Session

1° 81 J. TORRES (1'31.242)

Lap	Seg. 1	Seg. 2	Seg. 3	Seg. 4	Seg. 5	Lap Time	km/h	Local Time
								15:30'43.271
1			29.208	18.132	26.992	1'47.782 P		15:32'31.053
2	3.265	18.963	32.192	21.425	27.464	1'43.309	302.5	15:34'14.362
3	3.246	18.657	26.783	17.548	25.960	1'32.194	305.9	15:35'46.556
4	3.243	18.571	26.557	17.557	25.912	1'31.840	305.9	15:37'18.396
5	3.223	18.609	26.757	17.517	25.777	1'31.883	**308.6**	15:38'50.279
6	**3.204**	19.153	29.878	18.225	26.226	1'36.686	**308.6**	15:40'26.965
7	3.216	**18.418**	26.849	17.765	25.912	1'32.160	**308.6**	15:41'59.125
8	3.221	19.020	26.729	17.508	25.915	1'32.393	307.7	15:43'31.518
9	3.252	18.605	26.931	17.659	26.096	1'32.543	304.2	15:45'04.061
10	3.262	20.754	29.896	18.057	11'26.339	12'38.308 P	303.4	15:57'42.369
11			29.914	18.776	3'26.796	4'51.612 P		16:02'33.981
12			27.086	17.834	26.018	1'41.719 P		16:04'15.700
13	3.257	18.614	26.445	17.416	25.699	1'31.431	303.4	16:05'47.131
14	3.230	18.583	30.461	17.788	25.903	1'35.965	306.8	16:07'23.096
15	3.227	18.462	26.448	17.469	25.718	1'31.324	305.1	16:08'54.420
16	3.238	18.570	26.510	17.588	25.751	1'31.657	305.9	16:10'26.077
17	3.244	18.501	26.477	**17.391**	25.693	1'31.306	303.4	16:11'57.383
18	3.244	18.572	27.625	18.776	3'45.419	4'53.636 P	305.1	16:16'51.019
19			27.720	17.855	28.494	1'49.911 P		16:18'40.930
20	3.219	18.554	**26.418**	17.418	**25.633**	**1'31.242**	306.8	16:20'12.172

2° 91 L. HASLAM (1'31.466)

Lap	Seg. 1	Seg. 2	Seg. 3	Seg. 4	Seg. 5	Lap Time	km/h	Local Time
								15:30'44.122
1			28.499	18.520	26.842	1'47.599 P		15:32'31.721
2	**3.240**	19.059	28.912	24.412	29.215	1'44.838	303.4	15:34'16.559
3	3.243	18.826	26.436	17.719	25.998	1'32.222	**305.9**	15:35'48.781
4	3.241	18.778	26.322	17.979	6'59.285	8'05.605 P	300.0	15:43'54.386
5			29.079	18.765	27.127	1'48.830 P		15:45'43.216
6	3.266	18.642	26.265	17.609	25.863	1'31.645	301.7	15:47'14.861
7	3.271	**18.638**	26.273	17.529	25.755	**1'31.466**	298.3	15:48'46.327
8	3.266	18.666	26.308	17.654	25.908	1'31.802	301.7	15:50'18.129
9	3.258	19.562	28.044	18.391	10'46.969	11'56.224 P	302.5	16:02'14.353
10			28.388	18.686	26.752	1'45.885 P		16:04'00.238
11	3.264	18.768	26.440	17.787	25.938	1'32.197	302.5	16:05'32.435
12	3.265	18.674	26.338	17.598	**25.686**	1'31.561	301.7	16:07'03.996
13	3.258	18.671	26.246	17.586	5'51.519	6'57.280 P	302.5	16:14'01.276
14			27.760	18.503	28.885	1'45.518 P		16:15'46.794

3° 66 T. SYKES (1'31.670)

Lap	Seg. 1	Seg. 2	Seg. 3	Seg. 4	Seg. 5	Lap Time	km/h	Local Time
								15:31'15.112
1			28.627	18.373	27.010	1'44.957 P		15:33'00.069
2	3.360	18.998	26.740	17.741	26.248	1'33.087	294.3	15:34'33.156
3	3.341	18.807	26.476	17.667	26.180	1'32.471	295.1	15:36'05.627
4	3.319	18.775	26.462	17.535	25.999	1'32.090	296.7	15:37'37.717
5	3.331	18.611	**26.377**	17.484	**25.867**	**1'31.670**	295.9	15:39'09.387
6	**3.309**	18.690	26.438	17.480	25.913	1'31.830	**297.5**	15:40'41.217
7	3.319	18.697	26.469	17.593	26.505	1'32.583	295.9	15:42'13.800
8	3.336	18.753	26.408	17.513	26.030	1'32.040	294.3	15:43'45.840
9	3.335	18.670	26.437	**17.436**	25.973	1'31.851	295.9	15:45'17.691
10	3.331	18.871	27.000	17.814	26.804	1'33.820	295.1	15:46'51.511
11	3.340	18.626	26.442	17.566	25.975	1'31.949	295.1	15:48'23.460
12	3.321	18.645	26.385	17.555	25.978	1'31.884	296.7	15:49'55.344
13	3.315	18.689	26.410	17.522	26.050	1'31.986	296.7	15:51'27.330
14	3.322	18.672	26.587	17.510	26.105	1'32.196	295.9	15:52'59.526
15	3.325	**18.591**	26.472	17.479	26.006	1'31.873	295.1	15:54'31.399
16	3.329	18.746	26.525	17.574	26.009	1'32.183	295.9	15:56'03.582
17	3.336	18.737	26.415	17.538	25.942	1'31.968	294.3	15:57'35.550
18	3.325	19.360	27.289	18.082	9'37.421	10'45.477 P	295.1	16:08'21.027
19			27.844	18.097	27.016	1'43.347 P		16:10'04.374
20	3.346	18.810	26.541	17.582	26.055	1'32.334	295.9	16:11'36.708
21	3.342	18.707	26.605	17.642	26.207	1'32.503	295.1	16:13'09.211
22	3.336	18.724	26.559	17.667	26.131	1'32.417	295.1	16:14'41.628
23	3.354	18.801	26.666	17.765	26.401	1'32.987	294.3	16:16'14.615

4° 60 M. VD MARK (1'31.693)

Lap	Seg. 1	Seg. 2	Seg. 3	Seg. 4	Seg. 5	Lap Time	km/h	Local Time
								15:30'06.758
1			28.480	18.251	26.181	1'45.133 P		15:31'51.891
2	3.344	18.950	26.788	17.581	26.056	1'32.719	294.3	15:33'24.610
3	3.343	18.825	26.672	17.599	26.037	1'32.476	295.1	15:34'57.086
4	3.326	18.697	27.532	17.642	26.101	1'33.298	295.9	15:36'30.384
5	3.337	18.646	26.657	17.670	25.959	1'32.269	295.1	15:38'02.653
6	3.340	20.078	30.262	18.583	7'55.785	9'08.048 P	295.1	15:47'10.701
7			27.944	17.740	26.131	1'43.950 P		15:48'54.651
8	3.314	18.765	26.730	17.529	25.993	1'32.331	297.5	15:50'26.982
9	3.326	18.626	26.717	17.592	25.987	1'32.248	296.7	15:51'59.230
10	3.337	18.792	26.682	17.600	26.060	1'32.471	295.9	15:53'31.701
11	3.332	19.840	27.042	17.782	8'45.354	9'53.350 P	295.9	16:03'25.051
12			28.022	17.806	26.057	1'42.067 P		16:05'07.118
13	3.311	18.699	26.839	17.653	26.106	1'32.608	297.5	16:06'39.726
14	3.310	18.562	26.671	17.571	25.917	1'32.031	297.5	16:08'11.757
15	3.316	**18.495**	**26.537**	**17.504**	**25.841**	**1'31.693**	297.5	16:09'43.450
16	3.330	18.520	26.658	17.571	25.951	1'32.030	296.7	16:11'15.480
17	3.334	18.643	26.606	17.568	26.015	1'32.166	295.9	16:12'47.646
18	3.323	18.638	26.682	17.535	25.919	1'32.097	296.7	16:14'19.743
19	3.333	18.595	26.717	17.530	25.924	1'32.099	295.9	16:15'51.842
20	3.307	18.826	26.596	17.526	26.002	1'32.257	298.3	16:17'24.099
21	**3.294**	18.665	26.634	17.579	26.255	1'32.427	**299.2**	16:18'56.526
22	3.329	18.711	35.862	18.371	26.700	1'42.973	295.9	16:20'39.499

5° 22 A. LOWES (1'31.734)

Lap	Seg. 1	Seg. 2	Seg. 3	Seg. 4	Seg. 5	Lap Time	km/h	Local Time
								15:30'24.141
1			30.520	18.649	27.385	1'53.198 P		15:32'17.339
2	3.308	18.930	26.886	17.596	26.257	1'32.977	298.3	15:33'50.316
3	3.291	18.808	26.657	17.537	26.126	1'32.419	300.0	15:35'22.735
4	3.286	18.730	26.529	17.430	**25.759**	**1'31.734**	300.8	15:36'54.469
5	**3.243**	19.505	27.642	18.555	9'38.485	10'47.430 P	**304.2**	15:47'41.899
6			30.514	19.031	26.814	1'54.929 P		15:49'36.828
7	3.301	18.802	26.623	17.474	26.000	1'32.200	299.2	15:51'09.028
8	3.264	18.610	26.516	17.629	26.092	1'32.111	302.5	15:52'41.139
9	3.275	18.726	26.508	17.487	26.016	1'32.012	301.7	15:54'13.151
10	3.274	18.969	26.560	17.750	26.338	1'32.891	300.8	15:55'46.042
11	3.299	18.855	26.517	**17.403**	26.010	1'32.084	299.2	15:57'18.126
12	3.282	18.779	28.391	22.637	7'15.716	8'28.805 P	300.0	16:05'46.931
13			30.766	18.330	26.792	1'55.291 P		16:07'42.222
14	3.299	18.819	26.622	17.489	26.431	1'32.660	299.2	16:09'14.882
15	3.306	18.729	26.464	17.540	26.281	1'32.320	299.2	16:10'47.202
16	3.280	18.681	**26.448**	17.495	25.948	1'31.852	301.7	16:12'19.054
17	3.283	18.747	26.463	17.463	26.011	1'31.967	300.8	16:13'51.021
18	3.280	18.724	26.535	17.457	26.096	1'32.092	300.8	16:15'23.113
19	3.284	18.688	26.542	17.505	26.112	1'32.131	300.8	16:16'55.244
20	3.296	18.745	26.703	17.551	26.227	1'32.522	299.2	16:18'27.766
21	3.291	**18.596**	26.529	17.456	26.038	1'31.910	300.0	16:19'59.676

6° 65 J. REA (1'31.812)

Lap	Seg. 1	Seg. 2	Seg. 3	Seg. 4	Seg. 5	Lap Time	km/h	Local Time
								15:30'05.720
1			27.411	17.871	26.359	1'41.279 P		15:31'46.999
2	3.330	18.838	26.591	17.536	**25.821**	1'32.116	296.7	15:33'19.115
3	3.302	18.605	26.502	**17.510**	25.893	**1'31.812**	299.2	15:34'50.927
4	3.293	18.553	26.503	17.564	26.016	1'31.929	300.8	15:36'22.856
5	3.302	18.619	26.526	17.573	26.014	1'32.034	300.0	15:37'54.890
6	3.303	18.708	26.545	17.647	26.016	1'32.219	300.0	15:39'27.109
7	**3.255**	18.646	26.506	17.515	25.938	1'31.860	**305.1**	15:40'58.969
8	3.306	18.922	26.605	17.536	25.997	1'32.366	299.2	15:42'31.335
9	3.310	18.589	**26.465**	17.628	25.908	1'31.900	298.3	15:44'03.235
10	3.300	18.628	26.626	17.602	25.997	1'32.153	299.2	15:45'35.388
11	3.308	18.702	26.603	17.568	26.025	1'32.206	299.2	15:47'07.594
12	3.316	18.687	26.619	17.520	26.017	1'32.159	298.3	15:48'39.753
13	3.311	18.757	26.630	17.585	25.984	1'32.267	299.2	15:50'12.020
14	3.296	**18.536**	26.616	17.610	25.986	1'32.044	300.0	15:51'44.064
15	3.293	18.790	26.672	17.622	26.067	1'32.444	300.0	15:53'16.508
16	3.304	18.640	26.587	17.570	26.203	1'32.304	299.2	15:54'48.812
17	3.308	18.685	26.624	17.666	26.633	1'32.916	299.2	15:56'21.728
18	3.315	18.681	26.559	17.664	26.115	1'32.334	297.5	15:57'54.062
19	3.314	19.040	31.372	19.137	11'31.726	12'44.589 P	297.5	16:10'38.651
20			26.942	17.635	27.332	1'44.309 P		16:12'22.960
21	3.289	18.687	26.492	17.621	25.976	1'32.065	300.0	16:13'55.025
22	3.298	18.704	26.649	17.659	26.023	1'32.333	300.0	16:15'27.358
23	3.308	20.667	31.467	18.366	26.396	1'40.204	299.2	16:17'07.562
24	3.308	18.701	26.500	17.565	26.124	1'32.198	300.0	16:18'39.760

7° 7 C. DAVIES (1'31.920)

Lap	Seg. 1	Seg. 2	Seg. 3	Seg. 4	Seg. 5	Lap Time	km/h	Local Time
								15:30'15.654
1			28.404	18.746	26.779	1'45.912 P		15:32'01.566
2	3.259	18.892	27.027	17.870	26.100	1'33.148	301.7	15:33'34.714
3	3.265	18.789	26.928	17.720	26.335	1'33.037	302.5	15:35'07.751
4	3.308	21.502	30.330	18.980	5'44.770	6'58.890 P	300.8	15:42'06.641
5			27.834	18.168	26.453	1'43.529 P		15:43'50.170
6	3.297	18.750	**26.525**	17.657	25.958	1'32.187	300.8	15:45'22.357
7	3.295	18.680	26.546	17.648	25.923	1'32.092	300.0	15:46'54.449
8	3.293	18.690	26.605	17.731	26.076	1'32.395	300.0	15:48'26.844
9	3.305	18.760	26.639	17.765	26.065	1'32.534	299.2	15:49'59.378
10	3.277	18.673	26.754	17.761	26.122	1'32.587	301.7	15:51'31.965
11	3.273	19.915	29.316	18.145	10'31.590	11'42.239 P	302.5	16:03'14.204
12			27.705	18.282	26.040	1'42.460 P		16:04'56.664
13	3.298	18.733	26.683	17.652	25.910	1'32.276	299.2	16:06'28.940
14	3.290	18.590	26.599	17.573	**25.875**	1'31.927	300.0	16:08'00.867
15	3.301	18.756	26.571	17.634	26.065	1'32.327	300.0	16:09'33.194
16	3.302	**18.587**	26.728	17.668	26.024	1'32.309	299.2	16:11'05.503
17	3.295	18.704	26.566	17.583	25.999	1'32.147	300.8	16:12'37.650

P = Pits In/Out - C = Lap-Time Cancelled

PIRELLI
Official Tyre Supplier
TISSOT
SWISS WATCHES SINCE 1853
Official Timekeeper

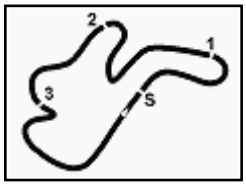

Phillip Island 4.445 m

Phillip Island, 20-21-22 February 2015

Superbike - Chronological Analysis Free Practice 2nd Session

18	**3.252**	18.800	28.770	23.177	30.025	1'44.024	**305.9**	16:14'21.674
19	3.283	18.599	26.554	**17.544**	25.940	**1'31.920**	300.8	16:15'53.594
20	3.272	18.631	26.617	17.599	26.056	1'32.175	303.4	16:17'25.769
21	3.279	21.242	29.279	20.386	29.506	1'43.692	301.7	16:19'09.461
22	3.272	18.755	29.222	19.138	26.058	1'36.445	300.8	16:20'45.906

8° 1 S. GUINTOLI (1'32.329)

Lap	Seg. 1	Seg. 2	Seg. 3	Seg. 4	Seg. 5	Lap Time	km/h	Local Time
								15:30'37.964
1			28.824	18.281	29.920	1'53.455 P		15:32'31.419
2	3.275	19.188	27.248	17.877	27.791	1'35.379	302.5	15:34'06.798
3	3.249	19.095	26.973	17.599	26.315	1'33.231	302.5	15:35'40.029
4	3.269	18.807	26.810	17.615	**26.001**	1'32.502	301.7	15:37'12.531
5	3.256	18.829	28.793	17.982	27.936	1'36.796	303.4	15:38'49.327
6	3.235	18.879	27.717	18.729	8'06.508	9'15.068 P	**305.9**	15:48'04.395
7			27.858	18.672	29.942	1'52.567 P		15:49'56.962
8	3.278	18.948	26.959	17.672	26.233	1'33.090	301.7	15:51'30.052
9	3.264	19.203	27.674	17.919	10'36.244	11'44.304 P	302.5	16:03'14.356
10			27.862	18.170	26.042	1'42.554 P		16:04'56.910
11	**3.227**	18.776	26.914	17.558	26.028	1'32.503	**305.9**	16:06'29.413
12	3.254	18.721	**26.701**	**17.526**	26.127	**1'32.329**	304.2	16:08'01.742
13	3.273	19.305	27.359	17.934	4'13.704	5'21.575 P	301.7	16:13'23.317
14			30.736	17.843	26.249	1'48.803 P		16:15'12.120
15	3.285	**18.685**	26.816	17.538	26.019	1'32.343	300.8	16:16'44.463
16	3.292	19.719	29.676	18.116	26.476	1'37.279	300.0	16:18'21.742
17	3.307	18.761	26.743	17.683	26.218	1'32.712	299.2	16:19'54.454

9° 14 R. DE PUNIET (1'32.353)

Lap	Seg. 1	Seg. 2	Seg. 3	Seg. 4	Seg. 5	Lap Time	km/h	Local Time
								15:30'08.673
1			28.534	18.464	26.625	1'46.127 P		15:31'54.800
2	3.257	19.381	27.468	18.380	31.642	1'40.128	297.5	15:33'34.928
3	**3.243**	19.018	27.432	17.758	25.987	1'33.438	**302.5**	15:35'08.366
4	3.276	19.563	29.008	22.013	29.635	1'43.495	300.0	15:36'51.861
5	3.331	18.945	27.084	17.823	26.670	1'33.853	295.9	15:38'25.714
6	3.351	18.833	27.047	17.768	26.181	1'33.180	293.5	15:39'58.894
7	3.331	20.141	31.020	19.690	7'28.639	8'42.821 P	295.9	15:48'41.715
8			28.570	18.126	26.157	1'48.264 P		15:50'29.979
9	3.326	18.869	27.060	17.811	26.081	1'33.147	296.7	15:52'03.126
10	3.314	18.737	27.064	17.862	26.113	1'33.090	297.5	15:53'36.216
11	3.283	19.331	27.992	18.665	15'57.266	17'06.537 P	300.8	16:10'42.753
12			29.145	20.164	28.209	1'49.189 P		16:12'31.942
13	3.322	18.933	27.091	17.809	26.139	1'33.294	297.5	16:14'05.236
14	3.327	21.737	29.337	18.525	26.771	1'39.697	295.9	16:15'44.933
15	3.312	18.685	**26.755**	**17.634**	**25.967**	**1'32.353**	298.3	16:17'17.286
16	3.294	**18.626**	27.324	20.607	29.954	1'39.805	299.2	16:18'57.091
17	3.262	18.875	27.034	17.722	25.969	1'32.862	297.5	16:20'29.953

10° 44 D. SALOM (1'32.534)

Lap	Seg. 1	Seg. 2	Seg. 3	Seg. 4	Seg. 5	Lap Time	km/h	Local Time
								15:30'57.390
1			28.092	18.277	26.408	1'46.569 P		15:32'43.959
2	3.390	19.130	26.820	17.943	26.256	1'33.539	291.9	15:34'17.498
3	3.323	**18.695**	26.811	17.750	26.241	1'32.820	**296.7**	15:35'50.318
4	3.338	18.894	26.801	17.771	26.236	1'33.040	295.9	15:37'23.358
5	3.372	19.208	28.478	18.612	26'37.652	27'47.322 P	292.7	16:05'10.680
6			36.018	18.884	26.335	1'55.977 P		16:07'06.657
7	3.342	18.786	26.827	**17.655**	**25.924**	**1'32.534**	295.1	16:08'39.191
8	3.353	18.734	**26.703**	17.744	26.056	1'32.590	294.3	16:10'11.781
9	3.358	18.847	26.756	17.667	26.051	1'32.679	294.3	16:11'44.460
10	3.335	18.868	27.090	17.943	26.100	1'33.336	295.9	16:13'17.796
11	**3.320**	18.875	26.977	17.779	26.105	1'33.056	295.9	16:14'50.852
12	3.369	18.956	26.997	17.748	26.216	1'33.286	293.5	16:16'24.138
13	3.368	19.011	26.949	17.860	26.403	1'33.591	293.5	16:17'57.729
14	3.384	18.865	26.813	17.857	27.181	1'34.100	290.3	16:19'31.829

11° 18 N. TEROL (1'32.535)

Lap	Seg. 1	Seg. 2	Seg. 3	Seg. 4	Seg. 5	Lap Time	km/h	Local Time
								15:30'31.672
1			34.500	18.508	26.633	2'00.801 P		15:32'32.473
2	3.247	19.115	28.089	20.957	26.640	1'38.048	302.5	15:34'10.521
3	3.267	18.993	26.895	17.682	26.008	1'32.845	300.8	15:35'43.366
4	3.261	18.947	26.793	**17.584**	25.950	**1'32.535**	300.0	15:37'15.901
5	**3.242**	19.101	26.987	17.667	25.994	1'32.991	**303.4**	15:38'48.892
6	3.282	18.944	32.938	18.466	26.209	1'39.839	300.8	15:40'28.731
7	3.266	18.912	26.904	17.733	26.025	1'32.840	301.7	15:42'01.571
8	3.286	18.872	26.785	17.670	25.996	1'32.609	300.8	15:43'34.180
9	3.290	18.909	26.916	17.703	26.072	1'32.890	299.2	15:45'07.070
10	3.295	18.981	26.892	17.746	5'42.153	6'49.067 P	299.2	15:51'56.137
11			30.003	18.705	26.463	1'50.669 P		15:53'46.806
12	3.312	19.113	27.115	17.779	26.395	1'33.714	295.9	15:55'20.520
13	3.297	18.956	**26.755**	17.658	**25.919**	1'32.585	298.3	15:56'53.105
14	3.284	18.924	26.881	17.667	7'12.924	8'19.680 P	300.0	16:05'12.785
15			30.265	20.779	26.222	1'52.192 P		16:07'04.977
16	3.282	18.945	47.135	17.937	26.130	1'53.429	299.2	16:08'58.406
17	3.292	18.910	26.935	17.614	25.928	1'32.679	298.3	16:10'31.085
18	3.286	**18.817**	26.781	17.642	26.259	1'32.785	299.2	16:12'03.870
19	3.299	18.932	26.928	17.707	26.035	1'32.901	296.7	16:13'36.771
20	3.304	18.992	26.827	17.735	25.996	1'32.854	298.3	16:15'09.625
21	3.317	20.334	28.799	17.759	26.111	1'36.320	295.1	16:16'45.945
22	3.276	20.757	29.424	18.056	26.219	1'37.732	300.0	16:18'23.677
23	3.301	18.876	27.423	17.765	26.033	1'33.398	297.5	16:19'57.075

12° 2 L. CAMIER (1'33.131)

Lap	Seg. 1	Seg. 2	Seg. 3	Seg. 4	Seg. 5	Lap Time	km/h	Local Time
								15:30'30.479
1			28.680	18.796	30.498	1'52.967 P		15:32'23.446
2	3.416	19.176	27.326	17.872	26.175	1'33.965	289.5	15:33'57.411
3	3.352	19.395	29.036	19.426	29.611	1'40.820	293.5	15:35'38.231
4	3.411	**18.943**	26.940	17.878	26.272	1'33.444	289.5	15:37'11.675
5	3.405	19.092	27.192	17.872	26.311	1'33.872	290.3	15:38'45.547
6	3.407	19.010	26.989	**17.800**	26.232	1'33.438	289.5	15:40'18.985
7	3.364	21.752	32.507	20.247	13'30.855	14'48.725 P	292.7	15:55'07.710
8			28.777	18.321	27.263	1'50.635 P		15:56'58.345
9	3.442	19.132	27.120	19.214	5'58.773	7'07.681 P	286.5	16:04'06.026
10			28.706	19.325	27.540	1'50.005 P		16:05'56.031
11	3.406	18.947	26.846	17.844	26.163	1'33.206	288.8	16:07'29.237
12	3.396	18.984	26.917	17.802	**26.032**	**1'33.131**	290.3	16:09'02.368
13	3.372	19.188	**26.813**	18.452	5'09.689	6'17.514 P	292.7	16:15'19.882
14			29.449	18.268	26.344	1'47.964 P		16:17'07.846
15	**3.344**	18.997	26.873	17.962	29.534	1'36.710	**295.9**	16:18'44.556
16	3.387	18.995	27.175	17.870	26.184	1'33.611	291.9	16:20'18.167

13° 12 M. WALTERS (1'33.165)

Lap	Seg. 1	Seg. 2	Seg. 3	Seg. 4	Seg. 5	Lap Time	km/h	Local Time
								15:31'16.663
1			29.653	18.311	26.722	1'48.052 P		15:33'04.715
2	3.423	18.773	**27.210**	**17.564**	**26.195**	**1'33.165**	**288.8**	15:34'37.880

14° 36 L. MERCADO (1'33.375)

Lap	Seg. 1	Seg. 2	Seg. 3	Seg. 4	Seg. 5	Lap Time	km/h	Local Time
								15:30'11.627
1			28.602	18.481	26.775	1'46.232 P		15:31'57.859
2	3.326	19.662	27.496	18.017	26.583	1'35.084	296.7	15:33'32.943
3	3.312	22.834	28.359	17.899	26.278	1'38.682	297.5	15:35'11.625
4	3.313	19.268	26.957	17.746	26.370	1'33.654	296.7	15:36'45.279
5	3.397	25.852	39.725	30.565	26.891	2'06.430	290.3	15:38'51.709
6	3.311	19.212	27.015	17.774	**26.063**	**1'33.375**	297.5	15:40'25.084
7	**3.288**	19.105	27.056	17.878	26.149	1'33.476	**300.0**	15:41'58.560
8	3.396	22.263	30.399	18.198	8'29.823	9'44.079 P	287.2	15:51'42.639
9			28.539	17.852	26.416	1'51.638 P		15:53'34.277
10	3.332	19.134	27.183	17.766	27.049	1'34.464	295.1	15:55'08.741
11	3.362	19.155	**26.949**	**17.711**	26.484	1'33.661	292.7	15:56'42.402
12	3.359	22.419	34.510	18.152	5'16.180	6'34.620 P	293.5	16:03'17.022
13			33.445	20.750	26.254	1'51.546 P		16:05'08.568
14	3.342	19.008	27.193	17.812	26.249	1'33.604	295.1	16:06'42.172
15	3.335	19.135	27.078	17.891	26.410	1'33.849	295.1	16:08'16.021
16	3.435	24.685	39.793	24.997	5'09.729	6'42.639 P	284.2	16:14'58.660
17			33.988	28.863	27.960	2'10.608 P		16:17'09.268
18	3.323	**18.998**	26.977	17.732	26.556	1'33.586	297.5	16:18'42.854
19	3.330	19.018	27.259	17.848	26.233	1'33.688	296.7	16:20'16.542

15° 20 S. BARRIER (1'33.382)

Lap	Seg. 1	Seg. 2	Seg. 3	Seg. 4	Seg. 5	Lap Time	km/h	Local Time
								15:30'07.167
1			29.090	18.886	27.206	1'47.555 P		15:31'54.722
2	3.313	19.271	27.466	17.972	26.319	1'34.341	296.7	15:33'29.063
3	3.342	18.889	27.139	17.963	**26.185**	1'33.518	295.1	15:35'02.581
4	**3.278**	19.224	27.225	18.016	26.636	1'34.379	**300.8**	15:36'36.960
5	3.369	19.419	27.548	18.327	11'42.317	12'50.980 P	291.9	15:49'27.940
6			27.818	18.083	26.353	1'46.370 P		15:51'14.310
7	3.347	19.004	**27.006**	**17.733**	26.292	**1'33.382**	294.3	15:52'47.692

16° 15 M. BAIOCCO (1'33.484)

Lap	Seg. 1	Seg. 2	Seg. 3	Seg. 4	Seg. 5	Lap Time	km/h	Local Time
								15:30'05.333
1			29.163	18.434	26.605	1'48.165 P		15:31'53.498
2	3.311	19.594	32.231	18.191	26.564	1'39.891	298.3	15:33'33.389
3	3.295	19.332	27.176	18.166	26.735	1'34.704	299.2	15:35'08.093
4	3.304	19.143	26.996	17.904	26.463	1'33.810	299.2	15:36'41.903
5	3.345	19.205	27.165	21.383	33.343	1'44.441	295.9	15:38'26.344
6	3.329	19.165	27.128	17.947	26.303	1'33.872	296.7	15:40'00.216
7	3.340	24.168	30.705	20.126	10'11.891	11'30.230 P	291.1	15:51'30.446
8			31.629	27.754	29.176	2'01.619 P		15:53'32.065
9	3.334	19.109	**26.786**	19.890	28.395	1'37.514	295.9	15:55'09.579
10	3.324	**19.032**	27.243	**17.807**	26.332	1'33.738	296.7	15:56'43.317
11	3.320	19.056	32.838	19.463	10'56.365	12'11.042 P	296.7	16:08'54.359
12			27.632	18.235	26.769	1'45.763 P		16:10'40.122

P = Pits In/Out - C = Lap-Time Cancelled

PIRELLI
Official Tyre Supplier

TISSOT
SWISS WATCHES SINCE 1853
Official Timekeeper

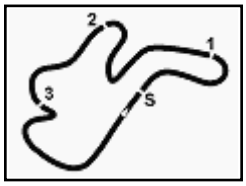

Phillip Island 4.445 m

Phillip Island, 20-21-22 February 2015

Superbike - Chronological Analysis Free Practice 2nd Session

13	3.369	19.036	26.919	17.851	26.375	1'33.550	292.7	16:12'13.672
14	3.359	19.078	26.851	17.919	26.277	**1'33.484**	293.5	16:13'47.156
15	3.359	19.062	26.966	23.568	27.804	1'40.759	293.5	16:15'27.915
16	3.299	24.059	28.832	17.902	**26.237**	1'40.329	300.0	16:17'08.244
17	**3.273**	19.251	27.061	17.839	27.703	1'35.127	**302.5**	16:18'43.371
18	3.290	19.062	27.308	17.892	26.278	1'33.830	300.0	16:20'17.201

17° 21 T. BAYLISS (1'33.490)

Lap	Seg. 1	Seg. 2	Seg. 3	Seg. 4	Seg. 5	Lap Time	km/h	Local Time
								15:30'04.139
1			28.550	19.030	26.712	1'48.951 P		15:31'53.090
2	3.363	19.616	27.515	18.254	26.330	1'35.078	293.5	15:33'28.168
3	3.319	19.271	27.184	18.125	26.279	1'34.178	295.9	15:35'02.346
4	3.343	20.417	29.187	19.178	11'14.978	12'27.103 P	295.1	15:47'29.449
5			27.839	18.448	26.639	1'46.033 P		15:49'15.482
6	3.340	19.584	28.476	18.914	13'44.536	14'54.850 P	294.3	16:04'10.332
7			27.987	18.352	**26.104**	1'43.516 P		16:05'53.848
8	3.329	19.040	27.167	18.148	26.175	1'33.859	295.9	16:07'27.707
9	3.323	19.057	27.183	**17.902**	26.229	1'33.694	295.1	16:09'01.401
10	3.327	22.173	32.444	19.219	28.767	1'45.930	294.3	16:10'47.331
11	3.296	19.016	**26.942**	17.916	26.375	1'33.545	296.7	16:12'20.876
12	3.436	21.863	31.720	20.164	27.804	1'44.987	274.1	16:14'05.863
13	3.312	**18.919**	27.014	17.947	26.298	**1'33.490**	296.7	16:15'39.353
14	3.371	21.018	32.241	21.694	28.576	1'46.900	290.3	16:17'26.253
15	**3.295**	19.358	27.712	20.130	29.816	1'40.311	**299.2**	16:19'06.564
16	3.785	21.958	28.929	20.639	26.817	1'42.128	251.2	16:20'48.692

18° 40 R. RAMOS (1'33.590)

Lap	Seg. 1	Seg. 2	Seg. 3	Seg. 4	Seg. 5	Lap Time	km/h	Local Time
								15:30'29.419
1			28.743	18.616	30.266	1'54.191 P		15:32'23.610
2	3.353	19.295	27.456	17.887	**26.236**	1'34.227	288.0	15:33'57.837
3	3.353	19.221	29.092	18.143	26.981	1'36.790	291.1	15:35'34.627
4	3.404	19.269	27.218	18.043	26.356	1'34.290	287.2	15:37'08.917
5	3.368	19.397	28.046	18.195	27.935	1'36.941	291.9	15:38'45.858
6	**3.347**	19.066	27.242	17.763	26.292	1'33.710	**295.1**	15:40'19.568
7	3.380	19.943	29.005	21.244	47.154	2'00.726	288.0	15:42'20.294
8	4.313	20.752	27.410	18.186	5'20.089	6'30.750 P	236.8	15:48'51.044
9			34.611	23.688	32.704	2'03.597 P		15:50'54.641
10	3.438	19.178	27.106	18.068	26.385	1'34.175	284.2	15:52'28.816
11	3.430	**18.897**	**27.029**	17.878	26.356	**1'33.590**	282.7	15:54'02.406
12	3.413	19.004	29.160	17.844	26.682	1'36.103	288.0	15:55'38.509
13	3.443	18.955	27.152	17.869	26.571	1'33.990	283.5	15:57'12.499
14	3.429	19.059	30.120	22.826	6'00.530	7'15.964 P	285.0	16:04'28.463
15			27.552	18.078	26.652	1'42.760 P		16:06'11.223
16	3.410	19.016	27.138	17.899	26.637	1'34.100	285.7	16:07'45.323
17	3.402	19.043	27.116	17.795	26.784	1'34.140	286.5	16:09'19.463
18	3.487	19.216	27.838	17.973	26.872	1'35.386	282.7	16:10'54.849
19	3.406	19.088	27.277	17.755	26.681	1'34.207	286.5	16:12'29.056
20	3.443	19.375	27.478	18.817	28.484	1'37.597	284.2	16:14'06.653
21	3.369	19.105	27.121	**17.704**	26.438	1'33.737	291.1	16:15'40.390
22	3.396	18.987	27.114	17.850	26.619	1'33.966	286.5	16:17'14.356
23	3.414	19.031	27.858	21.312	30.912	1'42.527	286.5	16:18'56.883
24	3.390	19.224	27.666	21.589	32.942	1'44.811	289.5	16:20'41.694

19° 77 J. METCHER (1'33.814)

Lap	Seg. 1	Seg. 2	Seg. 3	Seg. 4	Seg. 5	Lap Time	km/h	Local Time
								15:30'45.317
1			29.125	18.647	26.827	1'46.659 P		15:32'31.976
2	3.365	19.203	27.460	17.963	26.425	1'34.416	**293.5**	15:34'06.392
3	3.411	19.587	27.123	**17.762**	26.355	1'34.238	288.8	15:35'40.630
4	**3.361**	19.175	27.460	18.210	26.557	1'34.763	**293.5**	15:37'15.393
5	3.404	19.324	27.380	17.972	26.508	1'34.588	290.3	15:38'49.981
6	3.383	19.090	27.234	17.948	26.541	1'34.196	292.7	15:40'24.177
7	3.415	19.639	28.067	18.233	14'02.072	15'11.426 P	288.8	15:55'35.603
8			27.832	18.125	26.945	1'42.558 P		15:57'18.161
9	3.425	**18.959**	27.904	19.732	4'28.542	5'38.562 P	288.0	16:02'56.723
10			30.168	18.186	26.475	1'47.179 P		16:04'43.902
11	3.431	19.090	27.139	17.946	**26.295**	1'33.901	287.2	16:06'17.803
12	3.411	19.100	**27.064**	17.948	26.424	1'33.947	289.5	16:07'51.750
13	3.415	19.050	27.097	17.855	26.397	**1'33.814**	288.8	16:09'25.564
14	3.430	19.112	27.327	17.902	6'14.303	7'22.074 P	287.2	16:16'47.638
15			27.497	18.070	26.560	1'42.538 P		16:18'30.176
16	3.417	19.090	27.157	17.939	26.387	1'33.990	288.8	16:20'04.166

20° 59 N. CANEPA (1'33.974)

Lap	Seg. 1	Seg. 2	Seg. 3	Seg. 4	Seg. 5	Lap Time	km/h	Local Time
								15:30'05.114
1			27.779	18.136	1'45.415	3'03.319 P		15:33'08.433
2			29.602	**17.803**	**26.082**	1'43.208 P		15:34'51.641
3	**3.423**	**18.990**	**27.251**	17.884	26.426	**1'33.974**	**288.0**	15:36'25.615

21° 51 S. BARRAGÁN (1'34.321)

Lap	Seg. 1	Seg. 2	Seg. 3	Seg. 4	Seg. 5	Lap Time	km/h	Local Time
								15:32'20.779
1						1'36.160		15:33'56.939
2						1'35.559		15:35'32.498
3						1'35.594		15:37'08.092
4						1'35.414		15:38'43.506
5						1'35.207		15:40'18.713
6						13'16.549		15:53'35.262
7						1'35.095		15:55'10.357
8						1'34.873		15:56'45.230
9						9'54.605 P		16:06'39.835
10			29.168	18.241	26.641	1'53.449 P		16:08'33.284
11	3.565	19.396	27.470	18.109	26.456	1'34.996	275.5	16:10'08.280
12	3.547	19.297	27.518	**17.954**	26.482	1'34.798	277.6	16:11'43.078
13	3.550	19.258	27.363	18.053	26.443	1'34.667	276.9	16:13'17.745
14	3.552	19.267	**27.190**	17.987	**26.325**	**1'34.321**	276.2	16:14'52.066
15	**3.520**	19.209	27.300	17.957	26.407	1'34.393	**279.1**	16:16'26.459
16	3.523	**19.205**	27.420	18.061	26.459	1'34.668	**279.1**	16:18'01.127

22° 72 L. PEGRAM (1'34.594)

Lap	Seg. 1	Seg. 2	Seg. 3	Seg. 4	Seg. 5	Lap Time	km/h	Local Time
								15:30'11.065
1			30.080	19.144	1'17.138	2'39.146 P		15:32'50.211
2			29.140	19.102	26.792	1'48.941 P		15:34'39.152
3	3.531	19.466	27.804	18.409	27.025	1'36.235	277.6	15:36'15.387
4	3.561	19.424	27.559	18.429	26.662	1'35.635	275.5	15:37'51.022
5	3.562	19.279	27.695	18.274	26.733	1'35.543	275.5	15:39'26.565
6	3.578	19.591	27.460	18.126	26.817	1'35.572	274.1	15:41'02.137
7	3.551	20.919	31.796	20.046	5'20.392	6'36.704 P	272.0	15:47'38.841
8			31.221	18.998	27.417	1'51.434 P		15:49'30.275
9	3.548	19.573	27.639	18.146	26.657	1'35.563	274.1	15:51'05.838
10	3.525	**19.204**	54.146	20.188	27.051	2'04.114	277.6	15:53'09.952
11	3.530	19.286	27.544	18.196	26.893	1'35.449	278.4	15:54'45.401
12	3.562	20.380	31.025	26.559	39.669	2'01.195	273.4	15:56'46.596
13	3.511	19.520	47.886	23.025	7'12.847	8'46.789 P	276.9	16:05'33.385
14			32.499	19.242	27.943	2'04.188 P		16:07'37.573
15	3.544	19.601	28.230	18.560	1'58.834	3'08.769 P	276.2	16:10'46.342
16			29.898	19.412	27.721	1'50.843 P		16:12'37.185
17	3.526	19.306	**27.164**	**18.123**	**26.475**	**1'34.594**	276.9	16:14'11.779
18	3.519	19.447	27.634	18.222	26.766	1'35.588	277.6	16:15'47.367
19	3.496	19.255	27.392	18.192	26.609	1'34.944	279.8	16:17'22.311
20	3.540	20.763	30.494	20.321	29.650	1'44.768	274.1	16:19'07.079
21	**3.494**	19.781	29.747	20.188	26.540	1'39.750	**280.5**	16:20'46.829

23° 23 C. PONSSON (1'36.163)

Lap	Seg. 1	Seg. 2	Seg. 3	Seg. 4	Seg. 5	Lap Time	km/h	Local Time
								15:30'03.970
1			29.577	19.030	27.357	1'50.753 P		15:31'54.723
2	**3.519**	19.750	28.066	18.187	27.163	1'36.685	**280.5**	15:33'31.408
3	3.525	23.398	30.924	19.655	1'34.128	2'51.630 P	279.1	15:36'23.038
4			30.062	19.749	11'19.581	12'43.433 P		15:49'06.471
5			30.549	19.289	27.964	1'53.500 P		15:50'59.971
6	3.546	19.732	28.244	18.214	27.140	1'36.876	277.6	15:52'36.847
7	3.547	19.593	28.004	**18.185**	**26.834**	**1'36.163**	277.6	15:54'13.010
8	3.557	**19.413**	**27.868**	18.354	8'20.621	9'29.813 P	276.2	16:03'42.823
9			29.687	20.809	27.554	1'51.775 P		16:05'34.598
10	3.542	19.618	28.142	18.736	6'00.452	7'10.490 P	277.6	16:12'45.088
11			30.093	18.959	3'56.227	5'18.382 P		16:18'03.470

24° 75 G. RIZMAYER (1'36.516)

Lap	Seg. 1	Seg. 2	Seg. 3	Seg. 4	Seg. 5	Lap Time	km/h	Local Time
								15:30'04.963
1			31.633	19.952	27.760	1'56.516 P		15:32'01.479
2	**3.426**	19.826	28.059	18.310	**26.895**	**1'36.516**	286.5	15:33'37.995

25° 10 I. TOTH (1'37.708)

Lap	Seg. 1	Seg. 2	Seg. 3	Seg. 4	Seg. 5	Lap Time	km/h	Local Time
			30.341	19.038	28.110			15:31'58.742
1	**3.366**	19.943	28.648	18.554	**27.197**	**1'37.708**	293.5	15:33'36.450
2	3.376	19.988	29.639	18.806	27.865	1'39.674	292.7	15:35'16.124
3	3.438	**19.831**	28.416	18.716	27.824	1'38.225	288.0	15:36'54.349
4	3.468	21.316	30.177	18.870	13'37.871	14'51.702 P	288.0	15:51'46.051
5			33.632	21.150	29.868	2'02.238 P		15:53'48.289
6	3.424	20.290	28.933	18.835	29.504	1'40.986	288.8	15:55'29.275
7	3.446	19.976	28.567	18.657	27.873	1'38.519	286.5	15:57'07.794
8	3.447	20.818	32.248	21.116	6'27.009	7'44.638 P	287.2	16:04'52.432
9			33.285	19.238	28.802	1'57.501 P		16:06'49.933
10	3.444	20.203	31.652	20.436	28.938	1'44.673	286.5	16:08'34.606
11	3.430	21.226	29.737	18.695	27.704	1'40.792	287.2	16:10'15.398
12	3.438	20.404	29.036	18.594	27.800	1'39.272	288.8	16:11'54.670
13	3.448	21.369	29.573	18.848	30.233	1'43.471	283.5	16:13'38.141
14	3.424	19.887	**28.405**	18.481	27.618	1'37.815	289.5	16:15'15.956
15	3.437	20.161	33.422	20.157	28.733	1'45.910	287.2	16:17'01.866
16	3.461	20.067	28.435	**18.476**	32.847	1'43.286	285.0	16:18'45.152
17	3.381	19.838	28.659	18.582	27.475	1'37.935	**294.3**	16:20'23.087

P = Pits In/Out - C = Lap-Time Cancelled

PIRELLI
Official Tyre Supplier
TISSOT
SWISS WATCHES SINCE 1853
Official Timekeeper