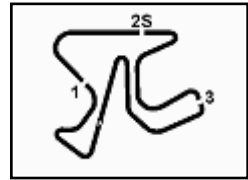


Jerez, 18-19-20 September 2015

Superbike - Free Practices Combined Results

No.	Rider	Nat	Team	Bike	FP 1	FP 2	FP 3	Time	Gap	Laps
1	66 T. SYKES	GBR	Kawasaki Racing Team	Kawasaki ZX-10R	1'41.957	1'42.263		1'41.957		29
2	65 J. REA	GBR	Kawasaki Racing Team	Kawasaki ZX-10R	1'41.981	1'42.136		1'41.981	0.024	34
3	22 A. LOWES	GBR	VOLTCOM Crescent Suzuki	Suzuki GSX-R1000	1'42.886	1'42.047		1'42.047	0.090	30
4	7 C. DAVIES	GBR	Aruba.it Racing-Ducati SBK Team	Ducati Panigale R	1'42.056	1'42.682		1'42.056	0.099	35
5	59 N. CANEPA	ITA	Althea Racing	Ducati Panigale R	1'42.125	1'42.629		1'42.125	0.168	35
6	81 J. TORRES	ESP	Aprilia Racing Team - Red Devils	Aprilia RSV4 RF	1'42.249	1'42.180		1'42.180	0.223	33
7	91 L. HASLAM	GBR	Aprilia Racing Team - Red Devils	Aprilia RSV4 RF	1'42.254	1'42.267		1'42.254	0.297	36
8	15 M. BAIOTTO	ITA	Althea Racing	Ducati Panigale R	1'42.341	1'42.781		1'42.341	0.384	36
9	55 M. PIRRO	ITA	Aruba.it Racing-Ducati SBK Team	Ducati Panigale R	1'42.408	1'42.645		1'42.408	0.451	29
10	1 S. GUINTOLI	FRA	PATA Honda World Superbike Team	Honda CBR1000RR SP	1'42.643	1'42.905		1'42.643	0.686	30
11	60 M. VD MARK	NED	PATA Honda World Superbike Team	Honda CBR1000RR SP	1'42.784	1'42.884		1'42.784	0.827	34
12	86 A. BADOVINI	ITA	BMW Motorrad Italia SBK Team	BMW S1000 RR	1'43.128	1'42.969		1'42.969	1.012	29
13	36 L. MERCADO	ARG	BARNI Racing Team	Ducati Panigale R	1'44.105	1'42.991		1'42.991	1.034	34
14	14 R. DE PUNIET	FRA	VOLTCOM Crescent Suzuki	Suzuki GSX-R1000	1'43.445	1'43.037		1'43.037	1.080	34
15	2 L. CAMIER	GBR	MV Agusta Reparto Corse	MV Agusta F4 RR	1'43.620	1'43.160		1'43.160	1.203	27
16	44 D. SALOM	ESP	Team Pedercini	Kawasaki ZX-10R	1'43.319	1'43.192		1'43.192	1.235	30
17	40 R. RAMOS	ESP	Team Go Eleven	Kawasaki ZX-10R	1'43.242	1'44.454		1'43.242	1.285	31
18	23 C. PONSSON	FRA	Team Pedercini	Kawasaki ZX-10R	1'44.133	1'45.403		1'44.133	2.176	36
19	75 G. RIZMAYER	HUN	BMW Team Toth	BMW S1000 RR	1'46.273	1'45.693		1'45.693	3.736	33
20	45 G. VIZZIELLO	ITA	Grillini SBK Team	Kawasaki ZX-10R	1'48.073	1'46.129		1'46.129	4.172	31
21	10 I. TOTH	HUN	BMW Team Toth	BMW S1000 RR	1'47.492	1'46.622		1'46.622	4.665	31
22	48 A. PHILLIS	AUS	Grillini SBK Team	Kawasaki ZX-10R	1'47.246	1'46.717		1'46.717	4.760	35



Jerez, 18-19-20 September 2015
Superbike - Results Free Practice 2nd Session

Jerez 4.423 m
 1 / 2

No.	Rider	Nat	Team	Bike	Time	Gap	Rel.	Laps	Speed	
									Avg	Max
1	22 A. LOWES	GBR	VOLTCOM Crescent Suzuki	Suzuki GSX-R1000	1'42.047			17	156,034	271,4
2	65 J. REA	GBR	Kawasaki Racing Team	Kawasaki ZX-10R	1'42.136	0.089	0.089	18	155,898	272,7
3	81 J. TORRES	ESP	Aprilia Racing Team - Red Devils	Aprilia RSV4 RF	1'42.180	0.133	0.044	17	155,831	270,0
4	66 T. SYKES	GBR	Kawasaki Racing Team	Kawasaki ZX-10R	1'42.263	0.216	0.083	10	155,704	274,1
5	91 L. HASLAM	GBR	Aprilia Racing Team - Red Devils	Aprilia RSV4 RF	1'42.267	0.220	0.004	18	155,698	272,0
6	59 N. CANEPA	ITA	Althea Racing	Ducati Panigale R	1'42.629	0.582	0.362	17	155,149	267,3
7	55 M. PIRRO	ITA	Aruba.it Racing-Ducati SBK Team	Ducati Panigale R	1'42.645	0.598	0.016	15	155,125	266,7
8	7 C. DAVIES	GBR	Aruba.it Racing-Ducati SBK Team	Ducati Panigale R	1'42.682	0.635	0.037	18	155,069	267,3
9	15 M. BAIOTTO	ITA	Althea Racing	Ducati Panigale R	1'42.781	0.734	0.099	17	154,920	264,1
10	60 M. VD MARK	NED	PATA Honda World Superbike Team	Honda CBR1000RR SP	1'42.884	0.837	0.103	18	154,765	271,4
11	1 S. GUINTOLI	FRA	PATA Honda World Superbike Team	Honda CBR1000RR SP	1'42.905	0.858	0.021	14	154,733	265,4
12	86 A. BADOVINI	ITA	BMW Motorrad Italia SBK Team	BMW S1000 RR	1'42.969	0.922	0.064	15	154,637	271,4
13	36 L. MERCADO	ARG	BARNI Racing Team	Ducati Panigale R	1'42.991	0.944	0.022	17	154,604	269,3
14	14 R. DE PUNIET	FRA	VOLTCOM Crescent Suzuki	Suzuki GSX-R1000	1'43.037	0.990	0.046	18	154,535	268,7
15	2 L. CAMIER	GBR	MV Agusta Reparto Corse	MV Agusta F4 RR	1'43.160	1.113	0.123	12	154,351	264,1
16	44 D. SALOM	ESP	Team Pedercini	Kawasaki ZX-10R	1'43.192	1.145	0.032	14	154,303	265,4
17	40 R. RAMOS	ESP	Team Go Eleven	Kawasaki ZX-10R	1'44.454	2.407	1.262	13	152,438	264,7
18	23 C. PONSSON	FRA	Team Pedercini	Kawasaki ZX-10R	1'45.403	3.356	0.949	16	151,066	259,6
19	75 G. RIZMAYER	HUN	BMW Team Toth	BMW S1000 RR	1'45.693	3.646	0.290	17	150,651	260,2
20	45 G. VIZZIELLO	ITA	Grillini SBK Team	Kawasaki ZX-10R	1'46.129	4.082	0.436	17	150,033	256,5
21	10 I. TOTH	HUN	BMW Team Toth	BMW S1000 RR	1'46.622	4.575	0.493	14	149,339	266,0
22	48 A. PHILLIS	AUS	Grillini SBK Team	Kawasaki ZX-10R	1'46.717	4.670	0.095	18	149,206	264,1

Qualifying Lap Time (107% of 1'42.047): **1'49.191**

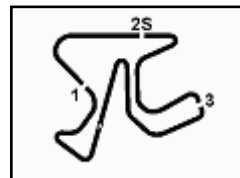
AIR	Humidity:	31%	Temp:	29°C
TRACK	Condition:	Dry	Temp:	48°C

Lap Record:	2013 T.Sykes	1'41.691	156,580	Km/h
Best Lap:	2014 L.Baz	1'40.298	158,750	Km/h

18/09/2015 Start End The results are provisional until the end of the time limit for protests and appeals
 15:00 15:47 and the completion of the technical checks.

FCR PERGGIA TIMING





Jerez, 18-19-20 September 2015

Superbike - Results Free Practice 2nd Session

Session Highlights

15.00.14		Start
15.03.15	Sykes	Crashed - Rider OK - Turn 2
15.03.25	Ramos	Technical Problem - Turn 5
15.04.50	Sykes	Re-joined
15.06.23		Pit Stop Intervention Time: 50 sec
15.11.38	Phillis	Crashed - Rider OK - Turn 2
15.12.13	Phillis	Re-joined
15.27.23	Lowe	On the Gravel - Re-Joined - Turn 1
15.40.52	Torres	Crashed - Rider OK - Turn 2
15.43.44	Torres	Entered Pits
15.46.49	Phillis	Crashed - Rider OK - Turn 11
15.47.47		End Of Session

Fastest Laps Sequence

No.	Rider	Nat	Team	Bike	Local Time	Time	Gap	Avg
65	J. REA	GBR	Kawasaki Racing Team	Kawasaki ZX-10R	15:01'54.232	1'49.570		145,321
65	J. REA	GBR	Kawasaki Racing Team	Kawasaki ZX-10R	15:03'36.368	1'42.136	-7.434	155,898
22	A. LOWES	GBR	VOLTCOM Crescent Suzuki	Suzuki GSX-R1000	15:44'56.037	1'42.047	-0.089	156,034

 18/09/2015 Start
 15:00

 End
 15:47

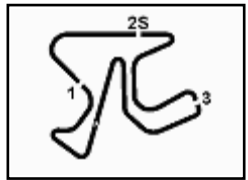
 The results are provisional until the end of the time limit for protests and appeals
 and the completion of the technical checks.

FCR PERDIA TIMING


Official Tyre Supplier



Official Timekeeper



Jerez, 18-19-20 September 2015

Superbike - Best Sector & Speed Free Practice 2nd Session

Jerez 4.423 m

Best Lap		
1	22 A. LOWES	Suzuki GSX-R1000 1'42.047
2	65 J. REA	Kawasaki ZX-10R 1'42.136
3	81 J. TORRES	Aorilia RSV4 RF 1'42.180
4	66 T. SYKES	Kawasaki ZX-10R 1'42.263
5	91 L. HASLAM	Aorilia RSV4 RF 1'42.267
6	59 N. CANEPA	Ducati Panigale R 1'42.629
7	55 M. PIRRO	Ducati Panigale R 1'42.645
8	7 C. DAVIES	Ducati Panigale R 1'42.682
9	15 M. BAIOTTO	Ducati Panigale R 1'42.781
10	60 M. VD MARK	Honda CBR1000RR SP 1'42.884
11	1 S. GUINTOLI	Honda CBR1000RR SP 1'42.905
12	86 A. BADOVINI	BMW S1000 RR 1'42.969
13	36 L. MERCADO	Ducati Panigale R 1'42.991
14	14 R. DE PUNJET	Suzuki GSX-R1000 1'43.037
15	2 L. CAMIER	MV Agusta F4 RR 1'43.160
16	44 D. SALOM	Kawasaki ZX-10R 1'43.192
17	40 R. RAMOS	Kawasaki ZX-10R 1'44.454
18	23 C. PONSSON	Kawasaki ZX-10R 1'45.403
19	75 G. RIZMAYER	BMW S1000 RR 1'45.693
20	45 G. VIZZIELLO	Kawasaki ZX-10R 1'46.129
21	10 I. TOTH	BMW S1000 RR 1'46.622
22	48 A. PHILLIS	Kawasaki ZX-10R 1'46.717

Top Speeds		
1	66 T. SYKES	Kawasaki ZX-10R 274.1
2	65 J. REA	Kawasaki ZX-10R 272.7
3	91 L. HASLAM	Aorilia RSV4 RF 272.0
4	86 A. BADOVINI	BMW S1000 RR 271.4
5	60 M. VD MARK	Honda CBR1000RR SP 271.4
6	22 A. LOWES	Suzuki GSX-R1000 271.4
7	81 J. TORRES	Aorilia RSV4 RF 270.0
8	36 L. MERCADO	Ducati Panigale R 269.3
9	14 R. DE PUNJET	Suzuki GSX-R1000 268.7
10	7 C. DAVIES	Ducati Panigale R 267.3
11	59 N. CANEPA	Ducati Panigale R 267.3
12	55 M. PIRRO	Ducati Panigale R 266.7
13	10 I. TOTH	BMW S1000 RR 266.0
14	1 S. GUINTOLI	Honda CBR1000RR SP 265.4
15	44 D. SALOM	Kawasaki ZX-10R 265.4
16	40 R. RAMOS	Kawasaki ZX-10R 264.7
17	2 L. CAMIER	MV Agusta F4 RR 264.1
18	48 A. PHILLIS	Kawasaki ZX-10R 264.1
19	15 M. BAIOTTO	Ducati Panigale R 264.1
20	75 G. RIZMAYER	BMW S1000 RR 260.2
21	23 C. PONSSON	Kawasaki ZX-10R 259.6
22	45 G. VIZZIELLO	Kawasaki ZX-10R 256.5

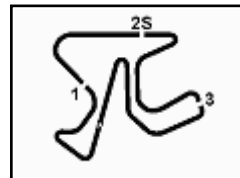
Seg. 1	
1	81 J. TORRES 25.259
2	22 A. LOWES 25.404
3	91 L. HASLAM 25.420
4	65 J. REA 25.436
5	66 T. SYKES 25.483
6	7 C. DAVIES 25.490
7	14 R. DE PUNJET 25.510
8	1 S. GUINTOLI 25.528
9	55 M. PIRRO 25.569
10	36 L. MERCADO 25.612
11	59 N. CANEPA 25.617
12	15 M. BAIOTTO 25.625
13	86 A. BADOVINI 25.671
14	60 M. VD MARK 25.686
15	2 L. CAMIER 25.703
16	44 D. SALOM 25.869
17	40 R. RAMOS 25.929
18	23 C. PONSSON 26.293
19	75 G. RIZMAYER 26.374
20	45 G. VIZZIELLO 26.403
21	48 A. PHILLIS 26.551
22	10 I. TOTH 26.621

Seg. 2	
1	22 A. LOWES 14.843
2	65 J. REA 14.875
3	66 T. SYKES 14.877
4	55 M. PIRRO 14.931
5	60 M. VD MARK 14.956
6	91 L. HASLAM 14.957
7	86 A. BADOVINI 14.958
8	1 S. GUINTOLI 14.977
9	81 J. TORRES 14.985
10	7 C. DAVIES 15.042
11	36 L. MERCADO 15.061
12	44 D. SALOM 15.062
13	14 R. DE PUNJET 15.065
14	59 N. CANEPA 15.071
15	15 M. BAIOTTO 15.121
16	40 R. RAMOS 15.217
17	2 L. CAMIER 15.223
18	23 C. PONSSON 15.322
19	48 A. PHILLIS 15.338
20	10 I. TOTH 15.349
21	75 G. RIZMAYER 15.356
22	45 G. VIZZIELLO 15.394

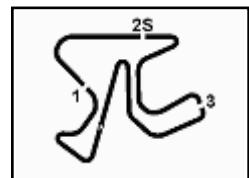
Seg. 3	
1	66 T. SYKES 30.316
2	22 A. LOWES 30.347
3	59 N. CANEPA 30.349
4	81 J. TORRES 30.386
5	7 C. DAVIES 30.441
6	91 L. HASLAM 30.459
7	65 J. REA 30.547
8	60 M. VD MARK 30.570
9	55 M. PIRRO 30.590
10	1 S. GUINTOLI 30.591
11	15 M. BAIOTTO 30.625
12	2 L. CAMIER 30.637
13	44 D. SALOM 30.686
14	14 R. DE PUNJET 30.701
15	36 L. MERCADO 30.739
16	86 A. BADOVINI 30.757
17	40 R. RAMOS 30.982
18	23 C. PONSSON 31.282
19	45 G. VIZZIELLO 31.625
20	75 G. RIZMAYER 31.626
21	10 I. TOTH 32.019
22	48 A. PHILLIS 32.093

Seg. 4	
1	81 J. TORRES 31.265
2	65 J. REA 31.278
3	66 T. SYKES 31.301
4	91 L. HASLAM 31.323
5	55 M. PIRRO 31.395
6	15 M. BAIOTTO 31.410
7	60 M. VD MARK 31.433
8	22 A. LOWES 31.453
9	59 N. CANEPA 31.470
10	14 R. DE PUNJET 31.484
11	7 C. DAVIES 31.485
12	1 S. GUINTOLI 31.500
13	36 L. MERCADO 31.517
14	86 A. BADOVINI 31.545
15	44 D. SALOM 31.571
16	2 L. CAMIER 31.597
17	40 R. RAMOS 32.044
18	23 C. PONSSON 32.133
19	75 G. RIZMAYER 32.335
20	45 G. VIZZIELLO 32.433
21	10 I. TOTH 32.498
22	48 A. PHILLIS 32.560




Jerez, 18-19-20 September 2015
Superbike - Ideal Times Free Practice 2nd Session

No. Rider	Nat	Bike	Seg. 1	Seg. 2	Seg. 3	Seg. 4	Ideal Time	Lap Time	Pos.	Diff.	
1	81 J. TORRES	ESP	Aprilia RSV4 RF	25.259	14.985	30.386	31.265	1'41.895	1'42.180	3	0.285
2	66 T. SYKES	GBR	Kawasaki ZX-10R	25.483	14.877	30.316	31.301	1'41.977	1'42.263	4	0.286
3	22 A. LOWES	GBR	Suzuki GSX-R1000	25.404	14.843	30.347	31.453	1'42.047	1'42.047	1	0.000
4	65 J. REA	GBR	Kawasaki ZX-10R	25.436	14.875	30.547	31.278	1'42.136	1'42.136	2	0.000
5	91 L. HASLAM	GBR	Aprilia RSV4 RF	25.420	14.957	30.459	31.323	1'42.159	1'42.267	5	0.108
6	7 C. DAVIES	GBR	Ducati Panigale R	25.490	15.042	30.441	31.485	1'42.458	1'42.682	8	0.224
7	55 M. PIRRO	ITA	Ducati Panigale R	25.569	14.931	30.590	31.395	1'42.485	1'42.645	7	0.160
8	59 N. CANEPA	ITA	Ducati Panigale R	25.617	15.071	30.349	31.470	1'42.507	1'42.629	6	0.122
9	1 S. GUINTOLI	FRA	Honda CBR1000RR SP	25.528	14.977	30.591	31.500	1'42.596	1'42.905	11	0.309
10	60 M. VD MARK	NED	Honda CBR1000RR SP	25.686	14.956	30.570	31.433	1'42.645	1'42.884	10	0.239
11	14 R. DE PUNIET	FRA	Suzuki GSX-R1000	25.510	15.065	30.701	31.484	1'42.760	1'43.037	14	0.277
12	15 M. BAIOTTO	ITA	Ducati Panigale R	25.625	15.121	30.625	31.410	1'42.781	1'42.781	9	0.000
13	36 L. MERCADO	ARG	Ducati Panigale R	25.612	15.061	30.739	31.517	1'42.929	1'42.991	13	0.062
14	86 A. BADOVINI	ITA	BMW S1000 RR	25.671	14.958	30.757	31.545	1'42.931	1'42.969	12	0.038
15	2 L. CAMIER	GBR	MV Agusta F4 RR	25.703	15.223	30.637	31.597	1'43.160	1'43.160	15	0.000
16	44 D. SALOM	ESP	Kawasaki ZX-10R	25.869	15.062	30.686	31.571	1'43.188	1'43.192	16	0.004
17	40 R. RAMOS	ESP	Kawasaki ZX-10R	25.929	15.217	30.982	32.044	1'44.172	1'44.454	17	0.282
18	23 C. PONSSON	FRA	Kawasaki ZX-10R	26.293	15.322	31.282	32.133	1'45.030	1'45.403	18	0.373
19	75 G. RIZMAYER	HUN	BMW S1000 RR	26.374	15.356	31.626	32.335	1'45.691	1'45.693	19	0.002
20	45 G. VIZZIELLO	ITA	Kawasaki ZX-10R	26.403	15.394	31.625	32.433	1'45.855	1'46.129	20	0.274
21	10 I. TOTH	HUN	BMW S1000 RR	26.621	15.349	32.019	32.498	1'46.487	1'46.622	21	0.135
22	48 A. PHILLIS	AUS	Kawasaki ZX-10R	26.551	15.338	32.093	32.560	1'46.542	1'46.717	22	0.175
Overall Ideal Time			25.259	14.843	30.316	31.265	1'41.683				



Jerez, 18-19-20 September 2015
Superbike - Chronological Analysis Free Practice 2nd Session

Jerez 4.423 m

1 / 3

1° 60 M. VD MARK (1'42.884)

Lap	Seq. 1	Seq. 2	Seq. 3	Seq. 4	Lap Time	km/h	Local Time
1	31.898	15.782	31.913	32.257	1'51.850 P	258.4	15:00'18.044
2	26.167	15.198	30.901	31.707	1'43.973	268.0	15:03'53.867
3	26.129	15.072	31.116	31.905	1'44.222	271.4	15:05'38.089
4	25.939	15.052	31.399	32.100	1'44.490	270.0	15:07'22.579
5	25.991	15.133	30.646	31.596	1'43.366	268.0	15:09'05.945
6	25.859	15.238	30.740	31.626	1'43.463	265.4	15:10'49.408
7	25.802	15.109	30.591	31.600	1'43.102	266.0	15:12'32.510
8	25.777	15.125	30.570	31.707	1'43.179	264.7	15:14'15.689
9	25.832	15.176	30.715	31.598	1'43.321	262.1	15:15'59.010
10	25.797	15.141	30.814	31.888	1'43.640	265.4	15:17'42.650
11	25.998	15.147	30.724	31.657	1'43.526	266.7	15:19'26.176
12	26.933	15.377	31.413	11'34.943	12'48.666 P	259.0	15:32'14.842
13	32.845	15.980	32.620	32.655	1'54.100 P	259.6	15:34'08.942
14	25.819	15.179	30.675	31.833	1'43.506	261.5	15:35'52.448
15	25.769	15.050	31.912	31.672	1'44.403	268.0	15:37'36.851
16	25.814	14.998	30.788	31.641	1'43.241	268.0	15:39'20.092
17	25.710	15.062	30.743	31.433	1'42.948	266.7	15:41'03.040
18	25.686	15.039	30.652	31.507	1'42.884	269.3	15:42'45.924

2° 48 A. PHILLIS (1'46.717)

Lap	Seq. 1	Seq. 2	Seq. 3	Seq. 4	Lap Time	km/h	Local Time
1	33.595	16.016	33.208	33.083	1'55.902 P	241.6	15:02'05.436
2	26.838	15.476	32.255	32.560	1'47.129	258.4	15:03'52.565
3	26.551	15.338	32.144	32.684	1'46.717	264.1	15:05'39.282
4	26.705	15.507	32.180	32.784	1'47.176	257.8	15:07'26.458
5	26.740	15.443	32.198	32.681	1'47.062	258.4	15:09'13.520
6	26.939	15.455	32.417	32.835	1'47.646	254.7	15:11'01.166
7	1'21.998	18.965	36.186	7'56.824	10'13.973 P	204.5	15:21'15.139
8	32.346	15.850	32.674	32.829	1'53.699 P	254.7	15:23'08.838
9	26.708	15.514	32.301	32.641	1'47.164	254.7	15:24'56.002
10	27.041	15.466	32.093	32.966	1'47.566	257.1	15:26'43.568
11	27.142	15.639	32.578	33.077	1'48.436	253.5	15:28'32.004
12	26.793	15.529	32.681	32.666	1'47.669	255.3	15:30'19.673
13	26.925	15.530	32.371	32.778	1'47.604	256.5	15:32'07.277
14	26.810	15.942	32.475	33.030	1'48.257	252.9	15:33'55.534
15	26.863	15.648	32.681	32.703	1'47.895	254.7	15:35'43.429
16	29.057	19.300	38.373	3'52.939	5'19.669 P	128.7	15:41'03.098
17	33.275	16.060	32.881	33.055	1'55.271 P	246.0	15:42'58.369
18	26.862	15.562	32.118	32.801	1'47.343	255.3	15:44'45.712

3° 14 R. DE PUNJET (1'43.037)

Lap	Seq. 1	Seq. 2	Seq. 3	Seq. 4	Lap Time	km/h	Local Time
1	32.730	17.955	34.731	32.607	1'58.023 P	207.7	15:02'03.741
2	26.213	15.276	30.779	31.484	1'43.752	268.7	15:03'47.493
3	25.691	15.164	30.731	31.641	1'43.227	267.3	15:05'30.720
4	25.752	15.154	30.803	31.751	1'43.460	266.7	15:07'14.180
5	28.100	16.683	32.635	34.648	1'52.066	205.7	15:09'06.246
6	25.791	15.195	30.837	31.738	1'43.561	267.3	15:10'49.807
7	25.860	15.144	30.830	31.593	1'43.427	264.1	15:12'33.234
8	25.778	15.154	30.939	31.646	1'43.517	264.7	15:14'16.751
9	25.656	15.136	30.990	31.756	1'43.538	265.4	15:16'00.289
10	28.065	16.849	33.806	9'55.017	11'13.737 P	227.8	15:27'14.026
11	33.825	15.627	32.886	35.351	1'57.689 P	260.2	15:29'11.715
12	26.027	15.391	31.862	35.862	1'49.142	260.9	15:31'00.857
13	25.901	15.362	31.174	31.898	1'44.335	262.8	15:32'45.192
14	26.862	17.081	32.701	4'26.976	5'43.620 P	256.5	15:38'28.812
15	32.991	16.075	31.740	32.161	1'52.967 P	246.6	15:40'21.779
16	25.597	15.065	30.728	31.647	1'43.037	264.7	15:42'04.816
17	25.510	15.829	36.646	33.599	1'51.584	241.6	15:43'56.400
18	25.657	15.109	30.701	31.665	1'43.132	268.0	15:45'39.532

4° 7 C. DAVIES (1'42.682)

Lap	Seq. 1	Seq. 2	Seq. 3	Seq. 4	Lap Time	km/h	Local Time
1	32.141	15.726	32.309	32.611	1'52.787 P	263.4	15:04'57.805
2	25.842	15.120	30.638	31.615	1'43.215	267.3	15:06'41.020
3	25.596	15.050	30.441	31.595	1'42.682	266.7	15:08'23.702
4	25.600	15.065	30.488	31.540	1'42.693	265.4	15:10'06.395
5	25.621	15.237	30.488	31.494	1'42.840	262.8	15:11'49.235
6	25.575	15.138	30.568	31.620	1'42.901	266.7	15:13'32.136
7	25.671	15.163	30.527	31.485	1'42.846	266.0	15:15'14.982
8	26.907	16.138	32.440	5'29.948	6'45.433 P	240.5	15:22'00.415

5° 91 L. HASLAM (1'42.267)

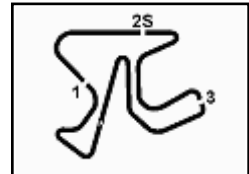
Lap	Seq. 1	Seq. 2	Seq. 3	Seq. 4	Lap Time	km/h	Local Time
1	33.009	16.449	32.640	34.553	1'56.651 P	260.9	15:02'03.025
2	25.665	15.067	30.519	31.488	1'42.739	269.3	15:03'45.764
3	25.649	15.050	30.587	31.343	1'42.629	269.3	15:05'28.393
4	25.692	15.051	30.729	31.945	1'43.417	268.0	15:07'11.810
5	25.824	15.096	32.549	34.625	1'48.094	266.7	15:08'59.904
6	25.849	15.149	30.745	31.710	1'43.453	264.1	15:10'43.357
7	27.765	16.223	32.529	8'00.767	9'17.284 P	257.1	15:20'00.641
8	35.808	17.106	31.879	31.903	1'56.696 P	259.6	15:21'57.337
9	25.743	15.061	30.759	31.671	1'43.234	266.7	15:23'40.571
10	25.565	15.163	30.594	31.601	1'42.923	268.0	15:25'23.494
11	27.576	16.238	32.558	32.958	1'49.330	243.8	15:27'12.824
12	25.741	15.280	31.688	5'13.509	6'26.218 P	266.0	15:33'39.042
13	32.899	15.337	31.681	32.312	1'52.229 P	265.4	15:35'31.271
14	25.758	15.101	30.629	31.713	1'43.201	268.0	15:37'14.472
15	25.990	15.264	31.510	2'15.767	3'28.531 P	266.7	15:40'43.003
16	35.435	15.344	31.504	32.125	1'54.408 P	266.0	15:42'37.411
17	25.522	14.963	30.459	31.323	1'42.267	268.7	15:44'19.678
18	25.420	14.957	30.550	31.517	1'42.444	272.0	15:46'02.122

6° 65 J. REA (1'42.136)

Lap	Seq. 1	Seq. 2	Seq. 3	Seq. 4	Lap Time	km/h	Local Time
1	30.709	15.487	31.278	32.096	1'49.570 P	264.7	15:01'54.232
2	25.436	14.875	30.547	31.278	1'42.136	269.3	15:03'36.368
3	25.458	14.991	30.690	31.484	1'42.623	272.0	15:05'18.991
4	25.566	15.013	30.739	31.306	1'42.624	268.0	15:07'01.615
5	25.637	15.045	30.816	31.480	1'42.978	270.0	15:08'44.593
6	25.647	15.111	30.662	31.439	1'42.859	265.4	15:10'27.452
7	25.830	15.011	30.643	31.483	1'42.967	270.0	15:12'10.419
8	25.791	15.000	30.642	31.540	1'42.973	270.7	15:13'53.392
9	26.676	15.455	31.516	8'48.810	10'02.457 P	268.0	15:23'55.849
10	35.549	15.477	31.683	31.900	1'54.609 P	264.7	15:25'50.458
11	26.102	15.182	30.801	31.490	1'43.575	268.0	15:27'34.033
12	25.794	15.110	30.830	31.565	1'43.299	267.3	15:29'17.332
13	25.849	15.046	30.834	31.439	1'43.168	270.0	15:31'00.500
14	25.916	15.150	30.951	6'51.240	8'03.257 P	269.3	15:39'03.757
15	35.347	15.627	31.364	31.558	1'53.896 P	264.1	15:40'57.653
16	25.782	15.018	30.709	31.343	1'42.852	269.3	15:42'40.505
17	35.688	15.142	33.925	35.317	2'00.072	271.4	15:44'40.577
18	25.698	14.992	30.561	31.306	1'42.557	272.7	15:46'23.134

7° 81 J. TORRES (1'42.180)

Lap	Seq. 1	Seq. 2	Seq. 3	Seq. 4	Lap Time	km/h	Local Time
1	35.204	15.741	32.674	32.400	1'56.019 P	261.5	15:02'02.539
2	25.671	14.999	30.677	31.482	1'42.829	269.3	15:03'45.368
3	25.438	15.058	30.690	31.379	1'42.565	268.7	15:05'27.933
4	25.804	15.031	30.540	31.358	1'42.733	266.7	15:07'10.666
5	25.466	15.037	30.666	4'30.199	5'45.068 P	241.1	15:12'55.734
6	31.405	15.307	31.526	31.599	1'49.837 P	264.1	15:14'45.571
7	25.547	15.316	30.761	31.486	1'43.110	266.0	15:16'28.681
8	25.659	15.041	30.600	31.527	1'42.827	268.7	15:18'11.508
9	25.613	15.002	30.804	31.466	1'42.885	269.3	15:19'54.393
10	26.017	15.129	31.178	6'44.051	7'56.375 P	267.3	15:27'50.768
11	37.046	15.695	31.663	33.175	1'57.579 P	263.4	15:29'48.347
12	26.421	15.727	30.944	31.601	1'44.693	259.6	15:31'33.040
13	25.259	15.192	30.464	31.265	1'42.180	262.1	15:33'15.220
14	25.549	15.077	30.535	31.351	1'42.512	268.0	15:34'57.732
15	25.499						



Jerez, 18-19-20 September 2015
Superbike - Chronological Analysis Free Practice 2nd Session

Jerez 4.423 m

Lap	Seq. 1	Seq. 2	Seq. 3	Seq. 4	Lap Time	km/h	Local Time
1	31.126	15.702	32.496	32.459	1'51.783 P	261.5	15:00'11.604
2	25.941	15.168	30.698	31.526	1'43.333	267.3	15:03'46.720
3	25.738	15.237	30.732	31.769	1'43.476	262.8	15:05'30.196
4	25.858	15.227	30.839	32.050	1'43.974	264.1	15:07'14.170
5	29.296	16.505	32.490	34.417	1'52.708	189.1	15:09'06.878
6	25.898	15.276	30.736	31.647	1'43.557	265.4	15:10'50.435
7	25.790	15.235	30.779	31.740	1'43.544	265.4	15:12'33.979
8	27.644	17.044	33.641	11'03.864	12'22.193 P	194.9	15:24'56.172
9	33.382	17.057	34.626	36.279	2'01.344 P	215.1	15:26'57.516
10	25.832	15.301	30.740	31.901	1'43.774	260.9	15:28'41.290
11	25.945	15.343	35.744	35.338	1'52.370	260.9	15:30'33.660
12	25.744	15.394	30.882	31.870	1'43.890	257.1	15:32'17.550
13	29.002	15.551	32.203	4'32.043	5'48.799 P	262.1	15:38'06.349
14	34.666	19.418	38.452	41.148	2'13.684 P	138.1	15:40'20.033
15	25.739	15.071	30.349	31.470	1'42.629	264.7	15:42'02.862
16	25.682	15.160	30.545	31.809	1'43.176	264.1	15:43'45.838
17	25.617	15.242	30.609	31.887	1'43.355	262.8	15:45'29.193

9° 75 G. RIZMAYER (1'45.693)							
Lap	Seq. 1	Seq. 2	Seq. 3	Seq. 4	Lap Time	km/h	Local Time
1	36.559	17.325	36.721	39.581	2'10.186 P	246.0	15:00'18.287
2	27.229	17.040	33.931	33.185	1'51.385	194.2	15:04'19.858
3	27.014	15.634	32.396	32.988	1'47.982	255.3	15:06'07.840
4	28.193	22.228	46.376	2'51.142	4'27.939 P	129.0	15:10'35.779
5	37.712	24.782	45.399	42.659	2'30.552 P	135.3	15:13'06.331
6	27.063	15.542	32.254	33.006	1'47.865	257.1	15:14'54.196
7	26.515	15.442	31.654	32.707	1'46.318	260.2	15:16'40.514
8	26.594	15.474	31.626	32.642	1'46.336	257.8	15:18'26.850
9	28.086	16.414	40.871	40.058	2'05.429	252.9	15:20'32.279
10	27.169	15.489	32.246	10'04.196	11'19.100 P	256.5	15:31'51.379
11	42.022	17.764	32.828	32.773	2'05.387 P	235.8	15:33'56.766
12	26.391	15.400	31.983	32.363	1'46.137	259.6	15:35'42.903
13	26.397	15.482	31.864	32.465	1'46.208	258.4	15:37'29.111
14	35.357	22.334	33.159	33.407	2'04.257	190.5	15:39'33.368
15	26.374	15.356	31.628	32.335	1'45.693	259.0	15:41'19.061
16	35.379	24.806	57.263	43.019	2'40.467	102.5	15:43'59.528
17	26.691	15.868	31.769	32.736	1'47.064	248.3	15:45'46.592

10° 36 L. MERCADO (1'42.991)							
Lap	Seq. 1	Seq. 2	Seq. 3	Seq. 4	Lap Time	km/h	Local Time
1	35.722	16.858	36.743	35.192	2'04.515 P	208.9	15:02'10.544
2	30.311	21.161	36.660	33.920	2'02.052	122.7	15:04'12.596
3	26.147	15.485	31.423	31.888	1'44.943	267.3	15:05'57.539
4	25.899	15.244	30.972	31.676	1'43.791	266.7	15:07'41.330
5	25.786	15.226	30.993	31.863	1'43.868	266.7	15:09'25.198
6	25.805	15.265	30.920	31.744	1'43.734	265.4	15:11'08.932
7	29.937	18.116	32.224	9'46.724	11'07.001 P	220.4	15:22'15.933
8	35.474	18.001	34.521	32.632	2'00.628 P	220.4	15:24'16.561
9	25.857	15.286	31.010	31.687	1'43.840	264.1	15:26'00.401
10	25.775	15.261	30.790	31.665	1'43.491	266.0	15:27'43.892
11	25.772	15.331	31.128	32.039	1'44.270	263.4	15:29'28.162
12	25.855	15.363	30.943	31.866	1'44.027	262.8	15:31'12.189
13	31.387	16.781	33.774	6'01.735	7'23.677 P	224.5	15:38'35.866
14	39.260	19.677	33.473	32.814	2'05.224 P	191.2	15:40'41.090
15	25.905	15.070	30.793	31.517	1'43.285	268.0	15:42'24.375
16	25.612	15.061	30.739	31.579	1'42.991	269.3	15:44'07.366
17	27.838	16.232	32.136	33.751	1'49.957	264.1	15:45'57.323

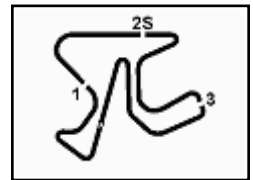
11° 45 G. VIZZIELLO (1'46.129)							
Lap	Seq. 1	Seq. 2	Seq. 3	Seq. 4	Lap Time	km/h	Local Time
1	33.313	17.286	35.351	33.300	1'59.250 P	233.3	15:02'04.740
2	26.662	15.600	32.353	32.684	1'47.299	256.5	15:03'52.039
3	26.497	15.502	31.804	32.727	1'46.530	256.5	15:05'38.569
4	26.453	15.441	31.625	32.673	1'46.192	254.7	15:07'24.761
5	31.719	20.878	36.968	5'58.469	7'28.034 P	177.6	15:14'52.795
6	31.158	15.741	32.834	33.172	1'52.905 P	251.2	15:16'45.700
7	26.963	15.728	32.094	32.910	1'47.695	252.9	15:18'33.395
8	33.229	18.021	33.621	32.874	1'57.745	192.2	15:20'31.140
9	26.403	15.409	31.911	7'28.437	8'42.160 P	255.3	15:29'13.300
10	33.036	16.993	37.270	32.443	1'59.742 P	169.0	15:31'13.042
11	31.619	20.179	39.308	32.624	2'03.730	155.2	15:33'16.772
12	26.646	15.575	31.837	32.638	1'46.696	251.2	15:35'03.468
13	34.339	20.950	38.136	2'20.208	3'53.633 P	155.8	15:38'57.101
14	34.164	21.519	34.440	32.454	2'02.577 P	175.0	15:40'59.678
15	26.507	15.473	31.716	32.433	1'46.129	254.7	15:42'45.807

P = Pits In/Out - C = Lap-Time Cancelled

12° 15 M. BAIOTTO (1'42.781)							
Lap	Seq. 1	Seq. 2	Seq. 3	Seq. 4	Lap Time	km/h	Local Time
1	34.114	16.015	32.757	32.647	1'55.533 P	247.1	15:02'55.239
2	26.270	15.473	31.300	32.179	1'45.122	262.1	15:04'40.361
3	26.088	15.415	31.049	32.089	1'44.641	262.1	15:06'25.002
4	27.302	16.271	33.292	32.531	1'49.396	242.2	15:08'14.398
5	26.018	15.419	32.968	8'45.717	10'00.122 P	259.6	15:18'14.520
6	34.126	16.367	32.749	33.266	1'56.508 P	248.3	15:20'11.028
7	25.995	15.283	31.144	31.675	1'44.097	261.5	15:21'55.125
8	25.887	15.280	31.164	33.384	1'45.715	258.4	15:23'40.840
9	25.954	15.343	31.040	31.948	1'44.285	259.0	15:25'25.125
10	27.966	16.074	33.808	5'26.646	6'44.494 P	243.2	15:32'09.619
11	33.072	16.120	32.523	32.875	1'54.590 P	248.3	15:34'04.209
12	25.913	15.398	30.951	31.738	1'44.000	259.6	15:35'48.209
13	27.656	15.914	33.878	1'52.968	3'10.416 P	249.4	15:38'58.625
14	38.876	17.393	31.910	31.607	1'59.786 P	246.6	15:40'58.411
15	25.726	15.124	30.748	31.418	1'43.016	264.1	15:42'41.427
16	28.473	17.815	35.379	34.722	1'56.389	191.2	15:44'37.816
17	25.625	15.121	30.625	31.410	1'42.781	263.4	15:46'20.597

13° 22 A. LOWES (1'42.047)							
Lap	Seq. 1	Seq. 2	Seq. 3	Seq. 4	Lap Time	km/h	Local Time
1	39.475	16.127	40.737	33.115	2'09.454 P	253.5	15:00'23.055
2	26.196	15.074	30.866	31.765	1'43.901	268.7	15:04'16.410
3	25.887	15.024	30.643	31.569	1'43.123	269.3	15:05'59.533
4	27.475	15.610	31.290	32.445	1'46.820	267.3	15:07'46.353
5	25.813	15.020	30.593	31.521	1'42.947	270.7	15:09'29.300
6	25.674	14.959	30.520	31.577	1'42.730	270.7	15:11'12.030
7	28.656	15.711	32.594	10'48.295	12'05.256 P	257.1	15:23'17.286
8	35.448	15.438	32.276	32.358	1'55.520 P	262.8	15:25'12.806
9	26.059	15.123	30.960	31.814	1'43.956	267.3	15:26'56.762
10	1'04.914	15.483	30.845	31.604	2'22.846	268.0	15:29'19.608
11	25.899	15.027	30.955	31.671	1'43.552	268.7	15:31'03.160
12	25.766	15.040	30.609	31.510	1'42.925	270.7	15:32'46.085
13	26.086	15.301	30.894	5'24.276	6'36.557 P	269.3	15:39'22.642
14	41.768	17.423	35.310	33.477	2'07.978 P	250.6	15:41'30.620
15	25.911	15.048	30.683	31.728	1'43.370	269.3	15:43'13.990
16	25.404	14.843	30.347	31.453	1'42.047	271.4	15:44'56.037
17	25.634	14.957	30.442	31.730	1'42.763	270.0	15:46'38.800

14° 23 C. PONSSON (1'45.403)							
Lap	Seq. 1	Seq. 2	Seq. 3	Seq. 4	Lap Time	km/h	Local Time
1	35.146	16.236	33.260	32.801	1'57.443 P	259.0	15:00'06.949
2	26.681	15.359	31.876	32.276	1'46.192	259.6	15:03'50.584
3	26.772	15.515	31.497	32.407	1'46.191	257.8	15:05'36.775
4	26.548	15.469	31.627	32.278	1'45.822	257.8	15:07'22.597
5	26.380	15.322	31.282	32.419	1'45.403	257.8	15:09'08.000
6	26.504	16.073	34.234	40.165	1'56.976	239.5	15:11'04.976
7	26.738	15.510	31.811	32.480	1'46.539	254.1	15:12'51.515
8	28.182	15.744	32.532	10'04.063	11'20.521 P	252.9	15:24'12.036
9	35.306	16.055	35.027	33.655	2'00.043 P	250.6	15:26'12.079
10	26.731	15.520	31.563	32.133	1'45.947	252.9	15:27'58.026
11	26.320	15.427	31.528	32.336	1'45.611	254.7	15:29'43.637
12	26.293	15.465	31.547	32.171	1'45.476		



Jerez, 18-19-20 September 2015
Superbike - Chronological Analysis Free Practice 2nd Session

Jerez 4.423 m

11	25.677	15.047	36.320	31.776	1'48.820	267.3	15:39'06.033
12	25.672	14.958	30.757	31.582	1'42.969	268.7	15:40'49.002
13	29.430	15.546	31.495	32.229	1'48.700	266.0	15:42'37.702
14	25.798	15.057	31.095	31.800	1'43.750	268.7	15:44'21.452
15	25.858	15.086	31.071	32.119	1'44.134	266.7	15:46'05.586

16° 55 M. PIRRO (1'42.645)							
Lap	Seq. 1	Seq. 2	Seq. 3	Seq. 4	Lap Time	km/h	Local Time
1	37.603	15.605	32.276	32.054	1'57.538 P	262.1	15:00'53.999
2	25.911	15.144	30.962	31.884	1'43.901	265.4	15:04'35.438
3	25.692	15.177	30.805	31.682	1'43.356	264.7	15:06'18.794
4	25.648	15.048	30.733	31.660	1'43.089	266.7	15:08'01.883
5	25.757	15.113	30.693	31.678	1'43.241	266.0	15:09'45.124
6	28.017	15.665	31.636	12'40.966	13'56.284 P	256.5	15:23'41.408
7	34.630	15.741	31.764	32.117	1'54.252 P	260.2	15:25'35.660
8	25.909	15.177	30.914	31.812	1'43.812	264.7	15:27'19.472
9	25.939	15.186	30.983	31.880	1'43.988	264.7	15:29'03.460
10	27.366	16.040	32.813	6'53.008	8'09.227 P	237.4	15:37'12.687
11	33.357	15.599	31.838	31.863	1'52.657 P	263.4	15:39'05.344
12	25.729	14.931	30.590	31.395	1'42.645	266.7	15:40'47.989
13	25.569	15.045	30.609	31.460	1'42.683	266.7	15:42'30.672
14	26.641	17.161	36.526	32.447	1'52.775	178.5	15:44'23.447
15	25.946	15.252	30.815	31.950	1'43.963	263.4	15:46'07.410

17° 1 S. GUINTOLI (1'42.905)							
Lap	Seq. 1	Seq. 2	Seq. 3	Seq. 4	Lap Time	km/h	Local Time
1	32.986	15.739	32.681	32.749	1'54.155 P	262.1	15:00'33.450
2	25.784	15.396	31.025	31.896	1'44.101	262.8	15:04'11.706
3	25.815	15.236	30.817	31.705	1'43.573	264.7	15:05'55.279
4	25.845	15.284	30.751	31.762	1'43.642	264.1	15:07'38.921
5	29.663	15.454	31.854	12'29.862	13'46.833 P	264.7	15:21'25.754
6	33.073	15.680	31.793	32.085	1'52.631 P	259.0	15:23'18.385
7	25.807	15.213	30.798	31.601	1'43.419	261.5	15:25'01.804
8	25.729	15.085	30.591	31.500	1'42.905	264.1	15:26'44.709
9	28.265	16.165	31.574	32.164	1'48.168	262.8	15:28'32.877
10	26.013	15.541	31.708	32.440	1'45.702	265.4	15:30'18.579
11	25.682	15.194	30.756	31.689	1'43.321	262.1	15:32'01.900
12	28.891	15.381	31.320	8'01.298	9'16.890 P	262.1	15:41'18.790
13	32.912	15.398	31.592	32.101	1'52.003 P	263.4	15:43'10.793
14	25.528	14.977	30.721	32.330	1'43.556	265.4	15:44'54.349

18° 44 D. SALOM (1'43.192)							
Lap	Seq. 1	Seq. 2	Seq. 3	Seq. 4	Lap Time	km/h	Local Time
1	36.347	16.396	33.104	33.147	1'58.994 P	244.3	15:03'05.896
2	26.691	15.371	31.713	33.019	1'46.794	262.1	15:04'52.690
3	26.190	15.355	31.208	31.745	1'44.498	261.5	15:06'37.188
4	25.869	15.154	31.146	31.907	1'44.076	262.8	15:08'21.264
5	25.906	15.199	31.040	31.813	1'43.958	262.8	15:10'05.222
6	27.719	15.188	30.885	12'02.828	13'16.620 P	264.7	15:23'21.842
7	36.337	16.771	33.023	35.726	2'01.857 P	232.8	15:25'23.699
8	26.534	16.145	37.611	36.039	1'56.329	234.8	15:27'20.028
9	25.987	15.164	30.913	31.718	1'43.782	263.4	15:29'03.810
10	25.990	15.253	30.989	31.662	1'43.894	260.9	15:30'47.704
11	30.589	16.723	32.789	34.531	1'54.632	215.6	15:32'42.336
12	26.004	15.259	31.380	7'57.027	9'09.670 P	262.8	15:41'52.006
13	35.581	18.370	34.162	31.920	2'00.033 P	198.5	15:43'52.039
14	25.873	15.062	30.686	31.571	1'43.192	265.4	15:45'35.231

19° 10 I. TOTH (1'46.622)							
Lap	Seq. 1	Seq. 2	Seq. 3	Seq. 4	Lap Time	km/h	Local Time
1	42.072	16.948	34.997	15'27.873	17'01.890 P	255.9	15:17'28.371
2	35.346	16.527	35.541	34.126	2'01.540 P	254.7	15:19'29.911
3	27.396	15.787	32.771	33.419	1'49.373	262.8	15:21'19.284
4	26.947	15.625	32.397	32.802	1'47.771	260.9	15:23'07.055
5	26.792	15.584	32.102	32.890	1'47.368	262.8	15:24'54.423
6	30.111	16.731	33.440	32.877	1'53.159	236.8	15:26'47.582
7	26.872	15.574	32.068	32.603	1'47.117	263.4	15:28'34.699
8	26.740	15.488	32.236	32.849	1'47.313	264.7	15:30'22.012
9	26.654	15.451	32.019	32.498	1'46.622	264.7	15:32'08.634
10	28.300	16.101	33.929	5'13.911	6'32.241 P	259.0	15:38'40.875
11	34.687	16.938	36.558	33.219	2'01.402 P	249.4	15:40'42.277
12	27.057	15.516	32.264	32.743	1'47.580	266.0	15:42'29.857
13	26.621	15.349	32.213	32.584	1'46.767	266.0	15:44'16.624
14	26.955	15.462	32.160	32.997	1'47.574	266.0	15:46'04.198

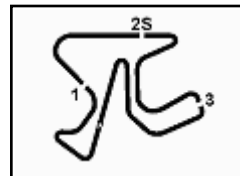
20° 40 R. RAMOS (1'44.454)							
Lap	Seq. 1	Seq. 2	Seq. 3	Seq. 4	Lap Time	km/h	Local Time
1	34.482	15.917	32.431	32.461	1'55.291 P	260.2	15:00'07.737
2	26.645				20'56.998 P		15:23'00.026
3	39.352	15.796	31.988	32.512	1'59.648 P	254.1	15:24'59.674
4	26.153	15.427	30.982	32.135	1'44.697	257.1	15:26'44.371
5	27.241	16.355	32.929	32.253	1'48.778	236.8	15:28'33.149
6	26.066	15.280	31.925	32.275	1'45.546	264.7	15:30'18.695
7	25.929	15.312	31.169	32.044	1'44.454	262.1	15:32'03.149
8	27.777	15.455	31.499	33.203	1'47.934	260.9	15:33'51.083
9	28.272	15.642	31.388	3'27.750	4'43.052 P	258.4	15:38'34.135
10	35.688	15.959	39.822	35.538	2'07.007 P	235.3	15:40'41.142
11	26.368	15.247	32.944	32.246	1'46.805	262.8	15:42'27.947
12	26.861	15.217	32.722	32.165	1'46.965	260.9	15:44'14.912
13	26.233	15.348	31.195	32.046	1'44.822	260.9	15:45'59.734

21° 2 L. CAMIER (1'43.160)							
Lap	Seq. 1	Seq. 2	Seq. 3	Seq. 4	Lap Time	km/h	Local Time
1	34.461	16.168	33.073	33.056	1'56.758 P	250.6	15:02'04.964
2	26.621	15.642	31.510	32.192	1'45.965	264.1	15:03'50.929
3	26.539	15.527	31.140	32.669	1'45.875	262.8	15:05'36.804
4	26.335	15.519	31.280	11'44.812	12'57.946 P	257.8	15:18'34.750
5	35.142	15.836	31.860	32.786	1'55.624 P	259.0	15:20'30.374
6	25.820	15.276	30.826	31.874	1'43.796	261.5	15:22'14.170
7	27.648	15.794	31.979	32.206	1'47.627	256.5	15:24'01.797
8	25.849	15.375	30.737	31.848	1'43.809	263.4	15:25'45.606
9	27.347	15.575	31.686	7'02.146	8'16.754 P	248.8	15:34'02.360
10	35.182	15.896	31.859	32.229	1'55.166 P	249.4	15:35'57.526
11	25.703	15.223	30.637	31.597	1'43.160	261.5	15:37'40.686
12	30.246	15.887	32.727	33.086	1'51.946	250.0	15:39'32.632

22° 66 T. SYKES (1'42.263)							
Lap	Seq. 1	Seq. 2	Seq. 3	Seq. 4	Lap Time	km/h	Local Time
1	31.649	15.427	31.492	31.640	1'50.208 P	267.3	15:00'57.784
2	1'10.454	16.094	31.818	19'48.984	21'47.350 P	264.7	15:02'47.992
3	31.351	15.436	31.416	31.787	1'49.990 P	263.4	15:04'37.342
4	25.630	15.016	30.316	31.301	1'42.263	268.7	15:06'07.595
5	26.515	15.358	32.118	34.240	1'48.231	262.8	15:07'55.826
6	25.610	14.924	30.451	31.324	1'42.309	268.7	15:09'38.135
7	26.391	15.684	31.509	7'34.556	8'48.140 P	262.8	15:11'26.275
8	30.128	15.206	30.784	31.438	1'47.556 P	267.3	15:13'13.831
9	25.570	14.877	30.362	31.456	1'42.265	270.7	15:14'56.096
10	25.483	14.878	30.416	31.971	1'42.748	274.1	15:16'38.844

P = Pits In/Out - C = Lap-Time Cancelled

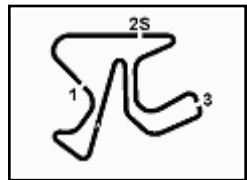



Jerez, 18-19-20 September 2015
Superbike - Best Laps & Speeds

No.	Rider		Best Lap	FP1		FP2	
	Nat	Bike		laps	speed	laps	speed
1	66	SYKES Tom	1'41.957	19	272	10	274
		GBR Kawasaki ZX-10R	29 274	19	272	10	274
2	65	REA Jonathan	1'41.981	16	276	18	273
		GBR Kawasaki ZX-10R	34 276	16	276	18	273
3	22	LOWES Alex	1'42.047	13	271	17	271
		GBR Suzuki GSX-R1000	30 271	13	271	17	271
4	7	DAVIES Chaz	1'42.056	17	272	18	267
		GBR Ducati Panigale R	35 272	17	272	18	267
5	59	CANEPA Niccolò	1'42.125	18	272	17	267
		ITA Ducati Panigale R	35 272	18	272	17	267
6	81	TORRES Jordi	1'42.180	16	271	17	270
		ESP Aprilia RSV4 RF	33 271	16	271	17	270
7	91	HASLAM Leon	1'42.254	18	271	18	272
		GBR Aprilia RSV4 RF	36 272	18	271	18	272
8	15	BAIOCCO Matteo	1'42.341	19	269	17	264
		ITA Ducati Panigale R	36 269	19	269	17	264
9	55	PIRRO Michele	1'42.408	14	271	15	267
		ITA Ducati Panigale R	29 271	14	271	15	267
10	1	GUINTOLI Sylvain	1'42.643	16	271	14	265
		FRA Honda CBR1000RR SP	30 271	16	271	14	265
11	60	VD MARK Michael	1'42.784	16	271	18	271
		NED Honda CBR1000RR SP	34 271	16	271	18	271
12	86	BADOVINI Ayrton	1'42.969	14	272	15	271
		ITA BMW S1000 RR	29 272	14	272	15	271
13	36	MERCADO Leandro	1'42.991	17	271	17	269
		ARG Ducati Panigale R	34 271	17	271	17	269
14	14	DE PUNIET Randy	1'43.037	16	270	18	269
		FRA Suzuki GSX-R1000	34 270	16	270	18	269
15	2	CAMIER Leon	1'43.160	15	268	12	264
		GBR MV Agusta F4 RR	27 268	15	268	12	264
16	44	SALOM David	1'43.192	16	267	14	265
		ESP Kawasaki ZX-10R	30 267	16	267	14	265
17	40	RAMOS Román	1'43.242	18	265	13	265
		ESP Kawasaki ZX-10R	31 265	18	265	13	265
18	23	PONSSON Christophe	1'44.133	20	263	16	260
		FRA Kawasaki ZX-10R	36 263	20	263	16	260
19	75	RIZMAYER Gábor	1'45.693	16	263	17	260
		HUN BMW S1000 RR	33 263	16	263	17	260
20	45	VIZZIELLO Gianluca	1'46.129	14	255	17	257
		ITA Kawasaki ZX-10R	31 257	14	255	17	257
21	10	TOTH Imre	1'46.622	17	267	14	266
		HUN BMW S1000 RR	31 267	17	267	14	266



13
WSBK
 102/12



Jerez 4.423 m

2 / 2

No.	Rider		Best Lap	FP1		FP2	
	Nat	Bike		laps	speed	laps	speed
22	48	PHILLIS Alex	1'46.717	1'47.246	1'46.717		
	AUS	Kawasaki ZX-10R	35 265	17 265	18 264		

