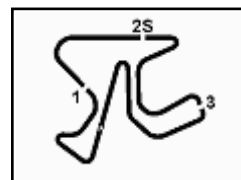


Jerez 4.423 m

## Jerez, 18-19-20 September 2015

### Superbike - Free Practices Combined Results

No.	Rider	Nat	Team	Bike	FP 1	FP 2	FP 3	Time	Gap	Laps
1	<b>81 J. TORRES</b>	ESP	Aprilia Racing Team - Red Devils	Aprilia RSV4 RF	1'42.249	1'42.180	<b>1'41.405</b>	<b>1'41.405</b>		53
2	<b>66 T. SYKES</b>	GBR	Kawasaki Racing Team	Kawasaki ZX-10R	1'41.957	1'42.263	<b>1'41.434</b>	<b>1'41.434</b>	0.029	50
3	<b>91 L. HASLAM</b>	GBR	Aprilia Racing Team - Red Devils	Aprilia RSV4 RF	1'42.254	1'42.267	<b>1'41.538</b>	<b>1'41.538</b>	0.133	54
4	<b>15 M. BAIOTTO</b>	ITA	Althea Racing	Ducati Panigale R	1'42.341	1'42.781	<b>1'41.648</b>	<b>1'41.648</b>	0.243	54
5	<b>55 M. PIRRO</b>	ITA	Aruba.it Racing-Ducati SBK Team	Ducati Panigale R	1'42.408	1'42.645	<b>1'41.665</b>	<b>1'41.665</b>	0.260	44
6	<b>7 C. DAVIES</b>	GBR	Aruba.it Racing-Ducati SBK Team	Ducati Panigale R	1'42.056	1'42.682	<b>1'41.704</b>	<b>1'41.704</b>	0.299	55
7	<b>22 A. LOWES</b>	GBR	VOLTCOM Crescent Suzuki	Suzuki GSX-R1000	1'42.886	1'42.047	<b>1'41.712</b>	<b>1'41.712</b>	0.307	48
8	<b>59 N. CANEPA</b>	ITA	Althea Racing	Ducati Panigale R	1'42.125	1'42.629	<b>1'41.755</b>	<b>1'41.755</b>	0.350	53
9	<b>65 J. REA</b>	GBR	Kawasaki Racing Team	Kawasaki ZX-10R	1'41.981	1'42.136	<b>1'41.856</b>	<b>1'41.856</b>	0.451	55
10	<b>1 S. GUINTOLI</b>	FRA	PATA Honda World Superbike Team	Honda CBR1000RR SP	1'42.643	1'42.905	<b>1'41.919</b>	<b>1'41.919</b>	0.514	46
11	<b>36 L. MERCADO</b>	ARG	BARNI Racing Team	Ducati Panigale R	1'44.105	1'42.991	<b>1'42.021</b>	<b>1'42.021</b>	0.616	52
12	<b>60 M. VD MARK</b>	NED	PATA Honda World Superbike Team	Honda CBR1000RR SP	1'42.784	1'42.884	<b>1'42.085</b>	<b>1'42.085</b>	0.680	56
13	<b>44 D. SALOM</b>	ESP	Team Pedercini	Kawasaki ZX-10R	1'43.319	1'43.192	<b>1'42.201</b>	<b>1'42.201</b>	0.796	45
14	<b>2 L. CAMIER</b>	GBR	MV Agusta Reparto Corse	MV Agusta F4 RR	1'43.620	1'43.160	<b>1'42.221</b>	<b>1'42.221</b>	0.816	46
15	<b>14 R. DE PUNJET</b>	FRA	VOLTCOM Crescent Suzuki	Suzuki GSX-R1000	1'43.445	1'43.037	<b>1'42.777</b>	<b>1'42.777</b>	1.372	53
16	<b>86 A. BADOVINI</b>	ITA	BMW Motorrad Italia SBK Team	BMW S1000 RR	1'43.128	1'42.969	<b>1'42.838</b>	<b>1'42.838</b>	1.433	47
17	<b>40 R. RAMOS</b>	ESP	Team Go Eleven	Kawasaki ZX-10R	1'43.242	1'44.454	<b>1'42.929</b>	<b>1'42.929</b>	1.524	50
18	<b>23 C. PONSSON</b>	FRA	Team Pedercini	Kawasaki ZX-10R	<b>1'44.133</b>	1'45.403	1'44.180	<b>1'44.133</b>	2.728	55
19	<b>75 G. RIZMAYER</b>	HUN	BMW Team Toth	BMW S1000 RR	1'46.273	1'45.693	<b>1'44.823</b>	<b>1'44.823</b>	3.418	48
20	<b>45 G. VIZZIELLO</b>	ITA	Grillini SBK Team	Kawasaki ZX-10R	1'48.073	1'46.129	<b>1'45.289</b>	<b>1'45.289</b>	3.884	47
21	<b>10 I. TOTH</b>	HUN	BMW Team Toth	BMW S1000 RR	1'47.492	<b>1'46.622</b>	1'46.983	<b>1'46.622</b>	5.217	48
22	<b>48 A. PHILLIS</b>	AUS	Grillini SBK Team	Kawasaki ZX-10R	1'47.246	<b>1'46.717</b>	1'46.852	<b>1'46.717</b>	5.312	53


**Jerez, 18-19-20 September 2015**  
**Superbike - Results Free Practice 3rd Session**

Jerez 4.423 m

1 / 2

No.	Rider	Nat	Team	Bike	Time	Gap	Rel.	Laps	Speed	
									Avg	Max
1	81 J. TORRES	ESP	Aprilia Racing Team - Red Devils	Aprilia RSV4 RF	<b>1'41.405</b>			20	157,022	<b>275,5</b>
2	66 T. SYKES	GBR	Kawasaki Racing Team	Kawasaki ZX-10R	<b>1'41.434</b>	0.029	0.029	21	156,977	<b>272,7</b>
3	91 L. HASLAM	GBR	Aprilia Racing Team - Red Devils	Aprilia RSV4 RF	<b>1'41.538</b>	0.133	0.104	18	156,816	<b>274,8</b>
4	15 M. BAIOTTO	ITA	Althea Racing	Ducati Panigale R	<b>1'41.648</b>	0.243	0.110	18	156,646	<b>266,0</b>
5	55 M. PIRRO	ITA	Aruba.it Racing-Ducati SBK Team	Ducati Panigale R	<b>1'41.665</b>	0.260	0.017	15	156,620	<b>270,0</b>
6	7 C. DAVIES	GBR	Aruba.it Racing-Ducati SBK Team	Ducati Panigale R	<b>1'41.704</b>	0.299	0.039	20	156,560	<b>270,0</b>
7	22 A. LOWES	GBR	VOLTCOM Crescent Suzuki	Suzuki GSX-R1000	<b>1'41.712</b>	0.307	0.008	18	156,548	<b>270,7</b>
8	59 N. CANEPA	ITA	Althea Racing	Ducati Panigale R	<b>1'41.755</b>	0.350	0.043	18	156,482	<b>270,0</b>
9	65 J. REA	GBR	Kawasaki Racing Team	Kawasaki ZX-10R	<b>1'41.856</b>	0.451	0.101	21	156,327	<b>272,0</b>
10	1 S. GUINTOLI	FRA	PATA Honda World Superbike Team	Honda CBR1000RR SP	<b>1'41.919</b>	0.514	0.063	16	156,230	<b>272,0</b>
11	36 L. MERCADO	ARG	BARNI Racing Team	Ducati Panigale R	<b>1'42.021</b>	0.616	0.102	18	156,074	<b>273,4</b>
12	60 M. VD MARK	NED	PATA Honda World Superbike Team	Honda CBR1000RR SP	<b>1'42.085</b>	0.680	0.064	22	155,976	<b>272,0</b>
13	44 D. SALOM	ESP	Team Pedercini	Kawasaki ZX-10R	<b>1'42.201</b>	0.796	0.116	15	155,799	<b>266,7</b>
14	2 L. CAMIER	GBR	MV Agusta Reparto Corse	MV Agusta F4 RR	<b>1'42.221</b>	0.816	0.020	19	155,768	<b>268,7</b>
15	14 R. DE PUNJET	FRA	VOLTCOM Crescent Suzuki	Suzuki GSX-R1000	<b>1'42.777</b>	1.372	0.556	19	154,926	<b>271,4</b>
16	86 A. BADOVINI	ITA	BMW Motorrad Italia SBK Team	BMW S1000 RR	<b>1'42.838</b>	1.433	0.061	18	154,834	<b>270,7</b>
17	40 R. RAMOS	ESP	Team Go Eleven	Kawasaki ZX-10R	<b>1'42.929</b>	1.524	0.091	19	154,697	<b>266,7</b>
18	23 C. PONSSON	FRA	Team Pedercini	Kawasaki ZX-10R	<b>1'44.180</b>	2.775	1.251	19	152,839	<b>266,0</b>
19	75 G. RIZMAYER	HUN	BMW Team Toth	BMW S1000 RR	<b>1'44.823</b>	3.418	0.643	15	151,902	<b>259,6</b>
20	45 G. VIZZIELLO	ITA	Grillini SBK Team	Kawasaki ZX-10R	<b>1'45.289</b>	3.884	0.466	16	151,229	<b>257,8</b>
21	48 A. PHILLIS	AUS	Grillini SBK Team	Kawasaki ZX-10R	<b>1'46.852</b>	5.447	1.563	18	149,017	<b>260,2</b>
22	10 I. TOTH	HUN	BMW Team Toth	BMW S1000 RR	<b>1'46.983</b>	5.578	0.131	17	148,835	<b>264,1</b>

**Qualifying Lap Time (107% of 1'41.405): 1'48.504**

AIR	Humidity:	62%	Temp:	22°C
TRACK	Condition:	Dry	Temp:	27°C

Lap Record:	2013 T.Sykes	1'41.691	156,580	Km/h
Best Lap:	2014 L.Baz	1'40.298	158,750	Km/h

 Start  
 19/09/2015 09:45

 End  
 10:32

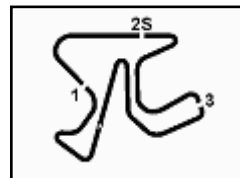
 The results are provisional until the end of the time limit for protests and appeals  
 and the completion of the technical checks.

**FCR PERDORA TUNING**


Official Tyre Supplier



Official Timekeeper



# Jerez, 18-19-20 September 2015

## Superbike - Results Free Practice 3rd Session

### Session Highlights

09.45.10		Start
10.26.39	Rizmayer	Technical Problem - Turn 7
10.29.18	Haslam	Crashed - Rider OK - Turn 6
10.30.44	Rizmayer	Entered Pits
10.30.50	Haslam	Entered Pits
10.32.14		End Of Session

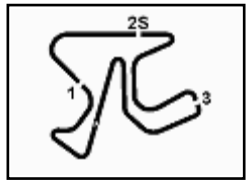
### Fastest Laps Sequence

No.	Rider	Nat	Team	Bike	Local Time	Time	Gap	Avg
65	J. REA	GBR	Kawasaki Racing Team	Kawasaki ZX-10R	09:46'53.165	<b>1'50.151</b>		144,554
66	T. SYKES	GBR	Kawasaki Racing Team	Kawasaki ZX-10R	09:48'18.642	<b>1'49.221</b>	-0.930	145,785
65	J. REA	GBR	Kawasaki Racing Team	Kawasaki ZX-10R	09:48'35.241	<b>1'42.076</b>	-7.145	155,990
66	T. SYKES	GBR	Kawasaki Racing Team	Kawasaki ZX-10R	09:50'00.501	<b>1'41.859</b>	-0.217	156,322
66	T. SYKES	GBR	Kawasaki Racing Team	Kawasaki ZX-10R	09:51'41.935	<b>1'41.434</b>	-0.425	156,977
81	J. TORRES	ESP	Aprilia Racing Team - Red Devils	Aprilia RSV4 RF	10:28'06.895	<b>1'41.405</b>	-0.029	157,022

19/09/2015 Start 09:45 End 10:32

The results are provisional until the end of the time limit for protests and appeals and the completion of the technical checks.

**FCR PERDIA TINING**

Jerez, 18-19-20 September 2015

Superbike - Best Sector & Speed Free Practice 3rd Session

Jerez 4.423 m

Best Lap

1	81 J. TORRES	Aprilia RSV4 RF	1'41.405
2	66 T. SYKES	Kawasaki ZX-10R	1'41.434
3	91 L. HASLAM	Aprilia RSV4 RF	1'41.538
4	15 M. BAIOTTO	Ducati Panigale R	1'41.648
5	55 M. PIRRO	Ducati Panigale R	1'41.665
6	7 C. DAVIES	Ducati Panigale R	1'41.704
7	22 A. LOWES	Suzuki GSX-R1000	1'41.712
8	59 N. CANEPA	Ducati Panigale R	1'41.755
9	65 J. REA	Kawasaki ZX-10R	1'41.856
10	1 S. GUINTOLI	Honda CBR1000RR SP	1'41.919
11	36 L. MERCADO	Ducati Panigale R	1'42.021
12	60 M. VD MARK	Honda CBR1000RR SP	1'42.085
13	44 D. SALOM	Kawasaki ZX-10R	1'42.201
14	2 L. CAMIER	MV Agusta F4 RR	1'42.221
15	14 R. DE PUNJET	Suzuki GSX-R1000	1'42.777
16	86 A. BADOVINI	BMW S1000 RR	1'42.838
17	40 R. RAMOS	Kawasaki ZX-10R	1'42.929
18	23 C. PONSSON	Kawasaki ZX-10R	1'44.180
19	75 G. RIZMAYER	BMW S1000 RR	1'44.823
20	45 G. VIZZIELLO	Kawasaki ZX-10R	1'45.289
21	48 A. PHILLIS	Kawasaki ZX-10R	1'46.852
22	10 I. TOTH	BMW S1000 RR	1'46.983

Top Speeds

1	81 J. TORRES	Aprilia RSV4 RF	275.5
2	91 L. HASLAM	Aprilia RSV4 RF	274.8
3	36 L. MERCADO	Ducati Panigale R	273.4
4	66 T. SYKES	Kawasaki ZX-10R	272.7
5	1 S. GUINTOLI	Honda CBR1000RR SP	272.0
6	65 J. REA	Kawasaki ZX-10R	272.0
7	60 M. VD MARK	Honda CBR1000RR SP	272.0
8	14 R. DE PUNJET	Suzuki GSX-R1000	271.4
9	86 A. BADOVINI	BMW S1000 RR	270.7
10	22 A. LOWES	Suzuki GSX-R1000	270.7
11	7 C. DAVIES	Ducati Panigale R	270.0
12	55 M. PIRRO	Ducati Panigale R	270.0
13	59 N. CANEPA	Ducati Panigale R	270.0
14	2 L. CAMIER	MV Agusta F4 RR	268.7
15	40 R. RAMOS	Kawasaki ZX-10R	266.7
16	44 D. SALOM	Kawasaki ZX-10R	266.7
17	23 C. PONSSON	Kawasaki ZX-10R	266.0
18	15 M. BAIOTTO	Ducati Panigale R	266.0
19	10 I. TOTH	BMW S1000 RR	264.1
20	48 A. PHILLIS	Kawasaki ZX-10R	260.2
21	75 G. RIZMAYER	BMW S1000 RR	259.6
22	45 G. VIZZIELLO	Kawasaki ZX-10R	257.8

Seg. 1

1	81 J. TORRES	25.154
2	91 L. HASLAM	25.186
3	7 C. DAVIES	25.293
4	66 T. SYKES	25.312
5	55 M. PIRRO	25.317
6	1 S. GUINTOLI	25.317
7	15 M. BAIOTTO	25.319
8	65 J. REA	25.326
9	59 N. CANEPA	25.329
10	22 A. LOWES	25.341
11	36 L. MERCADO	25.368
12	60 M. VD MARK	25.421
13	2 L. CAMIER	25.471
14	44 D. SALOM	25.493
15	40 R. RAMOS	25.603
16	14 R. DE PUNJET	25.616
17	86 A. BADOVINI	25.683
18	75 G. RIZMAYER	26.023
19	23 C. PONSSON	26.105
20	45 G. VIZZIELLO	26.337
21	48 A. PHILLIS	26.623
22	10 I. TOTH	26.753

Seg. 2

1	91 L. HASLAM	14.774
2	55 M. PIRRO	14.798
3	22 A. LOWES	14.847
4	65 J. REA	14.851
5	66 T. SYKES	14.852
6	60 M. VD MARK	14.860
7	81 J. TORRES	14.873
8	44 D. SALOM	14.902
9	86 A. BADOVINI	14.927
10	1 S. GUINTOLI	14.928
11	2 L. CAMIER	14.937
12	15 M. BAIOTTO	14.948
13	59 N. CANEPA	14.951
14	36 L. MERCADO	14.954
15	7 C. DAVIES	14.963
16	14 R. DE PUNJET	14.971
17	40 R. RAMOS	15.028
18	23 C. PONSSON	15.046
19	45 G. VIZZIELLO	15.331
20	75 G. RIZMAYER	15.390
21	10 I. TOTH	15.471
22	48 A. PHILLIS	15.482

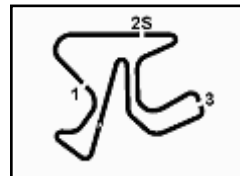
Seg. 3

1	7 C. DAVIES	30.125
2	59 N. CANEPA	30.141
3	81 J. TORRES	30.148
4	66 T. SYKES	30.150
5	22 A. LOWES	30.174
6	91 L. HASLAM	30.184
7	55 M. PIRRO	30.252
8	15 M. BAIOTTO	30.268
9	1 S. GUINTOLI	30.295
10	65 J. REA	30.347
11	36 L. MERCADO	30.353
12	60 M. VD MARK	30.403
13	2 L. CAMIER	30.418
14	44 D. SALOM	30.534
15	14 R. DE PUNJET	30.621
16	40 R. RAMOS	30.689
17	86 A. BADOVINI	30.779
18	23 C. PONSSON	31.036
19	75 G. RIZMAYER	31.225
20	45 G. VIZZIELLO	31.495
21	48 A. PHILLIS	31.916
22	10 I. TOTH	32.059

Seg. 4

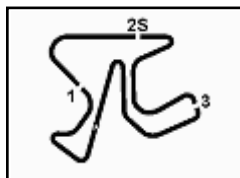
1	22 A. LOWES	31.051
2	66 T. SYKES	31.090
3	15 M. BAIOTTO	31.093
4	81 J. TORRES	31.134
5	91 L. HASLAM	31.157
6	44 D. SALOM	31.163
7	55 M. PIRRO	31.171
8	1 S. GUINTOLI	31.174
9	7 C. DAVIES	31.179
10	65 J. REA	31.187
11	59 N. CANEPA	31.236
12	60 M. VD MARK	31.238
13	2 L. CAMIER	31.268
14	14 R. DE PUNJET	31.289
15	36 L. MERCADO	31.314
16	86 A. BADOVINI	31.387
17	40 R. RAMOS	31.400
18	23 C. PONSSON	31.753
19	45 G. VIZZIELLO	32.019
20	75 G. RIZMAYER	32.071
21	10 I. TOTH	32.662
22	48 A. PHILLIS	32.681




**Jerez, 18-19-20 September 2015**
**Superbike - Ideal Times Free Practice 3rd Session**

Jerez 4.423 m

No. Rider	Nat	Bike	Seg. 1	Seg. 2	Seg. 3	Seg. 4	Ideal Time	Lap Time	Pos.	Diff.	
1	<b>91 L. HASLAM</b>	GBR	Aprilia RSV4 RF	25.186	<b>14.774</b>	30.184	31.157	<b>1'41.301</b>	1'41.538	3	0.237
2	<b>81 J. TORRES</b>	ESP	Aprilia RSV4 RF	<b>25.154</b>	14.873	30.148	31.134	<b>1'41.309</b>	1'41.405	1	0.096
3	<b>66 T. SYKES</b>	GBR	Kawasaki ZX-10R	25.312	14.852	30.150	31.090	<b>1'41.404</b>	1'41.434	2	0.030
4	<b>22 A. LOWES</b>	GBR	Suzuki GSX-R1000	25.341	14.847	30.174	<b>31.051</b>	<b>1'41.413</b>	1'41.712	7	0.299
5	<b>55 M. PIRRO</b>	ITA	Ducati Panigale R	25.317	14.798	30.252	31.171	<b>1'41.538</b>	1'41.665	5	0.127
6	<b>7 C. DAVIES</b>	GBR	Ducati Panigale R	25.293	14.963	<b>30.125</b>	31.179	<b>1'41.560</b>	1'41.704	6	0.144
7	<b>15 M. BAIOTTO</b>	ITA	Ducati Panigale R	25.319	14.948	30.268	31.093	<b>1'41.628</b>	1'41.648	4	0.020
8	<b>59 N. CANEPA</b>	ITA	Ducati Panigale R	25.329	14.951	30.141	31.236	<b>1'41.657</b>	1'41.755	8	0.098
9	<b>65 J. REA</b>	GBR	Kawasaki ZX-10R	25.326	14.851	30.347	31.187	<b>1'41.711</b>	1'41.856	9	0.145
10	<b>1 S. GUINTOLI</b>	FRA	Honda CBR1000RR SP	25.317	14.928	30.295	31.174	<b>1'41.714</b>	1'41.919	10	0.205
11	<b>60 M. VD MARK</b>	NED	Honda CBR1000RR SP	25.421	14.860	30.403	31.238	<b>1'41.922</b>	1'42.085	12	0.163
12	<b>36 L. MERCADO</b>	ARG	Ducati Panigale R	25.368	14.954	30.353	31.314	<b>1'41.989</b>	1'42.021	11	0.032
13	<b>44 D. SALOM</b>	ESP	Kawasaki ZX-10R	25.493	14.902	30.534	31.163	<b>1'42.092</b>	1'42.201	13	0.109
14	<b>2 L. CAMIER</b>	GBR	MV Agusta F4 RR	25.471	14.937	30.418	31.268	<b>1'42.094</b>	1'42.221	14	0.127
15	<b>14 R. DE PUNJET</b>	FRA	Suzuki GSX-R1000	25.616	14.971	30.621	31.289	<b>1'42.497</b>	1'42.777	15	0.280
16	<b>40 R. RAMOS</b>	ESP	Kawasaki ZX-10R	25.603	15.028	30.689	31.400	<b>1'42.720</b>	1'42.929	17	0.209
17	<b>86 A. BADOVINI</b>	ITA	BMW S1000 RR	25.683	14.927	30.779	31.387	<b>1'42.776</b>	1'42.838	16	0.062
18	<b>23 C. PONSSON</b>	FRA	Kawasaki ZX-10R	26.105	15.046	31.036	31.753	<b>1'43.940</b>	1'44.180	18	0.240
19	<b>75 G. RIZMAYER</b>	HUN	BMW S1000 RR	26.023	15.390	31.225	32.071	<b>1'44.709</b>	1'44.823	19	0.114
20	<b>45 G. VIZZIELLO</b>	ITA	Kawasaki ZX-10R	26.337	15.331	31.495	32.019	<b>1'45.182</b>	1'45.289	20	0.107
21	<b>48 A. PHILLIS</b>	AUS	Kawasaki ZX-10R	26.623	15.482	31.916	32.681	<b>1'46.702</b>	1'46.852	21	0.150
22	<b>10 I. TOTH</b>	HUN	BMW S1000 RR	26.753	15.471	32.059	32.662	<b>1'46.945</b>	1'46.983	22	0.038
<b>Overall Ideal Time</b>			<b>25.154</b>	<b>14.774</b>	<b>30.125</b>	<b>31.051</b>	<b>1'41.104</b>				



**Jerez, 18-19-20 September 2015**  
**Superbike - Chronological Analysis Free Practice 3rd Session**

Jerez 4.423 m

1° 60 M. VD MARK (1'42.085)							
Lap	Seq. 1	Seq. 2	Seq. 3	Seq. 4	Lap Time	km/h	Local Time
1	33.986	15.699	31.994	34.116	1'55.795 P	264.7	9:45'05.970
2	26.102	15.162	38.889	32.217	1'52.370	270.0	9:48'54.135
3	26.014	15.098	31.059	31.801	1'43.972	269.3	9:50'38.107
4	25.674	15.046	30.905	31.529	1'43.154	266.7	9:52'21.261
5	25.891	15.010	30.661	31.509	1'43.071	270.7	9:54'04.332
6	25.808	15.029	37.269	32.772	1'50.878	270.7	9:55'55.210
7	25.731	14.991	30.669	31.594	1'42.985	268.0	9:57'38.195
8	25.715	15.071	30.773	31.448	1'43.007	264.7	9:59'21.202
9	25.607	15.000	30.621	31.651	1'42.879	268.0	10:01'04.081
10	25.700	15.045	30.792	31.512	1'43.049	266.7	10:02'47.130
11	26.957	15.256	31.373	5'44.095	6'57.681 P	263.4	10:09'44.811
12	31.373	15.280	31.155	31.720	1'49.528 P	266.7	10:11'34.339
13	25.916	15.099	30.728	31.688	1'43.431	267.3	10:13'17.770
14	25.814	15.036	30.953	31.633	1'43.436	267.3	10:15'01.206
15	25.792	15.096	30.758	31.660	1'43.306	266.0	10:16'44.512
16	25.954	15.207	31.559	2'46.732	3'59.452 P	264.1	10:20'43.964
17	30.202	15.095	30.745	31.496	1'47.538 P	267.3	10:22'31.502
18	25.460	14.968	30.436	31.279	1'42.143	268.7	10:24'13.645
19	<b>25.421</b>	14.920	<b>30.403</b>	31.341	<b>1'42.085</b>	269.3	10:25'55.730
20	25.549	14.920	30.432	31.324	1'42.225	268.0	10:27'37.955
21	25.471	14.896	30.489	<b>31.238</b>	1'42.094	269.3	10:29'20.049
22	25.478	<b>14.860</b>	30.481	31.368	1'42.187	<b>272.0</b>	10:31'02.236

4° 7 C. DAVIES (1'41.704)							
Lap	Seq. 1	Seq. 2	Seq. 3	Seq. 4	Lap Time	km/h	Local Time
1	34.374	15.836	32.101	32.182	1'54.493 P	266.7	9:45'40.604
2	25.701	<b>14.963</b>	30.252	31.187	1'42.103	269.3	9:49'17.200
3	<b>25.293</b>	14.972	30.296	31.435	1'41.996	268.0	9:50'59.196
4	25.431	15.056	30.200	31.216	1'41.903	266.7	9:52'41.099
5	25.396	15.012	30.145	31.353	1'41.906	268.0	9:54'23.005
6	25.400	14.975	30.264	31.439	1'42.078	<b>270.0</b>	9:56'05.083
7	25.416	15.031	30.181	<b>31.179</b>	1'41.807	<b>270.0</b>	9:57'46.890
8	25.404	15.019	30.281	31.320	1'42.024	269.3	9:59'28.914
9	25.496	14.987	30.463	31.336	1'42.282	<b>270.0</b>	10:01'11.196
10	25.640	14.995	30.247	31.278	1'42.160	269.3	10:02'53.356
11	25.662	15.735	37.607	33.719	1'52.723	246.0	10:04'46.079
12	25.522	15.137	30.529	31.368	1'42.556	<b>270.0</b>	10:06'28.635
13	25.464	15.056	30.324	31.310	1'42.154	269.3	10:08'10.789
14	25.553	15.112	30.382	31.268	1'42.315	267.3	10:09'53.104
15	27.442	16.305	32.428	11'04.898	12'21.073 P	239.5	10:22'14.177
16	33.130	15.485	32.100	32.440	1'53.155 P	268.7	10:24'07.332
17	25.602	15.018	30.226	31.295	1'42.141	267.3	10:25'49.473
18	25.337	14.976	<b>30.125</b>	31.266	<b>1'41.704</b>	268.0	10:27'31.177
19	28.309	19.117	33.472	33.066	1'53.964	201.9	10:29'25.141
20	25.361	15.006	30.234	31.347	1'41.948	268.0	10:31'07.089

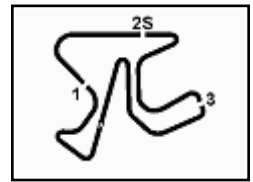
2° 66 T. SYKES (1'41.434)							
Lap	Seq. 1	Seq. 2	Seq. 3	Seq. 4	Lap Time	km/h	Local Time
1	30.388	15.338	31.533	31.962	1'49.221 P	268.0	9:46'29.421
2	25.420	14.926	30.279	31.234	1'41.859	268.0	9:48'18.642
3	<b>25.312</b>	14.882	<b>30.150</b>	<b>31.090</b>	<b>1'41.434</b>	270.0	9:51'41.935
4	25.561	14.927	30.261	31.165	1'41.914	270.0	9:53'23.849
5	25.434	14.883	30.229	31.266	1'41.812	271.4	9:55'05.661
6	25.980	17.528	34.963	34.706	1'53.177	232.8	9:56'58.838
7	25.493	14.956	30.168	31.227	1'41.844	267.3	9:58'40.682
8	25.846	15.134	33.663	40.264	1'54.907	266.0	10:00'35.589
9	25.385	<b>14.852</b>	30.259	31.504	1'42.000	270.7	10:02'17.589
10	26.599	15.137	31.213	7'52.856	9'05.805 P	270.7	10:11'23.394
11	32.534	15.253	31.439	31.877	1'51.103 P	266.7	10:13'14.497
12	25.646	14.939	30.328	31.337	1'42.250	270.7	10:14'56.747
13	25.557	14.953	30.307	31.354	1'42.171	268.7	10:16'38.918
14	26.564	15.300	31.120	31.572	1'44.556	267.3	10:18'23.474
15	25.482	14.963	30.478	31.381	1'42.304	270.0	10:20'05.778
16	25.474	14.925	30.402	31.359	1'42.160	271.4	10:21'47.938
17	25.560	14.965	30.536	31.407	1'42.468	271.4	10:23'30.406
18	25.512	14.930	30.520	31.365	1'42.327	271.4	10:25'12.733
19	29.959	15.720	32.326	32.069	1'50.074	267.3	10:27'02.807
20	25.580	15.000	30.468	31.524	1'42.572	<b>272.7</b>	10:28'45.379
21	25.631	15.004	30.517	31.516	1'42.668	270.0	10:30'28.047

5° 81 J. TORRES (1'41.405)							
Lap	Seq. 1	Seq. 2	Seq. 3	Seq. 4	Lap Time	km/h	Local Time
1	32.782	15.802	31.543	31.871	1'51.998 P	266.7	9:45'23.440
2	26.276	14.919	30.381	31.432	1'43.008	270.0	9:48'58.444
3	25.227	15.211	30.384	31.626	1'42.448	272.0	9:50'40.894
4	25.230	14.912	30.510	31.317	1'41.969	270.0	9:52'22.863
5	25.407	14.899	30.357	31.586	1'42.249	273.4	9:54'05.112
6	25.383	14.890	30.637	31.283	1'42.193	<b>275.5</b>	9:55'47.305
7	25.352	14.950	30.416	31.246	1'41.964	270.0	9:57'29.269
8	25.254	15.087	30.246	31.341	1'41.928	266.7	9:59'11.197
9	28.810	15.697	31.213	5'41.619	6'57.339 P	262.8	10:06'08.536
10	34.518	15.885	30.919	31.470	1'52.792 P	252.3	10:08'01.328
11	25.500	15.139	30.372	32.724	1'43.735	265.4	10:09'45.063
12	25.520	14.984	30.454	31.415	1'42.373	268.7	10:11'27.436
13	25.460	15.033	30.337	31.356	1'42.186	266.0	10:13'09.622
14	25.392	14.992	30.499	31.250	1'42.133	269.3	10:14'51.755
15	25.412	15.051	30.573	6'30.061	7'41.097 P	268.0	10:22'32.852
16	34.355	15.484	39.763	33.707	2'03.309 P	258.4	10:24'36.161
17	31.741	15.758	30.488	31.342	1'49.329	262.1	10:26'25.490
18	25.189	14.934	<b>30.148</b>	<b>31.134</b>	<b>1'41.405</b>	266.7	10:28'06.895
19	<b>25.154</b>	<b>14.873</b>	30.242	31.210	1'41.479	270.7	10:29'48.374
20	25.275	14.986	30.336	31.435	1'42.032	269.3	10:31'30.406

3° 65 J. REA (1'41.856)							
Lap	Seq. 1	Seq. 2	Seq. 3	Seq. 4	Lap Time	km/h	Local Time
1	30.863	15.369	31.990	31.929	1'50.151 P	268.0	9:45'03.014
2	25.498	14.916	30.474	31.188	1'42.076	270.7	9:48'35.241
3	25.690	14.902	30.596	<b>31.187</b>	1'42.375	270.7	9:50'17.616
4	25.497	14.890	30.471	31.373	1'42.231	270.7	9:51'59.847
5	<b>25.326</b>	14.922	<b>30.347</b>	31.261	<b>1'41.856</b>	270.0	9:53'41.703
6	25.389	<b>14.851</b>	30.447	31.240	1'41.927	<b>272.0</b>	9:55'23.630
7	25.635	14.884	30.387	31.254	1'42.160	270.0	9:57'05.790
8	25.425	14.856	30.495	31.235	1'42.011	<b>272.0</b>	9:58'47.801
9	25.524	14.897	30.477	31.319	1'42.217	271.4	10:00'30.018
10	25.462	14.908	30.459	31.308	1'42.137	269.3	10:02'12.155
11	25.519	14.917	30.439	31.320	1'42.195	271.4	10:03'54.350
12	25.522	14.923	30.519	31.243	1'42.207	271.4	10:05'36.557
13	25.599	14.951	30.480	31.397	1'42.427	271.4	10:07'18.984
14	25.617	14.969	30.573	31.438	1'42.597	270.7	10:09'01.581
15	25.632	14.959	30.562	31.441	1'42.594	271.4	10:10'44.175
16	25.534	14.940	30.566	31.353	1'42.393	<b>272.0</b>	10:12'26.568
17	26.061	15.085	31.322	10'05.930	11'18.398 P	270.7	10:23'44.966
18	34.374	15.305	31.454	35.028	1'56.161 P	268.7	10:25'41.127
19	25.927	15.043	30.841	31.612	1'43.423	270.7	10:27'24.550
20	25.697	15.144	30.740	31.552	1'43.133	270.7	10:29'07.683
21	25.747	15.072	30.733	31.643	1'43.195	271.4	10:30'50.878

6° 23 C. PONSSON (1'44.180)							
Lap	Seq. 1	Seq. 2	Seq. 3	Seq. 4	Lap Time	km/h	Local Time
1	36.455	17.471	34.442	33.740	2'02.108 P	220.4	9:47'04.421
2	27.189	15.504	32.600	32.741	1'48.034	260.9	9:48'52.455
3	26.459	15.392	31.886	32.409	1'46.146	262.8	9:50'38.601
4	26.210	15.079	31.138	<b>31.753</b>	<b>1'44.180</b>	<b>266.0</b>	9:52'22.781
5	26.121	15.184	31.269	32.241	1'44.815	265.4	9:54'07.596
6	26.413	15.255	31.622	32.150	1'45.440	262.1	9:55'53.036
7	30.889	16.716	33.135	5'00.655	6'21.395 P	229.3	10:02'14.431
8	33.514	16.803	34.786	33.751	1'58.854 P	236.8	10:04'13.285
9	26.722	15.301	31.583	32.240	1'45.846	259.0	10:05'59.131
10	26.462	15.217	31.393	32.087	1'45.159	262.1	10:07'44.290
11	28.176	15.					





Jerez, 18-19-20 September 2015

Superbike - Chronological Analysis Free Practice 3rd Session

Jerez 4.423 m

Table with 10 columns: Rider, Lap, Time, Avg Speed, Best Lap, Best Speed, Best Lap Time, Best Speed, Best Lap Time, Best Speed. Riders include 4, 5, 6, 7, 8, 9, 10, 11, 12, 13, 14, 15, 16, 17, 18, 19.

11° 59 N. CANEPA (1'41.755)

Table for rider 59 N. CANEPA showing Lap, Seq, Time, Avg Speed, Best Lap, Best Speed, Best Lap Time, Best Speed.

8° 14 R. DE PUNJET (1'42.777)

Table for rider 14 R. DE PUNJET showing Lap, Seq, Time, Avg Speed, Best Lap, Best Speed, Best Lap Time, Best Speed.

12° 15 M. BAIOTTO (1'41.648)

Table for rider 15 M. BAIOTTO showing Lap, Seq, Time, Avg Speed, Best Lap, Best Speed, Best Lap Time, Best Speed.

9° 2 L. CAMIER (1'42.221)

Table for rider 2 L. CAMIER showing Lap, Seq, Time, Avg Speed, Best Lap, Best Speed, Best Lap Time, Best Speed.

13° 22 A. LOWES (1'41.712)

Table for rider 22 A. LOWES showing Lap, Seq, Time, Avg Speed, Best Lap, Best Speed, Best Lap Time, Best Speed.

10° 91 L. HASLAM (1'41.538)

Table for rider 91 L. HASLAM showing Lap, Seq, Time, Avg Speed, Best Lap, Best Speed, Best Lap Time, Best Speed.

14° 48 A. PHILLIS (1'46.852)

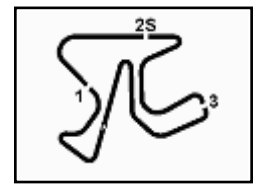
Table for rider 48 A. PHILLIS showing Lap, Seq, Time, Avg Speed, Best Lap, Best Speed, Best Lap Time, Best Speed.

P = Pits In/Out - C = Lap-Time Cancelled







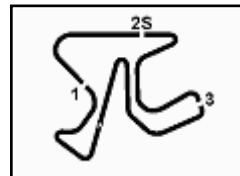


Jerez 4.423 m

Jerez, 18-19-20 September 2015  
Superbike - Chronological Analysis Free Practice 3rd Session

Lap	Seq. 1	Seq. 2	Seq. 3	Seq. 4	Lap Time	km/h	Local Time
15	25.364	14.798	30.332	31.171	1'41.665	270.0	10:30'04.595
22° 44 D. SALOM (1'42.201)							
1	35.348	16.499	36.000	32.303	2'00.150 P	239.5	9:45'47.603
2	26.220	15.222	31.165	31.767	1'44.374	264.7	9:49'32.127
3	26.328	15.377	31.582	31.790	1'45.077	261.5	9:51'17.204
4	26.112	15.182	31.079	31.707	1'44.080	264.7	9:53'01.284
5	26.871	16.093	32.392	8'19.978	9'35.334 P	235.8	10:02'36.618
6	34.875	16.398	34.499	32.269	1'58.041 P	230.8	10:04'34.659
7	25.952	15.051	30.728	31.304	1'43.035	262.8	10:06'17.694
8	26.434	15.156	30.903	31.455	1'43.948	264.7	10:08'01.642
9	25.621	15.029	30.636	31.285	1'42.571	262.8	10:09'44.213
10	26.849	15.034	31.092	10'12.506	11'25.481 P	265.4	10:21'09.694
11	35.854	16.438	34.296	32.702	1'59.290 P	244.3	10:23'08.984
12	25.619	14.936	<b>30.534</b>	<b>31.163</b>	1'42.252	266.0	10:24'51.236
13	31.919	16.935	33.324	31.431	1'53.609	182.7	10:26'44.845
14	25.656	<b>14.902</b>	30.564	31.288	1'42.410	<b>266.7</b>	10:28'27.255
15	<b>25.493</b>	14.921	30.550	31.237	<b>1'42.201</b>	265.4	10:30'09.456

P = Pits In/Out - C = Lap-Time Cancelled



**Jerez, 18-19-20 September 2015**  
**Superbike - Superpoles Entry List**

**Superpole 1**

No.	Rider	Nat	Team	Bike	Time
11	<b>36 L. MERCADO</b>	ARG	BARNI Racing Team	Ducati Panigale R	<b>1'42.021</b>
12	<b>60 M. VD MARK</b>	NED	PATA Honda World Superbike Team	Honda CBR1000RR SP	<b>1'42.085</b>
13	<b>44 D. SALOM</b>	ESP	Team Pedercini	Kawasaki ZX-10R	<b>1'42.201</b>
14	<b>2 L. CAMIER</b>	GBR	MV Agusta Reparto Corse	MV Agusta F4 RR	<b>1'42.221</b>
15	<b>14 R. DE PUNIET</b>	FRA	VOLTCOM Crescent Suzuki	Suzuki GSX-R1000	<b>1'42.777</b>
16	<b>86 A. BADOVINI</b>	ITA	BMW Motorrad Italia SBK Team	BMW S1000 RR	<b>1'42.838</b>
17	<b>40 R. RAMOS</b>	ESP	Team Go Eleven	Kawasaki ZX-10R	<b>1'42.929</b>
18	<b>23 C. PONSSON</b>	FRA	Team Pedercini	Kawasaki ZX-10R	<b>1'44.133</b>
19	<b>75 G. RIZMAYER</b>	HUN	BMW Team Toth	BMW S1000 RR	<b>1'44.823</b>
20	<b>45 G. VIZZIELLO</b>	ITA	Grillini SBK Team	Kawasaki ZX-10R	<b>1'45.289</b>

**Superpole 2**

No.	Rider	Nat	Team	Bike	Time
1	<b>81 J. TORRES</b>	ESP	Aprilia Racing Team - Red Devils	Aprilia RSV4 RF	<b>1'41.405</b>
2	<b>66 T. SYKES</b>	GBR	Kawasaki Racing Team	Kawasaki ZX-10R	<b>1'41.434</b>
3	<b>91 L. HASLAM</b>	GBR	Aprilia Racing Team - Red Devils	Aprilia RSV4 RF	<b>1'41.538</b>
4	<b>15 M. BAIOTTO</b>	ITA	Althea Racing	Ducati Panigale R	<b>1'41.648</b>
5	<b>55 M. PIRRO</b>	ITA	Aruba.it Racing-Ducati SBK Team	Ducati Panigale R	<b>1'41.665</b>
6	<b>7 C. DAVIES</b>	GBR	Aruba.it Racing-Ducati SBK Team	Ducati Panigale R	<b>1'41.704</b>
7	<b>22 A. LOWES</b>	GBR	VOLTCOM Crescent Suzuki	Suzuki GSX-R1000	<b>1'41.712</b>
8	<b>59 N. CANEPA</b>	ITA	Althea Racing	Ducati Panigale R	<b>1'41.755</b>
9	<b>65 J. REA</b>	GBR	Kawasaki Racing Team	Kawasaki ZX-10R	<b>1'41.856</b>
10	<b>1 S. GUINTOLI</b>	FRA	PATA Honda World Superbike Team	Honda CBR1000RR SP	<b>1'41.919</b>
	*				
	*				

\* These positions are assigned to the 1st and 2nd rider classified in Superpole 1