
**Jerez, 18-19-20 September 2015**  
**Superbike - Results Superpole 1**

Jerez 4.423 m

**1 / 2**

No.	Rider	Nat	Team	Bike	Time	Gap	Rel.	Laps	Speed	
									Avg	Max
1*	60 M. VD MARK	NED	PATA Honda World Superbike Team	Honda CBR1000RR SP	<b>1'41.432</b>			8	156,980	<b>269,3</b>
2*	44 D. SALOM	ESP	Team Pedercini	Kawasaki ZX-10R	<b>1'41.632</b>	0.200	0.200	6	156,671	<b>267,3</b>
3	2 L. CAMIER	GBR	MV Agusta Reparto Corse	MV Agusta F4 RR	<b>1'41.745</b>	0.313	0.113	5	156,497	<b>269,3</b>
4	36 L. MERCADO	ARG	BARNI Racing Team	Ducati Panigale R	<b>1'41.908</b>	0.476	0.163	7	156,247	<b>268,7</b>
5	14 R. DE PUNIET	FRA	VOLTCOM Crescent Suzuki	Suzuki GSX-R1000	<b>1'42.486</b>	1.054	0.578	7	155,366	<b>266,7</b>
6	40 R. RAMOS	ESP	Team Go Eleven	Kawasaki ZX-10R	<b>1'42.584</b>	1.152	0.098	7	155,217	<b>262,8</b>
7	86 A. BADOVINI	ITA	BMW Motorrad Italia SBK Team	BMW S1000 RR	<b>1'42.714</b>	1.282	0.130	7	155,021	<b>270,0</b>
8	23 C. PONSSON	FRA	Team Pedercini	Kawasaki ZX-10R	<b>1'42.774</b>	1.342	0.060	7	154,930	<b>266,0</b>
9	45 G. VIZZIELLO	ITA	Grillini SBK Team	Kawasaki ZX-10R	<b>1'43.746</b>	2.314	0.972	7	153,479	<b>259,6</b>
10	75 G. RIZMAYER	HUN	BMW Team Toth	BMW S1000 RR	<b>1'43.826</b>	2.394	0.080	7	153,360	<b>263,4</b>

\* Qualified to Superpole 2

AIR	Humidity:	44%	Temp:	31°C
TRACK	Condition:	Dry	Temp:	45°C

Lap Record:	2013 T.Sykes	1'41.691	156,580	Km/h
Best Lap:	2014 L.Baz	1'40.298	158,750	Km/h

 Start  
 19/09/2015 15:00

 End  
 15:17

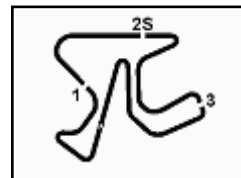
The results are provisional until the end of the time limit for protests and appeals and the completion of the technical checks.

**FCR PERDORA TIMING**


Official Tyre Supplier



Official Timekeeper



# Jerez, 18-19-20 September 2015

## Superbike - Results Superpole 1

### Session Highlights

15.00.03		Start
15.14.12	Salom	Crashed - Rider OK - Turn 1
15.15.10	Salom	Medical Center
15.17.22		End Of Session

### Fastest Laps Sequence

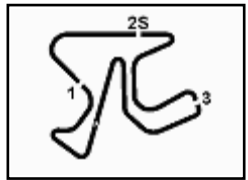
No.	Rider	Nat	Team	Bike	Local Time	Time	Gap	Avg
60	M. VD MARK	NED	PATA Honda World Superbike Team	Honda CBR1000RR SP	15:01'49.716	<b>1'47.010</b>		148,797
60	M. VD MARK	NED	PATA Honda World Superbike Team	Honda CBR1000RR SP	15:03'32.300	<b>1'42.584</b>	-4.426	155,217
2	L. CAMIER	GBR	MV Agusta Reparto Corse	MV Agusta F4 RR	15:04'11.632	<b>1'42.335</b>	-0.249	155,595
60	M. VD MARK	NED	PATA Honda World Superbike Team	Honda CBR1000RR SP	15:11'59.549	<b>1'41.432</b>	-0.903	156,980

 19/09/2015 Start  
 15:00

 End  
 15:17

 The results are provisional until the end of the time limit for protests and appeals  
 and the completion of the technical checks.

**FCR PERDIA TIMING**

**Jerez, 18-19-20 September 2015**  
**Superbike - Best Sector & Speed Superpole 1**

Jerez 4.423 m

**Best Lap**

1	60 M. VD MARK	Honda CBR1000RR SP	1'41.432
2	44 D. SALOM	Kawasaki ZX-10R	1'41.632
3	2 L. CAMIER	MV Aqusta F4 RR	1'41.745
4	36 L. MERCADO	Ducati Panigale R	1'41.908
5	14 R. DE PUNJET	Suzuki GSX-R1000	1'42.486
6	40 R. RAMOS	Kawasaki ZX-10R	1'42.584
7	86 A. BADOVINI	BMW S1000 RR	1'42.714
8	23 C. PONSSON	Kawasaki ZX-10R	1'42.774
9	45 G. VIZZIELLO	Kawasaki ZX-10R	1'43.746
10	75 G. RIZMAYER	BMW S1000 RR	1'43.826

**Top Speeds**

1	86 A. BADOVINI	BMW S1000 RR	270.0
2	60 M. VD MARK	Honda CBR1000RR SP	269.3
3	2 L. CAMIER	MV Aqusta F4 RR	269.3
4	36 L. MERCADO	Ducati Panigale R	268.7
5	44 D. SALOM	Kawasaki ZX-10R	267.3
6	14 R. DE PUNJET	Suzuki GSX-R1000	266.7
7	23 C. PONSSON	Kawasaki ZX-10R	266.0
8	75 G. RIZMAYER	BMW S1000 RR	263.4
9	40 R. RAMOS	Kawasaki ZX-10R	262.8
10	45 G. VIZZIELLO	Kawasaki ZX-10R	259.6

**Seg. 1**

1	60 M. VD MARK	25.267
2	36 L. MERCADO	25.358
3	44 D. SALOM	25.420
4	14 R. DE PUNJET	25.431
5	2 L. CAMIER	25.444
6	40 R. RAMOS	25.546
7	86 A. BADOVINI	25.597
8	23 C. PONSSON	25.694
9	45 G. VIZZIELLO	25.927
10	75 G. RIZMAYER	25.935

**Seg. 2**

1	2 L. CAMIER	14.869
2	60 M. VD MARK	14.870
3	44 D. SALOM	14.914
4	14 R. DE PUNJET	14.923
5	23 C. PONSSON	14.947
6	36 L. MERCADO	14.963
7	86 A. BADOVINI	15.007
8	40 R. RAMOS	15.013
9	45 G. VIZZIELLO	15.125
10	75 G. RIZMAYER	15.151

**Seg. 3**

1	60 M. VD MARK	30.075
2	2 L. CAMIER	30.102
3	44 D. SALOM	30.221
4	36 L. MERCADO	30.277
5	40 R. RAMOS	30.497
6	14 R. DE PUNJET	30.517
7	23 C. PONSSON	30.630
8	86 A. BADOVINI	30.661
9	45 G. VIZZIELLO	30.984
10	75 G. RIZMAYER	30.997

**Seg. 4**

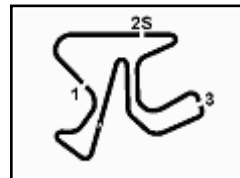
1	60 M. VD MARK	31.041
2	44 D. SALOM	31.077
3	36 L. MERCADO	31.238
4	14 R. DE PUNJET	31.263
5	2 L. CAMIER	31.330
6	40 R. RAMOS	31.415
7	86 A. BADOVINI	31.436
8	23 C. PONSSON	31.503
9	45 G. VIZZIELLO	31.540
10	75 G. RIZMAYER	31.743



Official Tyre Supplier



Official Timekeeper



Jerez 4.423 m

**Jerez, 18-19-20 September 2015**  
**Superbike - Ideal Times Superpole 1**

No.	Rider	Nat	Bike	Seg. 1	Seg. 2	Seg. 3	Seg. 4	Ideal Time	Lap Time	Pos.	Diff.
1	<b>60 M. VD MARK</b>	NED	Honda CBR1000RR SP	<b>25.267</b>	14.870	<b>30.075</b>	<b>31.041</b>	<b>1'41.253</b>	1'41.432	1	0.179
2	<b>44 D. SALOM</b>	ESP	Kawasaki ZX-10R	25.420	14.914	30.221	31.077	<b>1'41.632</b>	1'41.632	2	0.000
3	<b>2 L. CAMIER</b>	GBR	MV Agusta F4 RR	25.444	<b>14.869</b>	30.102	31.330	<b>1'41.745</b>	1'41.745	3	0.000
4	<b>36 L. MERCADO</b>	ARG	Ducati Panigale R	25.358	14.963	30.277	31.238	<b>1'41.836</b>	1'41.908	4	0.072
5	<b>14 R. DE PUNIET</b>	FRA	Suzuki GSX-R1000	25.431	14.923	30.517	31.263	<b>1'42.134</b>	1'42.486	5	0.352
6	<b>40 R. RAMOS</b>	ESP	Kawasaki ZX-10R	25.546	15.013	30.497	31.415	<b>1'42.471</b>	1'42.584	6	0.113
7	<b>86 A. BADOVINI</b>	ITA	BMW S1000 RR	25.597	15.007	30.661	31.436	<b>1'42.701</b>	1'42.714	7	0.013
8	<b>23 C. PONSSON</b>	FRA	Kawasaki ZX-10R	25.694	14.947	30.630	31.503	<b>1'42.774</b>	1'42.774	8	0.000
9	<b>45 G. VIZZIELLO</b>	ITA	Kawasaki ZX-10R	25.927	15.125	30.984	31.540	<b>1'43.576</b>	1'43.746	9	0.170
10	<b>75 G. RIZMAYER</b>	HUN	BMW S1000 RR	25.935	15.151	30.997	31.743	<b>1'43.826</b>	1'43.826	10	0.000
<b>Overall Ideal Time</b>				<b>25.267</b>	<b>14.869</b>	<b>30.075</b>	<b>31.041</b>	<b>1'41.252</b>			

