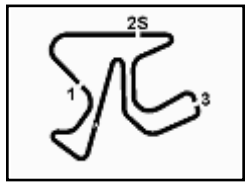


Jerez 4.423 m

Jerez, 18-19-20 September 2015
Superbike - Free Practices + Superpole Combined Results

No.	Rider	Nat	Team	Bike	FP 1	FP 2	FP 3	Superpole	Gap	Sess.
1	66 T. SYKES	GBR	Kawasaki Racing Team	Kawasaki ZX-10R	1'41.957	1'42.263	1'41.434	1'40.292		SP2
2	65 J. REA	GBR	Kawasaki Racing Team	Kawasaki ZX-10R	1'41.981	1'42.136	1'41.856	1'40.500	0.208	SP2
3	59 N. CANEPA	ITA	Althea Racing	Ducati Panigale R	1'42.125	1'42.629	1'41.755	1'40.508	0.216	SP2
4	60 M. VD MARK	NED	PATA Honda World Superbike Team	Honda CBR1000RR SP	1'42.784	1'42.884	1'42.085	1'40.956	0.664	SP2
5	81 J. TORRES	ESP	Aprilia Racing Team - Red Devils	Aprilia RSV4 RF	1'42.249	1'42.180	1'41.405	1'40.974	0.682	SP2
6	7 C. DAVIES	GBR	Aruba.it Racing-Ducati SBK Team	Ducati Panigale R	1'42.056	1'42.682	1'41.704	1'41.155	0.863	SP2
7	55 M. PIRRO	ITA	Aruba.it Racing-Ducati SBK Team	Ducati Panigale R	1'42.408	1'42.645	1'41.665	1'41.185	0.893	SP2
8	15 M. BAIOTTO	ITA	Althea Racing	Ducati Panigale R	1'42.341	1'42.781	1'41.648	1'41.415	1.123	SP2
9	22 A. LOWES	GBR	VOLTCOM Crescent Suzuki	Suzuki GSX-R1000	1'42.886	1'42.047	1'41.712	1'41.427	1.135	SP2
10	1 S. GUINTOLI	FRA	PATA Honda World Superbike Team	Honda CBR1000RR SP	1'42.643	1'42.905	1'41.919	1'41.467	1.175	SP2
11	91 L. HASLAM	GBR	Aprilia Racing Team - Red Devils	Aprilia RSV4 RF	1'42.254	1'42.267	1'41.538	1'41.512	1.220	SP2
12	44 D. SALOM	ESP	Team Pedercini	Kawasaki ZX-10R	1'43.319	1'43.192	1'42.201			SP2
13	2 L. CAMIER	GBR	MV Agusta Reparto Corse	MV Agusta F4 RR	1'43.620	1'43.160	1'42.221	1'41.745		SP1
14	36 L. MERCADO	ARG	BARNI Racing Team	Ducati Panigale R	1'44.105	1'42.991	1'42.021	1'41.908		SP1
15	14 R. DE PUNIET	FRA	VOLTCOM Crescent Suzuki	Suzuki GSX-R1000	1'43.445	1'43.037	1'42.777	1'42.486		SP1
16	40 R. RAMOS	ESP	Team Go Eleven	Kawasaki ZX-10R	1'43.242	1'44.454	1'42.929	1'42.584		SP1
17	86 A. BADOVINI	ITA	BMW Motorrad Italia SBK Team	BMW S1000 RR	1'43.128	1'42.969	1'42.838	1'42.714		SP1
18	23 C. PONSSON	FRA	Team Pedercini	Kawasaki ZX-10R	1'44.133	1'45.403	1'44.180	1'42.774		SP1
19	45 G. VIZZIELLO	ITA	Grillini SBK Team	Kawasaki ZX-10R	1'48.073	1'46.129	1'45.289	1'43.746		SP1
20	75 G. RIZMAYER	HUN	BMW Team Toth	BMW S1000 RR	1'46.273	1'45.693	1'44.823	1'43.826		SP1
21	10 I. TOTH	HUN	BMW Team Toth	BMW S1000 RR	1'47.492	1'46.622	1'46.983			FP
22	48 A. PHILLIS	AUS	Grillini SBK Team	Kawasaki ZX-10R	1'47.246	1'46.717	1'46.852			FP





Jerez, 18-19-20 September 2015
Superbike - Provisional Starting Grid
20 Laps x 4,423 km = 88,460 km

Jerez 4.423 m

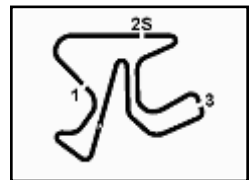


1	66 SYKES T. Kawasaki 1'40.292 SP2	2	65 REA J. Kawasaki 1'40.500 SP2	3	59 CANEPA N. Ducati 1'40.508 SP2
2	60 VD MARK M. Honda 1'40.956 SP2	5	81 TORRES J. Aprilia 1'40.974 SP2	6	7 DAVIES C. Ducati 1'41.155 SP2
3	55 PIRRO M. Ducati 1'41.185 SP2	8	15 BAIOTTO M. Ducati 1'41.415 SP2	9	22 LOWES A. Suzuki 1'41.427 SP2
4	1 GUINTOLI S. Honda 1'41.467 SP2	11	91 HASLAM L. Aprilia 1'41.512 SP2	12	44 SALOM D. Kawasaki
5	2 CAMIER L. MV Agusta 1'41.745 SP1	14	36 MERCADO L. Ducati 1'41.908 SP1	15	14 DE PUNIET R. Suzuki 1'42.486 SP1
6	40 RAMOS R. Kawasaki 1'42.584 SP1	17	86 BADOVINI A. BMW 1'42.714 SP1	18	23 PONSSON C. Kawasaki 1'42.774 SP1
7	45 VIZZIELLO G. Kawasaki 1'43.746 SP1	20	75 RIZMAYER G. BMW 1'43.826 SP1	21	10 TOTH I. BMW 1'46.622 FP
8	48 PHILLIS A. Kawasaki 1'46.717 FP				

Jury President

..... Race Director





Jerez, 18-19-20 September 2015
Superbike - Results Superpole 2

Jerez 4.423 m
 1 / 2

No.	Rider	Nat	Team	Bike	Time	Gap	Rel.	Laps	Speed	
									Avg	Max
1	66 T. SYKES	GBR	Kawasaki Racing Team	Kawasaki ZX-10R	1'40.292			7	158,764	273,4
2	65 J. REA	GBR	Kawasaki Racing Team	Kawasaki ZX-10R	1'40.500	0.208	0.208	6	158,436	273,4
3	59 N. CANEPA	ITA	Althea Racing	Ducati Panigale R	1'40.508	0.216	0.008	6	158,423	270,0
4	60 M. VD MARK	NED	PATA Honda World Superbike Team	Honda CBR1000RR SP	1'40.956	0.664	0.448	8	157,720	269,3
5	81 J. TORRES	ESP	Aprilia Racing Team - Red Devils	Aprilia RSV4 RF	1'40.974	0.682	0.018	7	157,692	271,4
6	7 C. DAVIES	GBR	Aruba.it Racing-Ducati SBK Team	Ducati Panigale R	1'41.155	0.863	0.181	8	157,410	268,0
7	55 M. PIRRO	ITA	Aruba.it Racing-Ducati SBK Team	Ducati Panigale R	1'41.185	0.893	0.030	8	157,363	269,3
8	15 M. BAIOTTO	ITA	Althea Racing	Ducati Panigale R	1'41.415	1.123	0.230	7	157,006	266,0
9	22 A. LOWES	GBR	VOLTCOM Crescent Suzuki	Suzuki GSX-R1000	1'41.427	1.135	0.012	7	156,988	271,4
10	1 S. GUINTOLI	FRA	PATA Honda World Superbike Team	Honda CBR1000RR SP	1'41.467	1.175	0.040	6	156,926	268,0
11	91 L. HASLAM	GBR	Aprilia Racing Team - Red Devils	Aprilia RSV4 RF	1'41.512	1.220	0.045	7	156,856	270,7
12	44 D. SALOM	ESP	Team Pedercini	Kawasaki ZX-10R				0		

AIR	Humidity:	44%	Temp:	31°C
TRACK	Condition:	Dry	Temp:	45°C

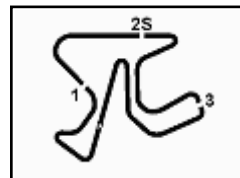
Lap Record:	2013 T.Sykes	1'41.691	156,580	Km/h
Best Lap:	2014 L.Baz	1'40.298	158,750	Km/h

19/09/2015 Start End
 15:25 15:42

The results are provisional until the end of the time limit for protests and appeals and the completion of the technical checks.

FCR PERGGIA TIMING




Jerez, 18-19-20 September 2015
Superbike - Results Superpole 2
Session Highlights

 15.25.05 Start
 15.42.18 End Of Session

Fastest Laps Sequence

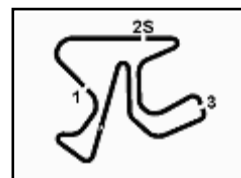
No.	Rider	Nat	Team	Bike	Local Time	Time	Gap	Avg
65	J. REA	GBR	Kawasaki Racing Team	Kawasaki ZX-10R	15:26'49.113	1'47.099		148,674
60	M. VD MARK	NED	PATA Honda World Superbike Team	Honda CBR1000RR SP	15:26'49.434	1'47.048	-0.051	148,744
65	J. REA	GBR	Kawasaki Racing Team	Kawasaki ZX-10R	15:28'30.601	1'41.488	-5.560	156,893
60	M. VD MARK	NED	PATA Honda World Superbike Team	Honda CBR1000RR SP	15:37'01.791	1'40.956	-0.532	157,720
65	J. REA	GBR	Kawasaki Racing Team	Kawasaki ZX-10R	15:38'43.792	1'40.500	-0.456	158,436
66	T. SYKES	GBR	Kawasaki Racing Team	Kawasaki ZX-10R	15:39'07.101	1'40.292	-0.208	158,764

 19/09/2015 Start
 15:25 End

15:42

The results are provisional until the end of the time limit for protests and appeals and the completion of the technical checks.

FCR PERDIA TIMING

Jerez, 18-19-20 September 2015
Superbike - Best Sector & Speed Superpole 2

Jerez 4.423 m

Best Lap

1	66 T. SYKES	Kawasaki ZX-10R	1'40.292
2	65 J. REA	Kawasaki ZX-10R	1'40.500
3	59 N. CANEPA	Ducati Panigale R	1'40.508
4	60 M. VD MARK	Honda CBR1000RR SP	1'40.956
5	81 J. TORRES	Aprilia RSV4 RF	1'40.974
6	7 C. DAVIES	Ducati Panigale R	1'41.155
7	55 M. PIRRO	Ducati Panigale R	1'41.185
8	15 M. BAIOTTO	Ducati Panigale R	1'41.415
9	22 A. LOWES	Suzuki GSX-R1000	1'41.427
10	1 S. GUINTOLI	Honda CBR1000RR SP	1'41.467
11	91 L. HASLAM	Aprilia RSV4 RF	1'41.512
12	44 D. SALOM	Kawasaki ZX-10R	

Top Speeds

1	66 T. SYKES	Kawasaki ZX-10R	273.4
2	65 J. REA	Kawasaki ZX-10R	273.4
3	22 A. LOWES	Suzuki GSX-R1000	271.4
4	81 J. TORRES	Aprilia RSV4 RF	271.4
5	91 L. HASLAM	Aprilia RSV4 RF	270.7
6	59 N. CANEPA	Ducati Panigale R	270.0
7	55 M. PIRRO	Ducati Panigale R	269.3
8	60 M. VD MARK	Honda CBR1000RR SP	269.3
9	1 S. GUINTOLI	Honda CBR1000RR SP	268.0
10	7 C. DAVIES	Ducati Panigale R	268.0
11	15 M. BAIOTTO	Ducati Panigale R	266.0

Seg. 1

1	59 N. CANEPA	25.054
2	66 T. SYKES	25.084
3	65 J. REA	25.089
4	60 M. VD MARK	25.151
5	81 J. TORRES	25.193
6	7 C. DAVIES	25.203
7	91 L. HASLAM	25.234
8	55 M. PIRRO	25.253
9	1 S. GUINTOLI	25.298
10	15 M. BAIOTTO	25.318
11	22 A. LOWES	25.391

Seg. 2

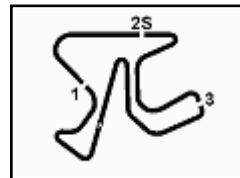
1	65 J. REA	14.618
2	66 T. SYKES	14.670
3	55 M. PIRRO	14.708
4	81 J. TORRES	14.762
5	59 N. CANEPA	14.801
6	22 A. LOWES	14.811
7	60 M. VD MARK	14.823
8	1 S. GUINTOLI	14.866
9	15 M. BAIOTTO	14.905
10	7 C. DAVIES	14.929
11	91 L. HASLAM	14.930

Seg. 3

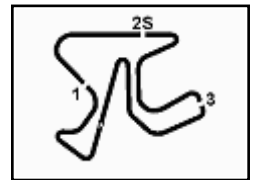
1	66 T. SYKES	29.749
2	59 N. CANEPA	29.884
3	65 J. REA	29.933
4	81 J. TORRES	29.987
5	60 M. VD MARK	30.010
6	7 C. DAVIES	30.065
7	22 A. LOWES	30.068
8	91 L. HASLAM	30.130
9	55 M. PIRRO	30.148
10	1 S. GUINTOLI	30.229
11	15 M. BAIOTTO	30.249

Seg. 4

1	59 N. CANEPA	30.769
2	66 T. SYKES	30.789
3	65 J. REA	30.803
4	15 M. BAIOTTO	30.923
5	7 C. DAVIES	30.958
6	60 M. VD MARK	30.970
7	91 L. HASLAM	30.994
8	81 J. TORRES	31.012
9	55 M. PIRRO	31.032
10	1 S. GUINTOLI	31.074
11	22 A. LOWES	31.103


Jerez, 18-19-20 September 2015
Superbike - Ideal Times Superpole 2

No. Rider	Nat	Bike	Seg. 1	Seg. 2	Seg. 3	Seg. 4	Ideal Time	Lap Time	Pos.	Diff.
1	66 T. SYKES	GBR Kawasaki ZX-10R	25.084	14.670	29.749	30.789	1'40.292	1'40.292	2	0.000
2	65 J. REA	GBR Kawasaki ZX-10R	25.089	14.618	29.933	30.803	1'40.443	1'40.500	3	0.057
3	59 N. CANEPA	ITA Ducati Panigale R	25.054	14.801	29.884	30.769	1'40.508	1'40.508	4	0.000
4	81 J. TORRES	ESP Aprilia RSV4 RF	25.193	14.762	29.987	31.012	1'40.954	1'40.974	6	0.020
5	60 M. VD MARK	NED Honda CBR1000RR SP	25.151	14.823	30.010	30.970	1'40.954	1'40.956	5	0.002
6	55 M. PIRRO	ITA Ducati Panigale R	25.253	14.708	30.148	31.032	1'41.141	1'41.185	8	0.044
7	7 C. DAVIES	GBR Ducati Panigale R	25.203	14.929	30.065	30.958	1'41.155	1'41.155	7	0.000
8	91 L. HASLAM	GBR Aprilia RSV4 RF	25.234	14.930	30.130	30.994	1'41.288	1'41.512	12	0.224
9	22 A. LOWES	GBR Suzuki GSX-R1000	25.391	14.811	30.068	31.103	1'41.373	1'41.427	10	0.054
10	15 M. BAIOTTO	ITA Ducati Panigale R	25.318	14.905	30.249	30.923	1'41.395	1'41.415	9	0.020
11	1 S. GUINTOLI	FRA Honda CBR1000RR SP	25.298	14.866	30.229	31.074	1'41.467	1'41.467	11	0.000
Overall Ideal Time			25.054	14.618	29.749	30.769	1'40.190			



Jerez, 18-19-20 September 2015
Superbike - Chronological Analysis Superpole 2

Jerez 4.423 m

1 / 1

1° 60 M. VD MARK (1'40.956)

Lap	Seq. 1	Seq. 2	Seq. 3	Seq. 4	Lap Time	km/h	Local Time
							15:25'02.386
1	29.865	15.029	30.798	31.356	1'47.048 P	269.3	15:26'49.434
2	25.358	14.857	30.360	30.970	1'41.545	268.7	15:28'30.979
3	25.406	14.952	30.478	31.173	1'42.009	265.4	15:30'12.988
4	26.434	15.328	30.852	2'05.148	3'17.762 P	264.7	15:33'30.750
5	30.755	15.568	31.995	31.767	1'50.085 P	259.6	15:35'20.835
6	25.151	14.823	30.010	30.972	1'40.956	266.7	15:37'01.791
7	25.220	14.827	30.043	31.003	1'41.093	268.0	15:38'42.884
8	27.068	15.059	30.416	31.605	1'44.148	268.7	15:40'27.032

2° 7 C. DAVIES (1'41.155)

Lap	Seq. 1	Seq. 2	Seq. 3	Seq. 4	Lap Time	km/h	Local Time
							15:25'34.090
1	31.701	16.123	32.187	34.926	1'54.937 P	256.5	15:27'29.027
2	25.481	15.138	30.247	31.316	1'42.182	265.4	15:29'11.209
3	25.347	15.096	30.280	31.272	1'41.995	266.0	15:30'53.204
4	26.462	15.718	31.598	2'08.214	3'21.992 P	262.8	15:34'15.196
5	30.688	15.798	31.851	32.960	1'51.297 P	264.1	15:36'06.493
6	25.203	14.929	30.065	30.958	1'41.155	267.3	15:37'47.648
7	25.229	14.986	30.119	31.186	1'41.520	268.0	15:39'29.168
8	29.095	16.056	35.631	34.440	1'55.222	236.3	15:41'24.390

3° 55 M. PIRRO (1'41.185)

Lap	Seq. 1	Seq. 2	Seq. 3	Seq. 4	Lap Time	km/h	Local Time
							15:25'36.135
1	31.472	16.163	32.147	35.520	1'55.302 P	257.8	15:27'31.437
2	25.412	14.888	30.403	31.443	1'42.146	266.0	15:29'13.583
3	25.350	14.898	30.396	31.573	1'42.217	268.7	15:30'55.800
4	27.352	15.706	31.555	2'30.188	3'44.801 P	247.1	15:34'40.601
5	33.915	15.596	32.775	31.724	1'54.010 P	239.5	15:36'34.611
6	25.297	14.708	30.148	31.032	1'41.185	269.3	15:38'15.796
7	25.253	14.827	30.205	31.335	1'41.620	269.3	15:39'57.416
8	29.269	16.451	32.787	32.772	1'51.279	250.0	15:41'48.695

4° 81 J. TORRES (1'40.974)

Lap	Seq. 1	Seq. 2	Seq. 3	Seq. 4	Lap Time	km/h	Local Time
							15:25'18.620
1	32.368	15.801	30.944	31.641	1'50.754 P	264.7	15:27'09.374
2	25.200	14.844	30.129	31.344	1'41.517	269.3	15:28'50.891
3	25.220	14.939	30.183	31.258	1'41.600	268.7	15:30'32.491
4	26.194	15.234	30.696	3'36.077	4'48.201 P	269.3	15:35'20.692
5	32.786	16.188	32.251	32.454	1'53.679 P	257.8	15:37'14.371
6	25.213	14.762	29.987	31.012	1'40.974	271.4	15:38'55.345
7	25.193	14.949	30.180	31.193	1'41.515	270.7	15:40'36.860

5° 91 L. HASLAM (1'41.512)

Lap	Seq. 1	Seq. 2	Seq. 3	Seq. 4	Lap Time	km/h	Local Time
							15:25'02.861
1	30.354	15.110	30.930	31.959	1'48.353 P	270.0	15:26'51.214
2	25.497	14.930	30.444	31.318	1'42.189	270.0	15:28'33.403
3	25.490	14.937	30.290	31.258	1'41.975	270.7	15:30'15.378
4	26.992	15.614	31.731	3'57.669	5'12.006 P	264.7	15:35'27.384
5	31.472	15.832	31.550	32.759	1'51.613 P	261.5	15:37'18.997
6	25.471	14.972	30.130	30.994	1'41.567	267.3	15:39'00.564
7	25.234	14.934	30.200	31.144	1'41.512	269.3	15:40'42.076

6° 15 M. BAIOTTO (1'41.415)

Lap	Seq. 1	Seq. 2	Seq. 3	Seq. 4	Lap Time	km/h	Local Time
							15:25'44.164
1	34.554	16.580	32.824	38.690	2'02.648 P	244.9	15:27'46.812
2	25.616	15.079	30.575	31.345	1'42.615	262.1	15:29'29.427
3	25.465	14.925	30.553	31.294	1'42.237	264.7	15:31'11.664
4	26.847	15.983	33.163	2'55.076	4'11.069 P	238.9	15:35'22.733
5	34.890	17.425	33.544	32.513	1'58.372 P	203.8	15:37'21.105
6	25.318	14.905	30.269	30.923	1'41.415	265.4	15:39'02.520
7	25.331	14.966	30.249	31.078	1'41.624	266.0	15:40'44.144

7° 66 T. SYKES (1'40.292)

Lap	Seq. 1	Seq. 2	Seq. 3	Seq. 4	Lap Time	km/h	Local Time
							15:25'47.618
1	37.693	15.622	31.369	32.214	1'56.898 P	264.7	15:27'44.516
2	25.335	15.002	30.303	31.393	1'42.033	266.7	15:29'26.549
3	25.437	14.899	30.273	31.512	1'42.121	270.0	15:31'08.670
4	26.380	15.181	30.935	3'13.084	4'25.580 P	266.7	15:35'34.250
5	33.231	17.609	30.465	31.254	1'52.559 P	237.9	15:37'26.809

6	25.084	14.670	29.749	30.789	1'40.292	273.4	15:39'07.101
7	25.372	15.026	30.730	32.040	1'43.168	268.0	15:40'50.269

8° 22 A. LOWES (1'41.427)

Lap	Seq. 1	Seq. 2	Seq. 3	Seq. 4	Lap Time	km/h	Local Time
							15:25'29.213
1	42.730	15.623	33.256	33.356	2'04.965 P	261.5	15:27'34.178
2	25.735	14.942	30.303	31.373	1'42.353	268.7	15:29'16.531
3	25.661	14.996	30.204	31.286	1'42.147	266.7	15:30'58.678
4	27.931	15.996	32.289	3'29.719	4'45.935 P	249.4	15:35'44.613
5	32.369	15.566	33.536	32.510	1'53.981 P	259.0	15:37'38.594
6	25.508	14.811	30.075	31.103	1'41.497	271.4	15:39'20.091
7	25.391	14.828	30.068	31.140	1'41.427	271.4	15:41'01.518

9° 65 J. REA (1'40.500)

Lap	Seq. 1	Seq. 2	Seq. 3	Seq. 4	Lap Time	km/h	Local Time
							15:25'02.014
1	30.118	15.016	30.639	31.326	1'47.099 P	268.0	15:26'49.113
2	25.288	14.923	30.205	31.072	1'41.488	268.0	15:28'30.601
3	25.401	14.921	30.261	31.195	1'41.778	270.0	15:30'12.379
4	26.752	15.137	31.116	3'47.179	5'00.184 P	270.0	15:35'12.563
5	31.094	16.697	31.482	31.456	1'50.729 P	221.3	15:37'03.292
6	25.146	14.618	29.933	30.803	1'40.500	273.4	15:38'43.792

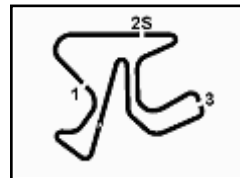
10° 59 N. CANEPA (1'40.508)

Lap	Seq. 1	Seq. 2	Seq. 3	Seq. 4	Lap Time	km/h	Local Time
							15:25'03.222
1	30.147	15.123	31.221	31.768	1'48.259 P	264.1	15:26'51.481
2	25.377	14.883	30.525	31.371	1'42.156	270.0	15:28'33.637
3	25.424	14.913	30.434	31.371	1'42.142	270.0	15:30'15.779
4	26.672	15.670	31.766	3'36.324	4'50.432 P	253.5	15:35'06.211
5	34.121	17.310	34.518	31.477	1'57.426 P	183.4	15:37'03.637
6	25.054	14.801	29.884	30.769	1'40.508	268.0	15:38'44.145

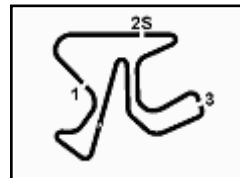
11° 1 S. GUINTOLI (1'41.467)

Lap	Seq. 1	Seq. 2	Seq. 3	Seq. 4	Lap Time	km/h	Local Time
							15:25'09.719
1	34.467	15.664	32.350	32.620	1'55.101 P	264.1	15:27'04.820
2	25.507	15.079	30.482	31.470	1'42.538	266.0	15:28'47.358
3	27.842	16.594	30.685	4'34.857	5'49.978 P	266.0	15:34'37.336
4	32.750	16.340	32.507	32.126	1'53.723 P	254.7	15:36'31.059
5	25.298	14.866	30.229	31.074	1'41.467	266.7	15:38'12.526
6	25.312	14.962	30.559	31.211	1'42.044	268.0	15:39'54.570

P = Pits In/Out - C = Lap-Time Cancelled


Jerez, 18-19-20 September 2015
Superbike - TISSOT- Superpole Award Superpole 2

Points	Points From First	Points From Previous	February 22	March 22	April 12	April 19	May 10	May 24	June 7	June 21	July 19	August 2	September 20	October 4	October 18			
			PHILLIP ISLAND	BURIRAM	ARAGON	ASSEN	IMOLA	DONINGTON PARK	PORTIMÃO	MISANO	LAGUNA SECA	SEPANG	JEREZ	MAGNY COURS	LOSAIL			
1 SYKES Tom (GBR)	215		8	13	16	25	20	25	20	25	13	25	25					
2 REA Jonathan (GBR)	180	35	25	25	13	20	16	20	8	13	11	9	20					
3 HASLAM Leon (GBR)	155	60	25	16	20	25	16	11	13	11	20	10	8	5				
4 DAVIES Chaz (GBR)	152	63	3	20	10	20	13	13	10	16	5	25	10	10				
5 TORRES Jordi (ESP)	114	101	38	9	11	9	8	10	3	7	10	16	20	11				
6 LOWES Alex (GBR)	109	106	5	11	16	8	10	5	11	13	9	8	11	7				
7 GIUGLIANO Davide (ITA)	102	113	7				25	16	25	16	20							
8 GUINTOLI Sylvain (FRA)	76	139	26	7	7	2	7	1	7	9	7	7	16	6				
9 VD MARK Michael (NED)	69	146	7	13	8	5	11	7	4	3	1	1	3	13				
10 BAIOTTO Matteo (ITA)	57	158	12	6	4	3	3	2	8	10	4	3	6	8				
11 BADOVINI Ayrton (ITA)	47	168	10			10	2	8	5	6	8	4	4					
12 MERCADO Leandro (ARG)	44	171	3	4	6	6	6	9	1	5	3	2		2				
13 SALOM David (ESP)	39	176	5	5	5	4		6	6	4		5		4				
14 CANEPA Niccolò (ITA)	34	181	5								2	9	7	16				
15 CAMIER Leon (GBR)	34	181	0	1	1	1	5	4	9	2		6	2	3				
16 TEROL Nicolas (ESP)	25	190	9	10	2	7	4		2									
17 BIAGGI Max (ITA)	24	191	1								11		13					
18 FORES Xavi (ESP)	20	195	4			11	9											
19 PIRRO Michele (ITA)	15	200	5								6			9				
20 BAYLISS Troy (AUS)	11	204	4	2	9													
21 DE PUNIET Randy (FRA)	9	206	2	3								5	1					
22 FABRIZIO Michel (ITA)	3	212	6					3										
23 BARRIER Sylvain (FRA)	3	212	0		3													
24 RAMOS Román (ESP)	3	212	0				1		1			1						


Jerez, 18-19-20 September 2015
Superbike - Superpole Ranking

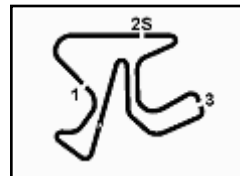
	2012	2013	2014	2015
01 Phillip Island	Sykes (Gbr) Kaw 1'31.323 (175,2 Km/h)	Checa (Esp) Duc 1'30.234 (177,3 Km/h)	Guintoli (Fra) Apr 1'30.038 (177,7 Km/h)	Rea (Gbr) Kaw 1'31.212 (175,4 Km/h)
02 Buriram				Rea (Gbr) Kaw 1'33.382 (175,6 Km/h)
03 Aragon	Sykes (Gbr) Kaw 1'56.552 (165,1 Km/h)	Sykes (Gbr) Kaw 1'56.339 (165,4 Km/h)	Sykes (Gbr) Kaw 1'56.479 (165,2 Km/h)	Haslam (Gbr) Apr 1'49.664 (175,4 Km/h)
04 Assen	Sykes (Gbr) Kaw 1'35.399 (171,4 Km/h)	Sykes (Gbr) Kaw 1'35.043 (172,0 Km/h)	Baz (Fra) Kaw 1'34.357 (173,3 Km/h)	Sykes (Gbr) Kaw 1'34.789 (172,5 Km/h)
05 Imola	Sykes (Gbr) Kaw 1'46.748 (166,5 Km/h)	Sykes (Gbr) Kaw 1'45.981 (167,7 Km/h)	Rea (Gbr) Hon 1'46.289 (167,2 Km/h)	Giugliano (Ita) Duc 1'46.382 (167,0 Km/h)
06 Donington	Sykes (Gbr) Kaw 1'27.716 (165,1 Km/h)	Sykes (Gbr) Kaw 1'27.378 (165,7 Km/h)	Giugliano (Ita) Duc 1'44.903 (138,1 Km/h)	Sykes (Gbr) Kaw 1'27.071 (166,3 Km/h)
07 Portimao	Sykes (Gbr) Kaw 1'41.415 (163,0 Km/h)	Sykes (Gbr) Kaw 1'41.360 (163,1 Km/h)	Sykes (Gbr) Kaw 1'42.484 (161,3 Km/h)	Giugliano (Ita) Duc 1'41.764 (162,4 Km/h)
08 Misano Adriatico	Sykes (Gbr) Kaw 1'35.375 (159,5 Km/h)		Sykes (Gbr) Kaw 1'34.883 (160,3 Km/h)	Sykes (Gbr) Kaw 1'34.214 (161,5 Km/h)
09 Laguna Seca		Guintoli (Fra) Apr 1'22.683 (157,2 Km/h)	Sykes (Gbr) Kaw 1'21.811 (158,9 Km/h)	Davies (Gbr) Duc 1'22.101 (158,3 Km/h)
10 Sepang			Guintoli (Fra) Apr 2'03.002 (162,2 Km/h)	Sykes (Gbr) Kaw 2'03.240 (161,9 Km/h)
11 Jerez		Lavery (Irl) Apr 1'40.620 (158,2 Km/h)	Baz (Fra) Kaw 1'40.298 (158,8 Km/h)	Sykes (Gbr) Kaw 1'40.292 (158,8 Km/h)
12 Magny-Cours	Sykes (Gbr) Kaw 1'36.950 (163,8 Km/h)	Sykes (Gbr) Kaw 1'38.592 (161,1 Km/h)	Sykes (Gbr) Kaw 1'36.366 (164,8 Km/h)	
13 Losail			Giugliano (Ita) Duc 1'57.033 (165,5 Km/h)	

2015

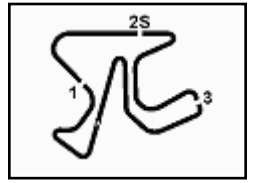
5	T. Sykes
2	J. Rea
2	D. Giugliano
1	C. Davies
1	L. Haslam

ALL TIMES

43	T. Corser	6	J. Kocinski	2	A. Yanagawa
29	T. Sykes	6	C. Crutchlow	2	M. Lucchinelli
26	T. Bayliss	6	J. Rea	2	B. Bostrom
21	C. Fogarty	5	D. Giugliano	2	B. Monti
17	D. Polen	5	M. Biaggi	2	M. Campbell
16	N. Hodgson	4	F. Merkel	2	Y. Nagai
15	C. Edwards	4	J. Toseland	2	L. Haslam
11	B. Spies	4	S. Guintoli	2	M. Neukirchner
10	P. Chili	3	S. Mertens	2	L. Baz
10	C. Checa	3	R. Phillis	2	E. Lavery
9	R. Roche	3	S. Martin	1	M. Doohan
8	G. Falappa	3	C. Vermeulen	1	D. Chandler
8	S. Russell	3	Y. Kagayama	1	P. Goddard
8	A. Slight	3	J. Smrz	1	M. Dowson
7	N. Haga	2	A. Gobert	1	A. Vieira
7	R. Laconi	2	D. Tardozzi	1	T. Kipp


Jerez, 18-19-20 September 2015
Superbike - Best Laps & Speeds

No.	Rider		Best Lap		FP1		FP2		FP3		FP4		SP1		SP2	
	Nat	Bike	laps	speed	laps	speed	laps	speed	laps	speed	laps	speed	laps	speed	laps	speed
1	66	SYKES Tom	70	274	19	272	10	274	21	273	13	270	7	273	1'40.292	
		GBR Kawasaki ZX-10R														
2	65	REA Jonathan	76	276	16	276	18	273	21	272	15	271	6	273	1'40.500	
		GBR Kawasaki ZX-10R														
3	59	CANEPA Niccolò	62	272	18	272	17	267	18	270	3	263	6	270	1'40.508	
		ITA Ducati Panigale R														
4	60	VD MARK Michael	85	272	16	271	18	271	22	272	13	270	8	269	8	269
		NED Honda CBR1000RR SP														
5	81	TORRES Jordi	75	276	16	271	17	270	20	276	15	271	7	271	1'40.974	
		ESP Aprilia RSV4 RF														
6	7	DAVIES Chaz	79	272	17	272	18	267	20	270	16	271	8	268	1'41.155	
		GBR Ducati Panigale R														
7	55	PIRRO Michele	64	271	14	271	15	267	15	270	12	268	8	269	1'41.185	
		ITA Ducati Panigale R														
8	15	BAIOCCO Matteo	72	269	19	269	17	264	18	266	11	263	7	266	1'41.415	
		ITA Ducati Panigale R														
9	22	LOWES Alex	72	271	13	271	17	271	18	271	17	270	7	271	1'41.427	
		GBR Suzuki GSX-R1000														
10	1	GUINTOLI Sylvain	63	272	16	271	14	265	16	272	11	268	6	268	1'41.467	
		FRA Honda CBR1000RR SP														
11	91	HASLAM Leon	74	275	18	271	18	272	18	275	13	270	7	271	1'41.512	
		GBR Aprilia RSV4 RF														
12	44	SALOM David	62	267	16	267	14	265	15	267	11	264	6	267	1'41.632	
		ESP Kawasaki ZX-10R														
13	2	CAMIER Leon	64	269	15	268	12	264	19	269	13	265	5	269	1'41.745	
		GBR MV Agusta F4 RR														
14	36	MERCADO Leandro	74	273	17	271	17	269	18	273	15	266	7	269	1'41.908	
		ARG Ducati Panigale R														
15	14	DE PUNIET Randy	72	271	16	270	18	269	19	271	12	268	7	267	1'42.486	
		FRA Suzuki GSX-R1000														
16	40	RAMOS Román	69	267	18	265	13	265	19	267	12	263	7	263	1'42.584	
		ESP Kawasaki ZX-10R														
17	86	BADOVINI Ayrton	64	272	14	272	15	271	18	271	10	267	7	270	1'42.714	
		ITA BMW S1000 RR														
18	23	PONSSON Christophe	76	266	20	263	16	260	19	266	14	263	7	266	1'42.774	
		FRA Kawasaki ZX-10R														
19	45	VIZZIELLO Gianluca	67	260	14	255	17	257	16	258	13	257	7	260	1'43.746	
		ITA Kawasaki ZX-10R														
20	75	RIZMAYER Gábor	69	263	16	263	17	260	15	260	14	262	7	263	1'43.826	
		HUN BMW S1000 RR														
21	10	TOTH Imre	62	267	17	267	14	266	17	264	14	266	1'46.622			
		HUN BMW S1000 RR														



Jerez 4.423 m

Jerez, 18-19-20 September 2015
Superbike - Best Laps & Speeds

No.	Rider		Best Lap		FP1		FP2		FP3		FP4		SP1		SP2	
	Nat	Bike	laps	speed	laps	speed	laps	speed	laps	speed	laps	speed	laps	speed	laps	speed
22	48	PHILLIS Alex	1'46.717		1'47.246		1'46.717		1'46.852		1'47.974					
	AUS	Kawasaki ZX-10R	62	265	17	265	18	264	18	260	9	258				

