

Magny-Cours 4.411 m

1 / 2

Magny-Cours, 2-3-4 October 2015
Superbike - Results Race 1

Laps 19 = 83,809 Km - Time Of Race 36'29.856 - Avg. 137,777 km/h

Pos	Race	Grid	No.	Rider	Nat	Team	Bike	LL	Gap	Fastest Lap	Speed	Qualifying		Ranking		
												Time	Speed	R1	R2	Tot
1	2	65	J.	REA	GBR	Kawasaki Racing Team	Kawasaki ZX-10R	19		1'53.247	260,9	1'56.408	255,3	25	503	1
2	9	66	T.	SYKES	GBR	Kawasaki Racing Team	Kawasaki ZX-10R	19	4.711	1'53.641	257,8	2'01.144	243,2	20	351	3
3	5	1	S.	GUINTOLI	FRA	PATA Honda World Superbike Team	Honda CBR1000RR SP	19	14.683	1'53.881	254,7	1'57.839	250,0	16	191	6
4	15	60	M.	VD MARK	NED	PATA Honda World Superbike Team	Honda CBR1000RR SP	19	22.772	1'54.747	252,9	2'00.528	255,9	13	157	7
5	7	2	L.	CAMIER	GBR	MV Agusta Reparto Corse	MV Agusta F4 RR	19	30.136	1'55.551	262,8	1'59.768	262,1	11	88	13
6	4	7	C.	DAVIES	GBR	Aruba.it Racing-Ducati SBK Team	Ducati Panigale R	19	31.528	1'54.850	247,1	1'57.049	242,2	10	363	2
7	13	15	M.	BAIOCCO	ITA	Althea Racing	Ducati Panigale R	19	32.129	1'55.458	260,2	1'59.117	239,5	9	134	8
8	11	22	A.	LOWES	GBR	VOLTCOM Crescent Suzuki	Suzuki GSX-R1000	19	39.034	1'55.057	264,1	2'02.227	238,9	8	129	9
9	14	36	L.	MERCADO	ARG	BARNI Racing Team	Ducati Panigale R	19	1'01.396	1'57.091	252,9	1'59.446	251,2	7	121	10
10	3	59	N.	CANEPA	ITA	Althea Racing	Ducati Panigale R	19	1'07.845	1'57.454	248,8	1'56.912	256,5	6	38	19
11	17	45	G.	VIZZIELLO	ITA	Grillini SBK Team	Kawasaki ZX-10R	19	1'09.622	1'56.575	246,0	2'03.982	229,3	5	8	27
12	12	81	J.	TORRES	ESP	Aprilia Racing Team - Red Devils	Aprilia RSV4 RF	19	1'16.782	1'57.484	249,4	2'02.379	237,4	4	214	5
13	6	99	L.	SCASSA	ITA	Aruba.it Racing-Ducati SBK Team	Ducati Panigale R	19	1'19.531	1'58.095	257,8	1'57.991	255,9	3	3	29
14	8	86	A.	BADOVINI	ITA	BMW Motorrad Italia SBK Team	BMW S1000 RR	19	1'26.459	1'58.581	246,0	2'00.676	225,5	2	92	12
15	18	40	R.	RAMOS	ESP	Team Go Eleven	Kawasaki ZX-10R	19	1'30.260	1'56.570	265,4	2'04.796	227,4	1	71	14
16	1	91	L.	HASLAM	GBR	Aprilia Racing Team - Red Devils	Aprilia RSV4 RF	18	1 Lap	1'56.635	262,1	1'56.404	252,9		286	4
17	22	75	G.	RIZMAYER	HUN	BMW Team Toth	BMW S1000 RR	18	1 Lap	2'02.666	237,4	1'41.961			3	31
18	21	23	C.	PONSSON	FRA	Team Pedercini	Kawasaki ZX-10R	18	1 Lap	2'01.177	243,2	1'41.249			11	25
19	23	48	A.	PHILLIS	AUS	Grillini SBK Team	Kawasaki ZX-10R	18	1 Lap	2'02.560	241,1	1'42.823				
20	24	10	I.	TOTH	HUN	BMW Team Toth	BMW S1000 RR	18	1 Lap	2'05.064	224,5	1'43.953			5	28
21	10	11	M.	REITERBERGER	GER	VanZon Remeha BMW	BMW S1000 RR	17	2 Laps	2'01.446	256,5	2'01.800	248,3		3	30
-----Not Classified-----																
RET	16	19	P.	SZKOPEK	POL	Szkopek POLand Position	Yamaha YZF R1	14	5 Laps	1'57.723	244,9	2'02.809	247,1			
RET	19	14	R.	DE PUNIET	FRA	VOLTCOM Crescent Suzuki	Suzuki GSX-R1000	10	9 Laps	2'00.414	240,5	2'06.621	198,9		39	17
RET	20	44	D.	SALOM	ESP	Team Pedercini	Kawasaki ZX-10R	5	14 Laps	2'10.064	217,3	0.000			66	15

AIR	Humidity:	85%	Temp:	11°C
TRACK	Condition:	Wet	Temp:	15°C

Fastest Lap	16° Jonathan Rea	1'53.247	140,221	Km/h
Lap Record:	2013 T.Sykes	1'37.932	162,150	Km/h
Best Lap:	2014 T.Sykes	1'36.366	164,780	Km/h

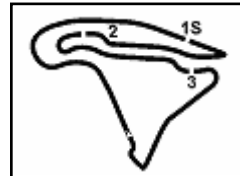
No.	Rider	From	To	Laps	Total
65	J. REA	1	2	2	
66	T. SYKES	3	16	14	14
65	J. REA	17	19	3	5

No.	Rider	Laps
65	J. REA	164
66	T. SYKES	162
7	C. DAVIES	99
34	D. GIUGLIANO	16
91	L. HASLAM	10
60	M. VD MARK	5

04/10/2015 Start 10:46 End 11:24 The results are provisional until the end of the time limit for protests and appeals and the completion of the technical checks.

FCR PERDORIA TUNING




Magny-Cours, 2-3-4 October 2015
Superbike - Results Race 1

RACE HIGHLIGHTS

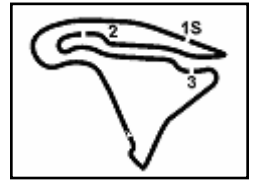
10.35.02		WET RACE
10.42.59		Warm-up Lap Start
10.46.25		Start
10.48.30		No Jump Start
10.54.46	44 Salom	Entered Pits
10.58.23	14 de Puniet	Entered Pits
10.58.56	44 Salom	Entered Pits
10.59.20	44 Salom	Retired
11.02.33	11 Reiterberger	Entered Pits
11.08.18	19 Szkopek	Entered Pits
11.08.56	14 de Puniet	Entered Pits
11.09.42	14 de Puniet	Retired
11.09.45	91 Haslam	Entered Pits
11.11.53		WSS - Pit Lane will open at: 11.35
11.15.29	19 Szkopek	Entered Pits
11.16.21	19 Szkopek	Retired
11.24.55		End Of Session

 04/10/2015 Start End
 10:46 11:24

 The results are provisional until the end of the time limit for protests and appeals
 and the completion of the technical checks.

FCR PEROGIA TIMING

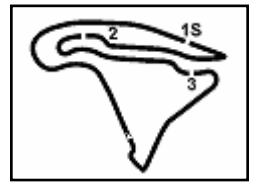




Magny-Cours 4.411 m

Magny-Cours, 2-3-4 October 2015
Superbike - Lap Chart Race 1

		Lap																		
		1	2	3	4	5	6	7	8	9	10	11	12	13	14	15	16	17	18	19
Pos	1	65	65	66	66	66	66	66	66	66	66	66	66	66	66	66	65	65	65	
	2	7	66	65	65	65	65	65	65	65	65	65	65	65	65	65	66	66	66	
	3	91	7	7	7	7	7	7	60	1	1	1	1	1	1	1	1	1	1	
	4	66	91	91	91	91	91	1	1	7	60	60	60	60	60	60	60	60	60	
	5	59	1	1	1	1	1	60	7	60	7	15	15	15	15	15	2	2	2	
	6	1	2	2	2	2	60	2	2	2	15	7	2	2	2	2	15	15	15	
	7	2	59	60	60	60	2	91	15	15	2	2	7	7	7	7	7	7	7	
	8	60	60	59	15	15	15	15	91	91	91	22	22	22	22	22	22	22	22	
	9	86	99	15	59	59	59	59	22	22	22	91	91	36	36	36	36	36	36	
	10	99	15	99	99	22	22	22	59	59	59	36	36	59	59	59	59	59	59	
	11	15	86	86	86	99	36	36	36	36	36	59	59	45	45	45	45	45	45	
	12	22	22	22	22	36	99	99	99	99	99	86	86	99	99	99	99	99	81	
	13	19	36	36	36	86	86	86	86	86	86	45	45	86	81	81	81	81	99	
	14	36	81	81	81	19	19	19	19	81	45	99	99	81	86	86	86	86	86	
	15	81	19	19	19	81	81	81	81	45	81	81	81	40	40	40	40	40	40	
	16	14	14	14	45	45	45	45	45	19	19	40	40	91	91	91	91	91	91	
	17	45	45	45	14	14	40	40	40	40	40	19	75	75	75	75	75	75	75	
	18	11	11	11	11	40	14	11	11	75	75	23	23	23	23	23	23	23	23	
	19	40	40	40	40	11	11	75	75	23	48	48	48	48	48	48	48	48	48	
	20	75	75	75	75	75	23	23	48	23	23	19	19	19	10	10	10	10	10	
	21	23	23	23	48	48	23	48	48	10	10	10	10	10	10	11	11	11		
	22	48	48	48	23	23	48	10	10	11	11	11	11	11	11					
	23	44	44	10	10	10	10	14	14	14	14									
	24	10	10	44	44	44														



Magny-Cours 4.411 m

Magny-Cours, 2-3-4 October 2015
Superbike - Lap Chart Race 1

16	91 L.Haslam (GBR)	1'36.888
17	75 G.Rizmayer (HUN)	1'48.422
18	23 C.Ponsson (FRA)	
19	48 A.Phillis (AUS)	
20	19 P.Szkopek (POL)	
21	10 I.Toth (HUN)	
22	11 M.Reiterberger (GER)	

1	65 J.Rea (GBR)	1.866
2	66 T.Sykes (GBR)	9.944
3	1 S.Guintoli (FRA)	20.901
4	60 M.vd Mark (NED)	26.778
5	2 L.Camier (GBR)	28.460
6	15 M.Baiocco (ITA)	29.284
7	7 C.Davies (GBR)	35.570
8	22 A.Lowes (GBR)	54.368
9	36 L.Mercado (ARG)	100.766
10	59 N.Canepa (ITA)	104.391
11	45 G.Vizziello (ITA)	109.002
12	99 L.Scassa (ITA)	109.473
13	81 J.Torres (ESP)	116.062
14	86 A.Badovini (ITA)	123.638
15	40 R.Ramos (ESP)	
16	91 L.Haslam (GBR)	
17	75 G.Rizmayer (HUN)	
18	23 C.Ponsson (FRA)	
19	48 A.Phillis (AUS)	
20	10 I.Toth (HUN)	
21	11 M.Reiterberger (GER)	

Lap 14		
1	66 T.Sykes (GBR)	
2	65 J.Rea (GBR)	1.193
3	1 S.Guintoli (FRA)	7.723
4	60 M.vd Mark (NED)	16.286
5	15 M.Baiocco (ITA)	18.912
6	2 L.Camier (GBR)	19.582
7	7 C.Davies (GBR)	22.383
8	22 A.Lowes (GBR)	29.121
9	36 L.Mercado (ARG)	42.827
10	59 N.Canepa (ITA)	47.749
11	45 G.Vizziello (ITA)	53.023
12	99 L.Scassa (ITA)	53.906
13	81 J.Torres (ESP)	56.202
14	86 A.Badovini (ITA)	58.537
15	40 R.Ramos (ESP)	1'10.670
16	91 L.Haslam (GBR)	1'45.617
17	75 G.Rizmayer (HUN)	
18	23 C.Ponsson (FRA)	
19	48 A.Phillis (AUS)	
20	19 P.Szkopek (POL)	
21	10 I.Toth (HUN)	
22	11 M.Reiterberger (GER)	

1	65 J.Rea (GBR)	2.833
2	66 T.Sykes (GBR)	12.880
3	1 S.Guintoli (FRA)	22.379
4	60 M.vd Mark (NED)	29.117
5	2 L.Camier (GBR)	30.939
6	15 M.Baiocco (ITA)	31.265
7	7 C.Davies (GBR)	37.685
8	22 A.Lowes (GBR)	57.958
9	36 L.Mercado (ARG)	104.978
10	59 N.Canepa (ITA)	107.465
11	45 G.Vizziello (ITA)	113.885
12	81 J.Torres (ESP)	114.903
13	99 L.Scassa (ITA)	122.465
14	86 A.Badovini (ITA)	128.277
15	40 R.Ramos (ESP)	
16	91 L.Haslam (GBR)	
17	75 G.Rizmayer (HUN)	
18	23 C.Ponsson (FRA)	
19	48 A.Phillis (AUS)	
20	10 I.Toth (HUN)	

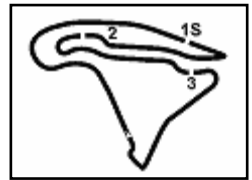
Lap 15		
1	66 T.Sykes (GBR)	
2	65 J.Rea (GBR)	0.772
3	1 S.Guintoli (FRA)	7.928
4	60 M.vd Mark (NED)	17.357
5	15 M.Baiocco (ITA)	21.746
6	2 L.Camier (GBR)	22.061
7	7 C.Davies (GBR)	25.103
8	22 A.Lowes (GBR)	30.502
9	36 L.Mercado (ARG)	46.653
10	59 N.Canepa (ITA)	51.901
11	45 G.Vizziello (ITA)	56.592
12	99 L.Scassa (ITA)	58.670
13	81 J.Torres (ESP)	1'00.799
14	86 A.Badovini (ITA)	1'04.055
15	40 R.Ramos (ESP)	1'14.907
16	91 L.Haslam (GBR)	
17	75 G.Rizmayer (HUN)	
18	23 C.Ponsson (FRA)	
19	48 A.Phillis (AUS)	
20	10 I.Toth (HUN)	
21	11 M.Reiterberger (GER)	

Lap 18		
1	65 J.Rea (GBR)	4.711
2	66 T.Sykes (GBR)	14.683
3	1 S.Guintoli (FRA)	22.772
4	60 M.vd Mark (NED)	30.136
5	2 L.Camier (GBR)	31.528
6	7 C.Davies (GBR)	32.129
7	15 M.Baiocco (ITA)	39.034
8	22 A.Lowes (GBR)	101.396
9	36 L.Mercado (ARG)	107.845
10	59 N.Canepa (ITA)	107.845
11	45 G.Vizziello (ITA)	109.622
12	81 J.Torres (ESP)	116.782
13	99 L.Scassa (ITA)	119.531
14	86 A.Badovini (ITA)	126.459
15	40 R.Ramos (ESP)	130.260

Lap 16		
1	66 T.Sykes (GBR)	
2	65 J.Rea (GBR)	0.378
3	1 S.Guintoli (FRA)	9.160
4	60 M.vd Mark (NED)	18.664
5	2 L.Camier (GBR)	24.036
6	15 M.Baiocco (ITA)	24.665
7	7 C.Davies (GBR)	27.150
8	22 A.Lowes (GBR)	33.134
9	36 L.Mercado (ARG)	50.522
10	59 N.Canepa (ITA)	56.383
11	45 G.Vizziello (ITA)	1'00.505
12	99 L.Scassa (ITA)	1'03.784
13	81 J.Torres (ESP)	1'05.059
14	86 A.Badovini (ITA)	1'10.079
15	40 R.Ramos (ESP)	1'19.356
16	91 L.Haslam (GBR)	
17	75 G.Rizmayer (HUN)	
18	23 C.Ponsson (FRA)	
19	48 A.Phillis (AUS)	
20	10 I.Toth (HUN)	
21	11 M.Reiterberger (GER)	

Lap 19		
1	65 J.Rea (GBR)	4.711
2	66 T.Sykes (GBR)	14.683
3	1 S.Guintoli (FRA)	22.772
4	60 M.vd Mark (NED)	30.136
5	2 L.Camier (GBR)	31.528
6	7 C.Davies (GBR)	32.129
7	15 M.Baiocco (ITA)	39.034
8	22 A.Lowes (GBR)	101.396
9	36 L.Mercado (ARG)	107.845
10	59 N.Canepa (ITA)	107.845
11	45 G.Vizziello (ITA)	109.622
12	81 J.Torres (ESP)	116.782
13	99 L.Scassa (ITA)	119.531
14	86 A.Badovini (ITA)	126.459
15	40 R.Ramos (ESP)	130.260

Lap 17		
--------	--	--


Magny-Cours, 2-3-4 October 2015
Superbike - Best Sector & Speed Race 1

Magny-Cours 4.411 m

Results

1	65 J. REA	Kawasaki ZX-10R	Laps 19
2	66 T. SYKES	Kawasaki ZX-10R	4.711
3	1 S. GUINTOLI	Honda CBR1000RR SP	14.683
4	60 M. VD MARK	Honda CBR1000RR SP	22.772
5	2 L. CAMIER	MV Austa F4 RR	30.136
6	7 C. DAVIES	Ducati Panigale R	31.528
7	15 M. BAIOTTO	Ducati Panigale R	32.129
8	22 A. LOWES	Suzuki GSX-R1000	39.034
9	36 L. MERCADO	Ducati Panigale R	1'01.396
10	59 N. CANEPA	Ducati Panigale R	1'07.845
11	45 G. VIZZIELLO	Kawasaki ZX-10R	1'09.622
12	81 J. TORRES	Aprilia RSV4 RF	1'16.782
13	99 L. SCASSA	Ducati Panigale R	1'19.531
14	86 A. BADOVINI	BMW S1000 RR	1'26.459
15	40 R. RAMOS	Kawasaki ZX-10R	1'30.260
16	91 L. HASLAM	Aprilia RSV4 RF	1 Lap
17	75 G. RIZMAYER	BMW S1000 RR	1 Lap
18	23 C. PONSSON	Kawasaki ZX-10R	1 Lap
19	48 A. PHILLIS	Kawasaki ZX-10R	1 Lap
20	10 I. TOTH	BMW S1000 RR	1 Lap
21	11 M. REITERBERGER	BMW S1000 RR	2 Laps
RET	19 P. SZKOPEK	Yamaha YZF R1	5 Laps
RET	14 R. DE PUNNET	Suzuki GSX-R1000	9 Laps
RET	44 D. SALOM	Kawasaki ZX-10R	14 Laps

Top Speeds

1	40 R. RAMOS	Kawasaki ZX-10R	265.4
2	22 A. LOWES	Suzuki GSX-R1000	264.1
3	2 L. CAMIER	MV Austa F4 RR	262.8
4	91 L. HASLAM	Aprilia RSV4 RF	262.1
5	65 J. REA	Kawasaki ZX-10R	260.9
6	15 M. BAIOTTO	Ducati Panigale R	260.2
7	66 T. SYKES	Kawasaki ZX-10R	257.8
8	99 L. SCASSA	Ducati Panigale R	257.8
9	11 M. REITERBERGER	BMW S1000 RR	256.5
10	1 S. GUINTOLI	Honda CBR1000RR SP	254.7
11	60 M. VD MARK	Honda CBR1000RR SP	252.9
12	36 L. MERCADO	Ducati Panigale R	252.9
13	81 J. TORRES	Aprilia RSV4 RF	249.4
14	59 N. CANEPA	Ducati Panigale R	248.8
15	7 C. DAVIES	Ducati Panigale R	247.1
16	86 A. BADOVINI	BMW S1000 RR	246.0
17	45 G. VIZZIELLO	Kawasaki ZX-10R	246.0
18	19 P. SZKOPEK	Yamaha YZF R1	244.9
19	23 C. PONSSON	Kawasaki ZX-10R	243.2
20	48 A. PHILLIS	Kawasaki ZX-10R	241.1
21	14 R. DE PUNNET	Suzuki GSX-R1000	240.5
22	75 G. RIZMAYER	BMW S1000 RR	237.4
23	10 I. TOTH	BMW S1000 RR	224.5
24	44 D. SALOM	Kawasaki ZX-10R	217.3

Seg. 1

1	65 J. REA	32.876
2	66 T. SYKES	33.091
3	22 A. LOWES	33.155
4	1 S. GUINTOLI	33.157
5	60 M. VD MARK	33.224
6	7 C. DAVIES	33.308
7	2 L. CAMIER	33.422
8	15 M. BAIOTTO	33.460
9	19 P. SZKOPEK	33.863
10	45 G. VIZZIELLO	34.004
11	40 R. RAMOS	34.022
12	81 J. TORRES	34.057
13	36 L. MERCADO	34.139
14	91 L. HASLAM	34.214
15	86 A. BADOVINI	34.281
16	99 L. SCASSA	34.500
17	14 R. DE PUNNET	34.561
18	59 N. CANEPA	34.739
19	11 M. REITERBERGE	34.895
20	23 C. PONSSON	35.081
21	75 G. RIZMAYER	35.232
22	48 A. PHILLIS	35.591
23	10 I. TOTH	36.498
24	44 D. SALOM	37.289

Seg. 2

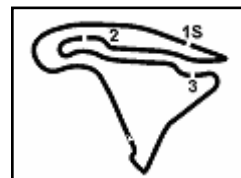
1	66 T. SYKES	24.978
2	65 J. REA	25.166
3	15 M. BAIOTTO	25.369
4	7 C. DAVIES	25.459
5	1 S. GUINTOLI	25.510
6	2 L. CAMIER	25.566
7	22 A. LOWES	25.598
8	45 G. VIZZIELLO	25.677
9	60 M. VD MARK	25.716
10	40 R. RAMOS	25.865
11	59 N. CANEPA	25.882
12	81 J. TORRES	26.003
13	99 L. SCASSA	26.130
14	91 L. HASLAM	26.172
15	36 L. MERCADO	26.278
16	86 A. BADOVINI	26.397
17	19 P. SZKOPEK	26.603
18	14 R. DE PUNNET	26.772
19	48 A. PHILLIS	26.871
20	23 C. PONSSON	26.919
21	75 G. RIZMAYER	27.102
22	11 M. REITERBERGE	27.497
23	10 I. TOTH	27.690
24	44 D. SALOM	28.764

Seg. 3

1	65 J. REA	26.217
2	15 M. BAIOTTO	26.466
3	1 S. GUINTOLI	26.467
4	60 M. VD MARK	26.500
5	66 T. SYKES	26.639
6	7 C. DAVIES	26.763
7	22 A. LOWES	26.853
8	19 P. SZKOPEK	26.890
9	45 G. VIZZIELLO	26.894
10	2 L. CAMIER	26.924
11	91 L. HASLAM	26.992
12	59 N. CANEPA	27.061
13	81 J. TORRES	27.079
14	36 L. MERCADO	27.144
15	99 L. SCASSA	27.381
16	86 A. BADOVINI	27.387
17	40 R. RAMOS	27.432
18	11 M. REITERBERGE	27.920
19	48 A. PHILLIS	28.173
20	14 R. DE PUNNET	28.221
21	23 C. PONSSON	28.275
22	75 G. RIZMAYER	28.477
23	10 I. TOTH	28.957
24	44 D. SALOM	30.144

Seg. 4

1	1 S. GUINTOLI	28.261
2	65 J. REA	28.481
3	66 T. SYKES	28.514
4	7 C. DAVIES	28.793
5	60 M. VD MARK	28.836
6	22 A. LOWES	28.900
7	2 L. CAMIER	28.929
8	91 L. HASLAM	29.150
9	15 M. BAIOTTO	29.209
10	40 R. RAMOS	29.248
11	36 L. MERCADO	29.273
12	59 N. CANEPA	29.414
13	19 P. SZKOPEK	29.522
14	45 G. VIZZIELLO	29.587
15	86 A. BADOVINI	29.634
16	81 J. TORRES	29.708
17	99 L. SCASSA	29.769
18	14 R. DE PUNNET	30.620
19	23 C. PONSSON	30.682
20	11 M. REITERBERGE	30.929
21	48 A. PHILLIS	31.069
22	75 G. RIZMAYER	31.096
23	10 I. TOTH	31.325
24	44 D. SALOM	32.817



Magny-Cours, 2-3-4 October 2015 Superbike - Chronological Analysis Race 1

Magny-Cours 4.411 m

Start at 10:46'01.230

1 / 4

Table for rider 65 J. REA (1'53.247) showing Lap, Seq. 1-4, Lap Time, km/h, and Local Time.

Table for rider 2 L. CAMIER (1'55.551) showing Lap, Seq. 1-4, Lap Time, km/h, and Local Time.

Table for rider 66 T. SYKES (1'53.641) showing Lap, Seq. 1-4, Lap Time, km/h, and Local Time.

Table for rider 7 C. DAVIES (1'54.850) showing Lap, Seq. 1-4, Lap Time, km/h, and Local Time.

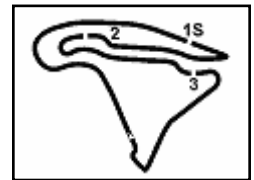
Table for rider 1 S. GUINTOLI (1'53.881) showing Lap, Seq. 1-4, Lap Time, km/h, and Local Time.

Table for rider 15 M. BAIOCOCCO (1'55.458) showing Lap, Seq. 1-4, Lap Time, km/h, and Local Time.

Table for rider 60 M. VD MARK (1'54.747) showing Lap, Seq. 1-4, Lap Time, km/h, and Local Time.

P = Pits In/Out - C = Lap-Time Cancelled





Magny-Cours 4.411 m

Magny-Cours, 2-3-4 October 2015

Superbike - Chronological Analysis Race 1

Start at 10:46'01.230

7	34.749	26.887	28.527	30.110	2'00.273	233.8	11:00'04.165
8	34.761	26.619	27.195	30.597	1'59.172	237.4	11:02'03.337
9	35.464	27.111	27.939	31.875	2'02.389	233.8	11:04'05.726
10	36.248	27.467	28.739	31.269	2'03.723	228.3	11:06'09.449
11	37.158	27.854	28.762	35.130	2'08.904 P	216.4	11:08'18.353
12	1'25.186	28.111	31.493	32.406	2'57.196 P	230.3	11:11'15.549
13	36.132	28.457	28.199	31.474	2'04.262	219.5	11:13'19.811
14	36.063	27.560	29.173	36.752	2'09.548 P	232.8	11:15'29.359

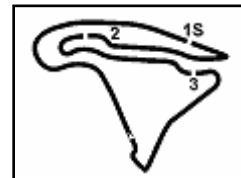
14 R. DE PUNIET (2'00.414)

Lap	Seq. 1	Seq. 2	Seq. 3	Seq. 4	Lap Time	km/h	Local Time
1	37.211	28.305	29.620	31.693	2'06.829 P	217.3	10:48'08.059
2	35.330	27.217	28.221	30.705	2'01.473	219.1	10:50'09.532
3	34.679	26.772	28.343	30.620	2'00.414	226.4	10:52'09.946
4	34.561	27.100	28.446	31.491	2'01.598	240.5	10:54'11.544
5	35.679	27.984	29.168	31.913	2'04.744	221.8	10:56'16.288
6	35.928	27.884	29.672	32.292	2'05.776 P	234.3	10:58'22.064
7	2'43.918	28.246	30.012	34.261	4'16.437 P	219.1	11:02'38.501
8	35.891	27.480	28.926	31.306	2'03.603	223.1	11:04'42.104
9	35.462	27.694	29.263	31.735	2'04.154	240.0	11:06'46.258
10	37.366	29.696	30.528	31.864	2'09.454 P	201.1	11:08'55.712

44 D. SALOM (2'10.064)

Lap	Seq. 1	Seq. 2	Seq. 3	Seq. 4	Lap Time	km/h	Local Time
1	38.784	30.180	31.113	33.590	2'13.667 P	201.9	10:48'14.897
2	37.972	29.483	30.540	32.837	2'10.832	208.5	10:50'25.729
3	37.289	28.764	31.194	32.817	2'10.064	217.3	10:52'35.793
4	37.333	29.761	30.144	32.523	2'09.761 P	214.3	10:54'45.554
5	2'36.525	29.167	30.311	34.165	4'10.168 P	203.8	10:58'55.722

P = Pits In/Out - C = Lap-Time Cancelled



Magny-Cours, 2-3-4 October 2015
Superbike - Championship Standings

Magny-Cours 4.411 m

1 / 2

Points	Points From First	Points From Previous	February 22		March 22		April 12		April 19		May 10		May 24		June 7		June 21		July 19		August 2		September 20		October 4		October 18		
			PHILLIP ISLAND	BURIRAM	ARAGON	ASSEN	IMOLA	DONINGTON PARK	PORTIMÃO	MISANO	LAGUNA SECA	SEPANG	JEREZ	MAGNY COURS	LOSAIL														
1 REA Jonathan (GBR)	503		25 20	25 25	25 20	25 25	25 25	25 25	20 20	25 25	20 20	25 25	20 25	16 16	25 20	13 13	25												
2 DAVIES Chaz (GBR)	363 140		16 16	5 1	20 25	20 20	20 20	20 20	16 16	16 13	16 13	25 25	20 25	20 25	20 25	10													
3 SYKES Tom (GBR)	351 152 12		10 13	16 11	16	11 11	20 20	25 25	20 8	25 11	20 20	11 2	25 11	20															
4 HASLAM Leon (GBR)	286 217 65		20 25	20 20	13 16	13 13	13	13 13	4 16	11 16	3 11	9 10	11 16																
5 TORRES Jordi (ESP)	214 289 72		13	13 13	11 13	10 10	16	9 9	5 9	9	11 13	6 16	4 20	4															
6 GUINTOLI Sylvain (FRA)	191 312 23		9 11	11 10	7	8 9	11	8 8	11 10	7 7	9	13 13	6 7	16															
7 VD MARK Michael (NED)	157 346 34		11	9	8	16 16	7	7	7 10	7 11	6 6	8 9	11	16 3	13														
8 BAIocco Matteo (ITA)	134 369 23		5 7	10 8	4 5	4 5	8 10	6	10 6	1	3	8 7	8 10	9															
9 LOWES Alex (GBR)	129 374 5		7	9 16	2	7	4 6	10 10	6 3	4	10	10 8	9	8															
10 MERCADO Leandro (ARG)	121 382 8		4 5	6 6	8 9	5 2	9 8	5 3	8 7	5	7 7	1 1	2 6	7															
11 GIUGLIANO Davide (ITA)	119 384 2						16 13	11	13 20	13 20	13																		
12 BADOVINI Ayrton (ITA)	92 411 27				7	4	10 11	11 7	9 4	9 5	10	1 2	2																
13 CAMIER Leon (GBR)	88 415 4		6 8	6 1	6 1	6 6	7	13 14	16 16	3	6 6	3 4	7 8	11															
14 RAMOS Román (ESP)	71 432 17		6	1 2	3 4	3 1	5 9	3 5	5	2 2	4 4	2 6	3	1															
15 SALOM David (ESP)	66 437 5			8 7	10	2 3	6 4	2	1		5 9	5 4																	
16 TEROL Nicolas (ESP)	54 449 12		8 10	4 4	9 6	7	4	1 1	13 13	14 15	15 16	16 16	16																
17 DE PUNIET Randy (FRA)	39 464 15		9	3	3		2 2	3	5 5	4 3																			
18 FORES Xavi (ESP)	38 465 1				10 11	9 8			17 17	17 17	17 18	18 18	18																
19 CANEPA Niccolò (ITA)	38 465 0				1	1	1	1	27 25	26 22	20 20	20 21	18																
20 BIAGGI Max (ITA)	36 467 2								10 10	16																			
21 PIRRO Michele (ITA)	35 468 1								8 8	10 9																			
22 BARRAGÁN Santiago (ESP)	17 486 18		3		5	3 5	1		19 19	19 20	20 20	21 21	22																
23 BAYLISS Troy (AUS)	15 488 2		3	7 5					20 20	20 20	22 22	23 23	23																
24 FABRIZIO Michel (ITA)	13 490 2					6 7			21 21	21 21	21 23	23 24	24 24	24															
25 PONSSON Christophe (FRA)	11 492 2		1		2	2	2	2	23 23	23 23	23 23	25 25	25 25	1															
26 BARRIER Sylvain (FRA)	10 493 1		1 4	2 3					22 22	22 22	22 22	22 24	24 25	25 25	25 26														

First Line: Championship Standings - Second Line: Ranking Progression

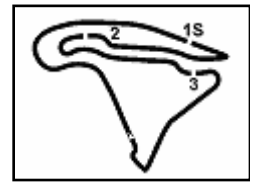
PIRELLI PERODIA TUNING



Official Tyre Supplier



Official Timekeeper



Magny-Cours 4.411 m

Magny-Cours, 2-3-4 October 2015
Superbike - Championship Standings

	Points	Points From First	Points From Previous	February 22 PHILLIP ISLAND	March 22 BURIRAM	April 12 ARAGON	April 19 ASSEN	May 10 IMOLA	May 24 DONINGTON PARK	June 7 PORTIMÃO	June 21 MISANO	July 19 LAGUNA SECA	August 2 SEPANG	September 20 JEREZ	October 4 MAGNY COURS	October 18 LOSAIL		
27 VIZZIELLO Gianluca (ITA)	8	495	2									1 32	2 28	28	28	28	28	5 27
28 TOTH Imre (HUN)	5	498	3					1 27	4 23	23	23	23	24	26	27	27	27	27
29 SCASSA Luca (ITA)	3	500	2															3 29
30 REITERBERGER Markus (GER)	3	500	0								3 28	28	28	28	28	28	28	29
31 RIZMAYER Gábor (HUN)	3	500	0					3 25	25	25	25	25	27	28	28	28	28	29
32 PEGRAM Larry (USA)	2	501	1	2 18	19	19	21	22	22	22	24	26	27	27	27	27	29	30
33 METCHER Jed (AUS)	2	501	0	2 14	18	19	19	21	22	22	22	24	26	27	27	27	27	29

First Line: Championship Standings - Second Line: Ranking Progression

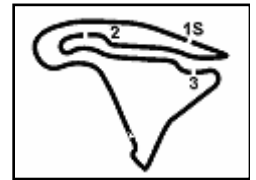
PIRELLI PEROGIA TIRING



Official Tyre Supplier



Official Timekeeper



Magny-Cours 4.411 m

Magny-Cours, 2-3-4 October 2015
Superbike - Manufacturers Standings

	Points	Points From First	Points From Previous	February 22 PHILLIP ISLAND		March 22 BURIRAM		April 12 ARAGON		April 19 ASSEN		May 10 IMOLA		May 24 DONINGTON PARK		June 7 PORTIMÃO		June 21 MISANO		July 19 LAGUNA SECA		August 2 SEPANG		September 20 JEREZ		October 4 MAGNY COURS		October 18 LOSAIL		
				1	2	1	2	1	2	1	2	1	2	1	2	1	2	1	2	1	2	1	2	1	2	1	2	1	2	1
1 KAWASAKI	538			25	20	25	25	25	20	25	25	25	25	25	25	25	25	25	25	20	20	25	20	25	13	25				
2 DUCATI	418	120		16	16	10	8	20	25	20	20	16	13	16	16	16	20	16	20	25	25	20	25	20	25	10				
3 APRILIA	334	204	84	20	25	20	20	13	16	13	13	13	16	13	13	5	16	11	16	11	13	16	16	11	20	4				
4 HONDA	236	302	98	11	11	11	10	7	8	16	16	11		8	8	11	11	7	7	9	9	13	13	16	7	16				
5 SUZUKI	144	394	92	7	9	9	16		3	7		4	6	10	10	6	3	4		10	5	10	8	9	8	8				
6 BMW	102	436	42	1	4	2	3		7		4	10	11	11	7	9	4		9	5		10		1	2	2				
7 MV AGUSTA	88	450	14	6	8			6	1	6	6		6	6	7			3		6	6	3	4	7	8	11				
8 EBR	4	534	84		2					1																				

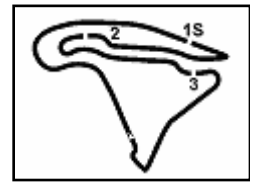
First Line: Championship Standings - Second Line: Ranking Progression

PIRELLI PERODIA TIRING


Official Tyre Supplier



Official Timekeeper



Magny-Cours 4.411 m

Magny-Cours, 2-3-4 October 2015
Superbike - Pirelli Best Lap Award

Points	Points From First	Points From Previous	Fastest Laps														
			February 22 PHILLIP ISLAND	March 22 BURIRAM	April 12 ARAGON	April 19 ASSEN	May 10 IMOLA	May 24 DONINGTON PARK	June 7 PORTIMÃO	June 21 MISANO	July 19 LAGUNA SECA	August 2 SEPANG	September 20 JEREZ	October 4 MAGNY COURS	October 18 LOSAIL		
1 REA Jonathan (GBR)	10		1	1		1		1	1	1	1		1	1			
2 SYKES Tom (GBR)	6 4				1		1		1			1	1		1		
3 DAVIES Chaz (GBR)	5 5 1		1			1	1				1		1				
4 HASLAM Leon (GBR)	1 9 4		1														
5 GIUGLIANO Davide (ITA)	1 9 0									1							