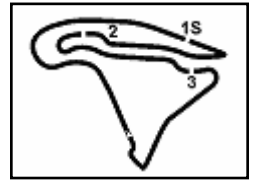


Magny-Cours 4.411 m

Magny-Cours, 2-3-4 October 2015

Superbike - Free Practices Combined Results

No.	Rider	Nat	Team	Bike	FP 1	FP 2	FP 3	Time	Gap	Laps
1	65 J. REA	GBR	Kawasaki Racing Team	Kawasaki ZX-10R	1'38.772	1'37.750		1'37.750		35
2	7 C. DAVIES	GBR	Aruba.it Racing-Ducati SBK Team	Ducati Panigale R	1'38.956	1'38.044		1'38.044	0.294	37
3	66 T. SYKES	GBR	Kawasaki Racing Team	Kawasaki ZX-10R	1'38.755	1'38.073		1'38.073	0.323	38
4	91 L. HASLAM	GBR	Aprilia Racing Team - Red Devils	Aprilia RSV4 RF	1'38.801	1'38.330		1'38.330	0.580	36
5	22 A. LOWES	GBR	VOLTCOM Crescent Suzuki	Suzuki GSX-R1000	1'39.172	1'38.390		1'38.390	0.640	29
6	59 N. CANEPA	ITA	Althea Racing	Ducati Panigale R	1'39.348	1'38.496		1'38.496	0.746	28
7	81 J. TORRES	ESP	Aprilia Racing Team - Red Devils	Aprilia RSV4 RF	1'40.350	1'38.824		1'38.824	1.074	42
8	15 M. BAIOTTO	ITA	Althea Racing	Ducati Panigale R	1'39.959	1'38.905		1'38.905	1.155	36
9	99 L. SCASSA	ITA	Aruba.it Racing-Ducati SBK Team	Ducati Panigale R	1'40.039	1'39.039		1'39.039	1.289	32
10	86 A. BADOVINI	ITA	BMW Motorrad Italia SBK Team	BMW S1000 RR	1'39.374	1'39.048		1'39.048	1.298	34
11	36 L. MERCADO	ARG	BARNI Racing Team	Ducati Panigale R	1'40.704	1'39.112		1'39.112	1.362	34
12	1 S. GUINTOLI	FRA	PATA Honda World Superbike Team	Honda CBR1000RR SP	1'39.160	1'39.178		1'39.160	1.410	31
13	11 M. REITERBERGER	GER	VanZon Remeha BMW	BMW S1000 RR	1'40.391	1'39.218		1'39.218	1.468	37
14	60 M. VD MARK	NED	PATA Honda World Superbike Team	Honda CBR1000RR SP	1'39.957	1'39.405		1'39.405	1.655	32
15	2 L. CAMIER	GBR	MV Agusta Reparto Corse	MV Agusta F4 RR	1'41.077	1'39.496		1'39.496	1.746	29
16	14 R. DE PUNIET	FRA	VOLTCOM Crescent Suzuki	Suzuki GSX-R1000	1'40.753	1'39.701		1'39.701	1.951	33
17	44 D. SALOM	ESP	Team Pedercini	Kawasaki ZX-10R	1'46.490	1'39.919		1'39.919	2.169	18
18	19 P. SZKOPEK	POL	Szkopek POLand Position	Yamaha YZF R1	1'43.320	1'41.105		1'41.105	3.355	30
19	40 R. RAMOS	ESP	Team Go Eleven	Kawasaki ZX-10R	1'42.212	1'41.129		1'41.129	3.379	36
20	45 G. VIZZIELLO	ITA	Grillini SBK Team	Kawasaki ZX-10R	1'41.582	1'41.191		1'41.191	3.441	36
21	23 C. PONSSON	FRA	Team Pedercini	Kawasaki ZX-10R		1'41.942		1'41.942	4.192	18
22	75 G. RIZMAYER	HUN	BMW Team Toth	BMW S1000 RR	1'43.613	1'42.645		1'42.645	4.895	36
23	10 I. TOTH	HUN	BMW Team Toth	BMW S1000 RR	1'45.197	1'43.953		1'43.953	6.203	28
24	48 A. PHILLIS	AUS	Grillini SBK Team	Kawasaki ZX-10R	1'46.050	1'44.655		1'44.655	6.905	35



Magny-Cours 4.411 m
1 / 2

Magny-Cours, 2-3-4 October 2015
Superbike - Results Free Practice 2nd Session

No.	Rider	Nat	Team	Bike	Time	Gap	Rel.	Laps	Speed	
									Avg	Max
1	65 J. REA	GBR	Kawasaki Racing Team	Kawasaki ZX-10R	1'37.750			20	162,451	291,9
2	7 C. DAVIES	GBR	Aruba.it Racing-Ducati SBK Team	Ducati Panigale R	1'38.044	0.294	0.294	19	161,964	293,5
3	66 T. SYKES	GBR	Kawasaki Racing Team	Kawasaki ZX-10R	1'38.073	0.323	0.029	18	161,916	290,3
4	91 L. HASLAM	GBR	Aprilia Racing Team - Red Devils	Aprilia RSV4 RF	1'38.330	0.580	0.257	18	161,493	289,5
5	22 A. LOWES	GBR	VOLTCOM Crescent Suzuki	Suzuki GSX-R1000	1'38.390	0.640	0.060	12	161,394	289,5
6	59 N. CANEPA	ITA	Althea Racing	Ducati Panigale R	1'38.496	0.746	0.106	15	161,221	284,2
7	81 J. TORRES	ESP	Aprilia Racing Team - Red Devils	Aprilia RSV4 RF	1'38.824	1.074	0.328	21	160,686	292,7
8	15 M. BAIOTTO	ITA	Althea Racing	Ducati Panigale R	1'38.905	1.155	0.081	17	160,554	286,5
9	99 L. SCASSA	ITA	Aruba.it Racing-Ducati SBK Team	Ducati Panigale R	1'39.039	1.289	0.134	16	160,337	286,5
10	86 A. BADOVINI	ITA	BMW Motorrad Italia SBK Team	BMW S1000 RR	1'39.048	1.298	0.009	17	160,322	279,1
11	36 L. MERCADO	ARG	BARNI Racing Team	Ducati Panigale R	1'39.112	1.362	0.064	17	160,219	286,5
12	1 S. GUINTOLI	FRA	PATA Honda World Superbike Team	Honda CBR1000RR SP	1'39.178	1.428	0.066	16	160,112	286,5
13	11 M. REITERBERGER	GER	VanZon Remeha BMW	BMW S1000 RR	1'39.218	1.468	0.040	20	160,048	291,9
14	60 M. VD MARK	NED	PATA Honda World Superbike Team	Honda CBR1000RR SP	1'39.405	1.655	0.187	15	159,746	289,5
15	2 L. CAMIER	GBR	MV Agusta Reparto Corse	MV Agusta F4 RR	1'39.496	1.746	0.091	18	159,600	289,5
16	14 R. DE PUNNET	FRA	VOLTCOM Crescent Suzuki	Suzuki GSX-R1000	1'39.701	1.951	0.205	16	159,272	283,5
17	44 D. SALOM	ESP	Team Pedercini	Kawasaki ZX-10R	1'39.919	2.169	0.218	16	158,925	282,0
18	19 P. SZKOPEK	POL	Szkopek POLand Position	Yamaha YZF R1	1'41.105	3.355	1.186	16	157,060	275,5
19	40 R. RAMOS	ESP	Team Go Eleven	Kawasaki ZX-10R	1'41.129	3.379	0.024	18	157,023	285,7
20	45 G. VIZZIELLO	ITA	Grillini SBK Team	Kawasaki ZX-10R	1'41.191	3.441	0.062	18	156,927	273,4
21	23 C. PONSSON	FRA	Team Pedercini	Kawasaki ZX-10R	1'41.942	4.192	0.751	18	155,771	278,4
22	75 G. RIZMAYER	HUN	BMW Team Toth	BMW S1000 RR	1'42.645	4.895	0.703	19	154,704	276,9
23	10 I. TOTH	HUN	BMW Team Toth	BMW S1000 RR	1'43.953	6.203	1.308	10	152,757	274,1
----- Not Qualified -----										
NQ	48 A. PHILLIS	AUS	Grillini SBK Team	Kawasaki ZX-10R	1'44.655	6.905	0.702	19	151,733	265,4

Qualifying Lap Time (107% of 1'37.750): **1'44.593**

AIR	Humidity:	36%	Temp:	19°C
TRACK	Condition:	Dry	Temp:	27°C

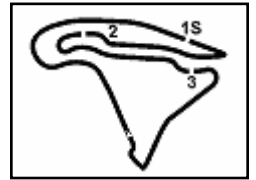
Lap Record:	2013 T.Sykes	1'37.932	162,150	Km/h
Best Lap:	2014 T.Sykes	1'36.366	164,780	Km/h

Start 15:00
End 15:47

The results are provisional until the end of the time limit for protests and appeals and the completion of the technical checks.

FCR PERGGIA TIMING





Magny-Cours, 2-3-4 October 2015

Superbike - Results Free Practice 2nd Session

Session Highlights

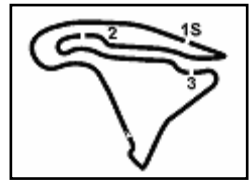
15.00.03		Start
15.07.04	Canepa	Crashed - Rider OK - Turn 15
15.10.04	Canepa	Entered Pits
15.26.15	Torres	On the Gravel - Re-Joined - Turn 2
15.29.24	Toth	Technical Problem - Turn 13
15.29.48	Toth	Entered Pits
15.47.17		End Of Session

Fastest Laps Sequence

No.	Rider	Nat	Team	Bike	Local Time	Time	Gap	Avg
65	J. REA	GBR	Kawasaki Racing Team	Kawasaki ZX-10R	15:03'30.986	1'39.392		159,767
22	A. LOWES	GBR	VOLTCOM Crescent Suzuki	Suzuki GSX-R1000	15:04'01.348	1'39.294	-0.098	159,925
65	J. REA	GBR	Kawasaki Racing Team	Kawasaki ZX-10R	15:05'10.145	1'39.159	-0.135	160,143
59	N. CANEPA	ITA	Althea Racing	Ducati Panigale R	15:05'10.389	1'38.790	-0.369	160,741
91	L. HASLAM	GBR	Aprilia Racing Team - Red Devils	Aprilia RSV4 RF	15:05'29.276	1'38.518	-0.272	161,185
65	J. REA	GBR	Kawasaki Racing Team	Kawasaki ZX-10R	15:10'05.910	1'38.451	-0.067	161,294
65	J. REA	GBR	Kawasaki Racing Team	Kawasaki ZX-10R	15:22'14.771	1'38.444	-0.007	161,306
91	L. HASLAM	GBR	Aprilia Racing Team - Red Devils	Aprilia RSV4 RF	15:24'40.685	1'38.330	-0.114	161,493
65	J. REA	GBR	Kawasaki Racing Team	Kawasaki ZX-10R	15:25'31.594	1'38.319	-0.011	161,511
65	J. REA	GBR	Kawasaki Racing Team	Kawasaki ZX-10R	15:32'05.379	1'38.182	-0.137	161,736
66	T. SYKES	GBR	Kawasaki Racing Team	Kawasaki ZX-10R	15:41'41.882	1'38.073	-0.109	161,916
7	C. DAVIES	GBR	Aruba.it Racing-Ducati SBK Team	Ducati Panigale R	15:43'47.810	1'38.044	-0.029	161,964
65	J. REA	GBR	Kawasaki Racing Team	Kawasaki ZX-10R	15:44'18.239	1'37.750	-0.294	162,451

02/10/2015 Start 15:00 End 15:47

The results are provisional until the end of the time limit for protests and appeals and the completion of the technical checks.



Magny-Cours, 2-3-4 October 2015

Superbike - Best Sector & Speed Free Practice 2nd Session

Magny-Cours 4.411 m

Best Lap

1	65 J. REA	Kawasaki ZX-10R	1'37.750
2	7 C. DAVIES	Ducati Panigale R	1'38.044
3	66 T. SYKES	Kawasaki ZX-10R	1'38.073
4	91 L. HASLAM	Aprilia RSV4 RF	1'38.330
5	22 A. LOWES	Suzuki GSX-R1000	1'38.390
6	59 N. CANEPA	Ducati Panigale R	1'38.496
7	81 J. TORRES	Aprilia RSV4 RF	1'38.824
8	15 M. BAIOTTO	Ducati Panigale R	1'38.905
9	99 L. SCASSA	Ducati Panigale R	1'39.039
10	86 A. BADOVINI	BMW S1000 RR	1'39.048
11	36 L. MERCADO	Ducati Panigale R	1'39.112
12	1 S. GUINTOLI	Honda CBR1000RR SP	1'39.178
13	11 M. REITERBERGER	BMW S1000 RR	1'39.218
14	60 M. VD MARK	Honda CBR1000RR SP	1'39.405
15	2 L. CAMIER	MV Agusta F4 RR	1'39.496
16	14 R. DE PUNJET	Suzuki GSX-R1000	1'39.701
17	44 D. SALOM	Kawasaki ZX-10R	1'39.919
18	19 P. SZKOPEK	Yamaha YZF R1	141.105
19	40 R. RAMOS	Kawasaki ZX-10R	141.129
20	45 G. VIZZIELLO	Kawasaki ZX-10R	141.191
21	23 C. PONSSON	Kawasaki ZX-10R	141.942
22	75 G. RIZMAYER	BMW S1000 RR	142.645
23	10 I. TOTH	BMW S1000 RR	143.953
24	48 A. PHILLIS	Kawasaki ZX-10R	144.655

Top Speeds

1	7 C. DAVIES	Ducati Panigale R	293.5
2	81 J. TORRES	Aprilia RSV4 RF	292.7
3	65 J. REA	Kawasaki ZX-10R	291.9
4	11 M. REITERBERGER	BMW S1000 RR	291.9
5	66 T. SYKES	Kawasaki ZX-10R	290.3
6	60 M. VD MARK	Honda CBR1000RR SP	289.5
7	91 L. HASLAM	Aprilia RSV4 RF	289.5
8	22 A. LOWES	Suzuki GSX-R1000	289.5
9	2 L. CAMIER	MV Agusta F4 RR	289.5
10	36 L. MERCADO	Ducati Panigale R	286.5
11	15 M. BAIOTTO	Ducati Panigale R	286.5
12	1 S. GUINTOLI	Honda CBR1000RR SP	286.5
13	99 L. SCASSA	Ducati Panigale R	286.5
14	40 R. RAMOS	Kawasaki ZX-10R	285.7
15	59 N. CANEPA	Ducati Panigale R	284.2
16	14 R. DE PUNJET	Suzuki GSX-R1000	283.5
17	44 D. SALOM	Kawasaki ZX-10R	282.0
18	86 A. BADOVINI	BMW S1000 RR	279.1
19	23 C. PONSSON	Kawasaki ZX-10R	278.4
20	75 G. RIZMAYER	BMW S1000 RR	276.9
21	19 P. SZKOPEK	Yamaha YZF R1	275.5
22	10 I. TOTH	BMW S1000 RR	274.1
23	45 G. VIZZIELLO	Kawasaki ZX-10R	273.4
24	48 A. PHILLIS	Kawasaki ZX-10R	265.4

Seg. 1

1	65 J. REA	29.299
2	22 A. LOWES	29.313
3	59 N. CANEPA	29.338
4	7 C. DAVIES	29.346
5	81 J. TORRES	29.351
6	91 L. HASLAM	29.354
7	66 T. SYKES	29.365
8	99 L. SCASSA	29.529
9	36 L. MERCADO	29.533
10	11 M. REITERBERGE	29.535
11	86 A. BADOVINI	29.546
12	14 R. DE PUNJET	29.554
13	15 M. BAIOTTO	29.635
14	1 S. GUINTOLI	29.668
15	60 M. VD MARK	29.685
16	44 D. SALOM	29.761
17	2 L. CAMIER	29.773
18	40 R. RAMOS	30.073
19	19 P. SZKOPEK	30.079
20	45 G. VIZZIELLO	30.227
21	75 G. RIZMAYER	30.432
22	23 C. PONSSON	30.458
23	10 I. TOTH	30.754
24	48 A. PHILLIS	31.026

Seg. 2

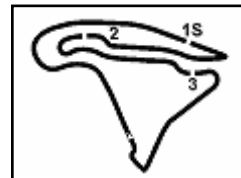
1	66 T. SYKES	21.385
2	65 J. REA	21.416
3	91 L. HASLAM	21.433
4	7 C. DAVIES	21.470
5	22 A. LOWES	21.500
6	1 S. GUINTOLI	21.590
7	59 N. CANEPA	21.646
8	86 A. BADOVINI	21.674
9	2 L. CAMIER	21.682
10	15 M. BAIOTTO	21.689
11	36 L. MERCADO	21.742
12	99 L. SCASSA	21.759
13	11 M. REITERBERGE	21.793
14	60 M. VD MARK	21.833
15	81 J. TORRES	21.857
16	14 R. DE PUNJET	21.902
17	44 D. SALOM	21.924
18	45 G. VIZZIELLO	22.162
19	40 R. RAMOS	22.181
20	19 P. SZKOPEK	22.279
21	23 C. PONSSON	22.344
22	75 G. RIZMAYER	22.678
23	10 I. TOTH	22.988
24	48 A. PHILLIS	23.159

Seg. 3

1	7 C. DAVIES	21.990
2	59 N. CANEPA	22.004
3	81 J. TORRES	22.082
4	66 T. SYKES	22.088
5	65 J. REA	22.115
6	91 L. HASLAM	22.181
7	22 A. LOWES	22.217
8	99 L. SCASSA	22.241
9	15 M. BAIOTTO	22.242
10	2 L. CAMIER	22.303
11	86 A. BADOVINI	22.327
12	1 S. GUINTOLI	22.356
13	36 L. MERCADO	22.357
14	11 M. REITERBERGE	22.415
15	60 M. VD MARK	22.449
16	44 D. SALOM	22.468
17	14 R. DE PUNJET	22.510
18	45 G. VIZZIELLO	22.656
19	40 R. RAMOS	22.718
20	19 P. SZKOPEK	22.769
21	23 C. PONSSON	23.023
22	75 G. RIZMAYER	23.155
23	10 I. TOTH	23.570
24	48 A. PHILLIS	23.626

Seg. 4

1	65 J. REA	24.920
2	66 T. SYKES	25.012
3	91 L. HASLAM	25.029
4	7 C. DAVIES	25.066
5	22 A. LOWES	25.121
6	86 A. BADOVINI	25.167
7	60 M. VD MARK	25.259
8	36 L. MERCADO	25.297
9	15 M. BAIOTTO	25.297
10	1 S. GUINTOLI	25.313
11	11 M. REITERBERGE	25.331
12	59 N. CANEPA	25.371
13	2 L. CAMIER	25.427
14	99 L. SCASSA	25.441
15	81 J. TORRES	25.464
16	44 D. SALOM	25.589
17	14 R. DE PUNJET	25.644
18	40 R. RAMOS	25.818
19	19 P. SZKOPEK	25.830
20	23 C. PONSSON	26.054
21	75 G. RIZMAYER	26.091
22	45 G. VIZZIELLO	26.145
23	48 A. PHILLIS	26.404
24	10 I. TOTH	26.640



Magny-Cours, 2-3-4 October 2015

Superbike - Ideal Times Free Practice 2nd Session

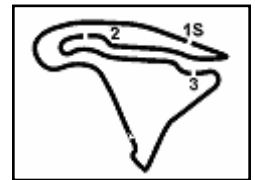
No. Rider	Nat	Bike	Seg. 1	Seg. 2	Seg. 3	Seg. 4	Ideal Time	Lap Time	Pos.	Diff.
1	65 J. REA	GBR Kawasaki ZX-10R	29.299	21.416	22.115	24.920	1'37.750	1'37.750	1	0.000
2	66 T. SYKES	GBR Kawasaki ZX-10R	29.365	21.385	22.088	25.012	1'37.850	1'38.073	3	0.223
3	7 C. DAVIES	GBR Ducati Panigale R	29.346	21.470	21.990	25.066	1'37.872	1'38.044	2	0.172
4	91 L. HASLAM	GBR Aprilia RSV4 RF	29.354	21.433	22.181	25.029	1'37.997	1'38.330	4	0.333
5	22 A. LOWES	GBR Suzuki GSX-R1000	29.313	21.500	22.217	25.121	1'38.151	1'38.390	5	0.239
6	59 N. CANEPA	ITA Ducati Panigale R	29.338	21.646	22.004	25.371	1'38.359	1'38.496	6	0.137
7	86 A. BADOVINI	ITA BMW S1000 RR	29.546	21.674	22.327	25.167	1'38.714	1'39.048	10	0.334
8	81 J. TORRES	ESP Aprilia RSV4 RF	29.351	21.857	22.082	25.464	1'38.754	1'38.824	7	0.070
9	15 M. BAIOTTO	ITA Ducati Panigale R	29.635	21.689	22.242	25.297	1'38.863	1'38.905	8	0.042
10	1 S. GUINTOLI	FRA Honda CBR1000RR SP	29.668	21.590	22.356	25.313	1'38.927	1'39.178	12	0.251
11	36 L. MERCADO	ARG Ducati Panigale R	29.533	21.742	22.357	25.297	1'38.929	1'39.112	11	0.183
12	99 L. SCASSA	ITA Ducati Panigale R	29.529	21.759	22.241	25.441	1'38.970	1'39.039	9	0.069
13	11 M. REITERBERGER	GER BMW S1000 RR	29.535	21.793	22.415	25.331	1'39.074	1'39.218	13	0.144
14	2 L. CAMIER	GBR MV Agusta F4 RR	29.773	21.682	22.303	25.427	1'39.185	1'39.496	15	0.311
15	60 M. VD MARK	NED Honda CBR1000RR SP	29.685	21.833	22.449	25.259	1'39.226	1'39.405	14	0.179
16	14 R. DE PUNNET	FRA Suzuki GSX-R1000	29.554	21.902	22.510	25.644	1'39.610	1'39.701	16	0.091
17	44 D. SALOM	ESP Kawasaki ZX-10R	29.761	21.924	22.468	25.589	1'39.742	1'39.919	17	0.177
18	40 R. RAMOS	ESP Kawasaki ZX-10R	30.073	22.181	22.718	25.818	1'40.790	1'41.129	19	0.339
19	19 P. SZKOPEK	POL Yamaha YZF R1	30.079	22.279	22.769	25.830	1'40.957	1'41.105	18	0.148
20	45 G. VIZZIELLO	ITA Kawasaki ZX-10R	30.227	22.162	22.656	26.145	1'41.190	1'41.191	20	0.001
21	23 C. PONSSON	FRA Kawasaki ZX-10R	30.458	22.344	23.023	26.054	1'41.879	1'41.942	21	0.063
22	75 G. RIZMAYER	HUN BMW S1000 RR	30.432	22.678	23.155	26.091	1'42.356	1'42.645	22	0.289
23	10 I. TOTH	HUN BMW S1000 RR	30.754	22.988	23.570	26.640	1'43.952	1'43.953	23	0.001
24	48 A. PHILLIS	AUS Kawasaki ZX-10R	31.026	23.159	23.626	26.404	1'44.215	1'44.655	24	0.440
Overall Ideal Time			29.299	21.385	21.990	24.920	1'37.594			



12

WSBK

102/13



Magny-Cours 4.411 m

Magny-Cours, 2-3-4 October 2015
Superbike - Chronological Analysis Free Practice 2nd Session

2 / 4

Table with 8 columns: Lap, Seq. 1, Seq. 2, Seq. 3, Seq. 4, Lap Time, km/h, Local Time. Rows 2-17 showing performance data for rider 99 L. SCASSA.

Table with 8 columns: Lap, Seq. 1, Seq. 2, Seq. 3, Seq. 4, Lap Time, km/h, Local Time. Rows 1-16 showing performance data for rider 86 A. BADOVINI.

Table with 8 columns: Lap, Seq. 1, Seq. 2, Seq. 3, Seq. 4, Lap Time, km/h, Local Time. Rows 1-17 showing performance data for rider 36 L. MERCADO.

Table with 8 columns: Lap, Seq. 1, Seq. 2, Seq. 3, Seq. 4, Lap Time, km/h, Local Time. Rows 1-17 showing performance data for rider 60 M. VD MARK.

Table with 8 columns: Lap, Seq. 1, Seq. 2, Seq. 3, Seq. 4, Lap Time, km/h, Local Time. Rows 1-16 showing performance data for rider 11 M. REITERBERGER.

Table with 8 columns: Lap, Seq. 1, Seq. 2, Seq. 3, Seq. 4, Lap Time, km/h, Local Time. Rows 1-20 showing performance data for rider 60 M. VD MARK.

Table with 8 columns: Lap, Seq. 1, Seq. 2, Seq. 3, Seq. 4, Lap Time, km/h, Local Time. Rows 1-15 showing performance data for rider 2 L. CAMIER.

Table with 8 columns: Lap, Seq. 1, Seq. 2, Seq. 3, Seq. 4, Lap Time, km/h, Local Time. Rows 1-11 showing performance data for rider 2 L. CAMIER.

P = Pits In/Out - C = Lap-Time Cancelled

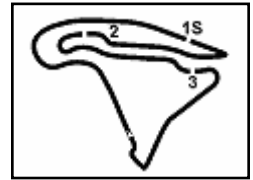
PIRELLI PERFORMA TUNING



Official Tyre Supplier



Official Timekeeper



Magny-Cours, 2-3-4 October 2015

Superbike - Chronological Analysis Free Practice 2nd Session

Magny-Cours 4.411 m

Table with 7 columns: Lap, Seq. 1, Seq. 2, Seq. 3, Seq. 4, Lap Time, km/h, Local Time. Rows 12-18.

Table with 7 columns: Lap, Seq. 1, Seq. 2, Seq. 3, Seq. 4, Lap Time, km/h, Local Time. Rows 8-18.

16° 14 R. DE PUNJET (1'39.701)

Table with 7 columns: Lap, Seq. 1, Seq. 2, Seq. 3, Seq. 4, Lap Time, km/h, Local Time. Rows 1-16.

20° 45 G. VIZZIELLO (1'41.191)

Table with 7 columns: Lap, Seq. 1, Seq. 2, Seq. 3, Seq. 4, Lap Time, km/h, Local Time. Rows 1-18.

17° 44 D. SALOM (1'39.919)

Table with 7 columns: Lap, Seq. 1, Seq. 2, Seq. 3, Seq. 4, Lap Time, km/h, Local Time. Rows 1-16.

21° 23 C. PONSSON (1'41.942)

Table with 7 columns: Lap, Seq. 1, Seq. 2, Seq. 3, Seq. 4, Lap Time, km/h, Local Time. Rows 1-18.

18° 19 P. SZKOPEK (1'41.105)

Table with 7 columns: Lap, Seq. 1, Seq. 2, Seq. 3, Seq. 4, Lap Time, km/h, Local Time. Rows 1-16.

22° 75 G. RIZMAYER (1'42.645)

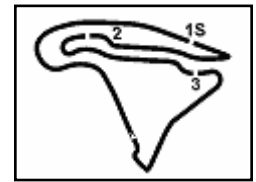
Table with 7 columns: Lap, Seq. 1, Seq. 2, Seq. 3, Seq. 4, Lap Time, km/h, Local Time. Rows 1-19.

19° 40 R. RAMOS (1'41.129)

Table with 7 columns: Lap, Seq. 1, Seq. 2, Seq. 3, Seq. 4, Lap Time, km/h, Local Time. Rows 1-7.

P = Pits In/Out - C = Lap-Time Cancelled





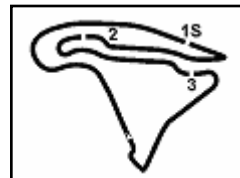
Magny-Cours 4.411 m

Magny-Cours, 2-3-4 October 2015
Superbike - Chronological Analysis Free Practice 2nd Session

23° 10 I. TOTH (1'43.953)							
Lap	Seq. 1	Seq. 2	Seq. 3	Seq. 4	Lap Time	km/h	Local Time
1	31.644	25.939	26.657	28.618	1'52.736	222.2	15:02'01.390
2	31.269	24.180	25.065	31.847	1'45.503	263.4	15:03'54.126
3	33.976	23.155	23.864	27.215	1'48.286	270.7	15:05'39.629
4	30.758	23.168	24.099	27.043	1'48.286	259.6	15:07'27.915
5	30.758	22.988	23.680	26.766	1'44.192	264.7	15:09'12.107
6	30.860	23.436	25.240	26.650	1'46.186	266.0	15:10'58.293
7	30.754	22.989	23.570	26.640	1'43.953	259.6	15:12'42.246
8	34.057	23.552	23.875	26.086	1'47.570 P	260.2	15:14'29.816
9	6'53.394	24.736	24.632	27.457	8'10.219 P	237.4	15:22'40.035
10	31.267	24.608	24.470	27.073	1'47.418	274.1	15:24'27.453
10	32.454	23.348	26.869	27.363	1'50.034	252.3	15:26'17.487

24° 48 A. PHILLIS (1'44.655)							
Lap	Seq. 1	Seq. 2	Seq. 3	Seq. 4	Lap Time	km/h	Local Time
1		25.840	25.390	27.795		237.4	15:02'10.138
2	31.130	23.771	23.909	26.848	1'45.658	261.5	15:03'55.796
3	31.080	23.568	23.657	27.252	1'45.557	261.5	15:05'41.353
4	31.026	23.381	23.724	26.831	1'44.962	253.5	15:07'26.315
5	31.396	23.187	23.626	26.446	1'44.655	252.3	15:09'10.970
6	31.421	23.727	27.126	32.552	1'54.826 P	255.9	15:11'05.796
7	5'39.693	25.771	24.788	27.732	6'57.984 P	228.8	15:18'03.780
8	31.434	23.711	24.026	26.404	1'45.575	253.5	15:19'49.355
9	31.290	24.252	24.058	26.651	1'46.251	254.7	15:21'35.606
10	31.366	23.159	23.770	26.677	1'44.972	261.5	15:23'20.578
11	31.304	23.545	32.502	40.890	2'08.241	254.1	15:25'28.819
12	31.252	23.336	23.658	26.706	1'44.952	264.7	15:27'13.771
13	31.408	23.367	24.005	26.535	1'45.315	262.1	15:28'59.086
14	31.518	23.542	27.681	27.802	1'50.543 P	251.7	15:30'49.629
15	5'20.597	25.388	24.576	26.685	6'37.246 P	184.3	15:37'26.875
16	31.764	23.995	24.036	26.631	1'46.426	265.4	15:39'13.301
17	31.389	23.797	24.072	26.562	1'45.820	249.4	15:40'59.121
18	31.352	23.477	23.760	26.514	1'45.103	251.7	15:42'44.224
19	31.363	23.477	23.948	26.494	1'45.282	256.5	15:44'29.506
19	31.347	23.333	24.048	26.528	1'45.256	254.1	15:46'14.762

P = Pits In/Out - C = Lap-Time Cancelled

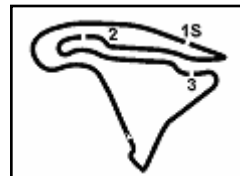


Magny-Cours 4.411 m

Magny-Cours, 2-3-4 October 2015

Superbike - Best Laps & Speeds

No.	Rider		Best Lap	FP1		FP2	
	Nat	Bike		laps	speed	laps	speed
1	65	REA Jonathan	1'37.750	1'38.772	1'37.750		
	GBR	Kawasaki ZX-10R	35 292	15 291	20 292		
2	7	DAVIES Chaz	1'38.044	1'38.956	1'38.044		
	GBR	Ducati Panigale R	37 293	18 291	19 293		
3	66	SYKES Tom	1'38.073	1'38.755	1'38.073		
	GBR	Kawasaki ZX-10R	38 292	20 292	18 290		
4	91	HASLAM Leon	1'38.330	1'38.801	1'38.330		
	GBR	Aprilia RSV4 RF	36 290	18 290	18 290		
5	22	LOWES Alex	1'38.390	1'39.172	1'38.390		
	GBR	Suzuki GSX-R1000	29 290	17 289	12 290		
6	59	CANEPA Niccolò	1'38.496	1'39.348	1'38.496		
	ITA	Ducati Panigale R	28 284	13 284	15 284		
7	81	TORRES Jordi	1'38.824	1'40.350	1'38.824		
	ESP	Aprilia RSV4 RF	42 293	21 293	21 293		
8	15	BAIOCCO Matteo	1'38.905	1'39.959	1'38.905		
	ITA	Ducati Panigale R	36 286	19 285	17 286		
9	99	SCASSA Luca	1'39.039	1'40.039	1'39.039		
	ITA	Ducati Panigale R	32 286	16 283	16 286		
10	86	BADOVINI Ayrtton	1'39.048	1'39.374	1'39.048		
	ITA	BMW S1000 RR	34 283	17 283	17 279		
11	36	MERCADO Leandro	1'39.112	1'40.704	1'39.112		
	ARG	Ducati Panigale R	34 286	17 284	17 286		
12	1	GUINTOLI Sylvain	1'39.160	1'39.160	1'39.178		
	FRA	Honda CBR1000RR SP	31 286	15 285	16 286		
13	11	REITERBERGER Markus	1'39.218	1'40.391	1'39.218		
	GER	BMW S1000 RR	37 292	17 292	20 292		
14	60	VD MARK Michael	1'39.405	1'39.957	1'39.405		
	NED	Honda CBR1000RR SP	32 290	17 288	15 290		
15	2	CAMIER Leon	1'39.496	1'41.077	1'39.496		
	GBR	MV Agusta F4 RR	29 290	11 285	18 290		
16	14	DE PUNIET Randy	1'39.701	1'40.753	1'39.701		
	FRA	Suzuki GSX-R1000	33 284	17 284	16 283		
17	44	SALOM David	1'39.919	1'46.490	1'39.919		
	ESP	Kawasaki ZX-10R	18 282	2 271	16 282		
18	19	SZKOPEK Pawel	1'41.105	1'43.320	1'41.105		
	POL	Yamaha YZF R1	30 276	14 275	16 276		
19	40	RAMOS Román	1'41.129	1'42.212	1'41.129		
	ESP	Kawasaki ZX-10R	36 286	18 283	18 286		
20	45	VIZZIELLO Gianluca	1'41.191	1'41.582	1'41.191		
	ITA	Kawasaki ZX-10R	36 276	18 276	18 273		
21	23	PONSSON Christophe	1'41.942		1'41.942		
	FRA	Kawasaki ZX-10R	18 278		18 278		



Magny-Cours 4.411 m

Magny-Cours, 2-3-4 October 2015
Superbike - Best Laps & Speeds

No.	Rider		Best Lap		FP1		FP2	
	Nat	Bike			laps	speed	laps	speed
22	75 RIZMAYER Gábor		1'42.645		1'43.613		1'42.645	
	HUN	BMW S1000 RR	36	281	17	281	19	277
23	10 TOTH Imre		1'43.953		1'45.197		1'43.953	
	HUN	BMW S1000 RR	28	277	18	277	10	274
24	48 PHILLIS Alex		1'44.655		1'46.050		1'44.655	
	AUS	Kawasaki ZX-10R	35	269	16	269	19	265

