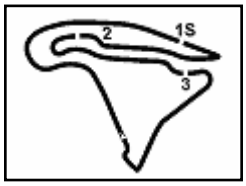

Magny-Cours 4.411 m

Magny-Cours, 2-3-4 October 2015
Superbike - Chronological Analysis Free Practice 2nd Session

1° 65 J. REA (1'37.750)

Lap	Seg. 1	Seg. 2	Seg. 3	Seg. 4	Lap Time	km/h	Local Time
		22.721	23.033	25.740		247.1	15:01'51.594
1	29.765	21.865	22.486	25.276	1'39.392	288.0	15:03'30.986
2	29.746	21.605	22.248	25.560	1'39.159	288.8	15:05'10.145
3	29.512	21.740	22.195	25.302	1'38.749	285.0	15:06'48.894
4	29.607	21.730	22.130	25.098	1'38.565	286.5	15:08'27.459
5	29.557	21.531	22.201	25.162	1'38.451	288.8	15:10'05.910
6	29.441	21.634	22.383	26.117	1'39.575 P	291.1	15:11'45.485
7	7'38.188	22.892	22.965	26.797	8'50.842 P	274.8	15:20'36.327
8	29.620	21.533	22.222	25.069	1'38.444	287.2	15:22'14.771
9	29.552	21.592	22.262	25.098	1'38.504	285.0	15:23'53.275
10	29.420	21.553	22.226	25.120	1'38.319	290.3	15:25'31.594
11	29.397	21.649	22.479	25.181	1'38.706	287.2	15:27'10.300
12	29.457	21.604	22.244	25.079	1'38.384	288.8	15:28'48.684
13	29.446	21.610	22.436	25.021	1'38.513	291.1	15:30'27.197
14	29.455	21.488	22.253	24.986	1'38.182	288.8	15:32'05.379
15	29.397	21.764	22.329	25.069	1'38.559	286.5	15:33'43.938
16	29.417	21.628	22.211	25.246	1'38.502	289.5	15:35'22.440
17	30.531	24.296	23.328	26.564	1'44.719 P	277.6	15:37'07.159
18	4'20.547	23.250	22.559	26.974	5'33.330 P	279.1	15:42'40.489
19	**29.299**	**21.416**	**22.115**	**24.920**	**1'37.750**	**291.9**	15:44'18.239
20	29.333	21.678	22.129	25.470	1'38.610	282.7	15:45'56.849

2° 7 C. DAVIES (1'38.044)

Lap	Seg. 1	Seg. 2	Seg. 3	Seg. 4	Lap Time	km/h	Local Time
		24.169	29.157	28.558		240.0	15:02'15.795
1	29.671	31.515	23.564	26.875	1'51.625	**293.5**	15:04'07.420
2	29.501	21.699	22.484	25.206	1'38.890	290.3	15:05'46.310
3	**29.346**	21.521	22.528	25.172	1'38.567	289.5	15:07'24.877
4	29.785	22.309	23.068	25.837	1'40.999 C	272.7	15:09'05.876
5	29.567	21.552	22.238	28.534	1'41.891	290.3	15:10'47.767
6	29.596	21.613	22.175	25.244	1'38.628	288.0	15:12'26.395
7	29.620	21.730	22.473	25.347	1'39.170	279.8	15:14'05.565
8	29.575	21.657	22.143	25.102	1'38.477	288.0	15:15'44.042
9	29.626	21.609	22.169	25.263	1'38.667	289.5	15:17'22.709
10	29.725	21.636	22.168	25.308	1'38.837	286.5	15:19'01.546
11	32.197	23.852	24.000	26.958	1'47.007 P	221.8	15:20'48.553
12	9'37.380	22.953	23.852	26.940	10'51.125 P	272.0	15:31'39.678
13	29.809	21.628	22.241	25.283	1'38.961	287.2	15:33'18.639
14	29.747	21.651	22.227	25.263	1'38.888	288.0	15:34'57.527
15	29.730	21.575	22.342	25.378	1'39.025 P	288.8	15:36'36.552
16	2'35.008	22.402	23.144	31.286	3'51.840 P	267.3	15:40'28.392
17	29.511	21.941	22.627	27.295	1'41.374	291.1	15:42'09.766
18	29.442	21.472	**21.990**	25.140	**1'38.044**	288.8	15:43'47.810
19	29.537	**21.470**	22.193	**25.066**	1'38.266	291.1	15:45'26.076

3° 66 T. SYKES (1'38.073)

Lap	Seg. 1	Seg. 2	Seg. 3	Seg. 4	Lap Time	km/h	Local Time
		29.270	23.837	26.548		199.3	15:03'05.735
1	29.751	21.915	22.461	25.533	1'39.660	283.5	15:04'45.395
2	29.604	21.656	22.191	25.219	1'38.670	285.7	15:06'24.065
3	29.451	21.732	22.239	25.152	1'38.574	281.3	15:08'02.639
4	29.483	21.561	22.666	25.246	1'38.956	281.3	15:09'41.595
5	29.726	21.528	22.214	25.237	1'38.705	288.8	15:11'20.300
6	30.325	22.793	23.089	26.114	1'42.321 P	272.0	15:13'02.621
7	8'59.382	22.708	22.979	25.910	10'10.979 P	251.2	15:23'13.600
8	29.633	21.601	22.131	25.162	1'38.527	285.7	15:24'52.127
9	29.567	21.437	22.155	25.234	1'38.393	284.2	15:26'30.520
10	**29.365**	21.683	22.204	27.854	1'41.106	287.2	15:28'11.626
11	29.588	21.594	22.527	25.194	1'38.903	285.7	15:29'50.529
12	29.593	21.519	22.276	25.159	1'38.547	287.2	15:31'29.076
13	30.222	22.594	23.026	25.564	1'41.406 P	270.0	15:33'10.482
14	4'03.651	22.742	22.887	25.792	5'15.072 P	253.5	15:38'25.554
15	29.588	21.484	22.171	**25.012**	1'38.255	287.2	15:40'03.809
16	29.531	**21.385**	**22.088**	25.069	**1'38.073**	**290.3**	15:41'41.882
17	30.087	23.296	23.321	29.294	1'45.998	270.0	15:43'27.880
18	29.713	21.616	22.426	25.275	1'39.030	285.7	15:45'06.910

4° 91 L. HASLAM (1'38.330)

Lap	Seg. 1	Seg. 2	Seg. 3	Seg. 4	Lap Time	km/h	Local Time
		23.515	23.693	26.552		254.7	15:01'57.416
1	29.509	32.584	24.568	26.681	1'53.342	288.0	15:03'50.758
2	29.505	21.657	22.327	**25.029**	1'38.518	288.8	15:05'29.276
3	29.420	21.614	22.339	28.876	1'42.249	285.0	15:07'11.525
4	29.549	21.726	22.493	27.897	1'41.665	285.0	15:08'53.190
5	29.459	21.606	22.332	25.110	1'38.507	285.0	15:10'31.697
6	30.010	22.380	23.484	26.177	1'42.051 P	269.3	15:12'13.748
7	7'56.310	23.279	22.960	25.660	9'08.209 P	259.0	15:21'21.957
8	29.545	21.586	22.302	26.965	1'40.398	286.5	15:23'02.355
9	29.492	21.535	22.247	25.056	**1'38.330**	285.7	15:24'40.685
10	30.863	22.932	23.580	27.672	1'45.047 P	264.7	15:26'25.732
11	6'12.443	22.799	23.325	25.762	7'24.329 P	272.0	15:33'50.061
12	29.452	21.593	22.251	25.055	1'38.351	288.0	15:35'28.412
13	**29.354**	21.510	**22.181**	25.622	1'38.667	**289.5**	15:37'07.079
14	31.705	24.041	23.919	29.072	1'48.737	248.8	15:38'55.816
15	29.444	21.655	22.308	25.156	1'38.563	282.0	15:40'34.379
16	29.465	21.630	23.226	29.042	1'43.363 C	287.2	15:42'17.742
17	31.305	22.920	23.204	26.465	1'43.894	276.2	15:44'01.636
18	29.565	**21.433**	22.335	25.091	1'38.424	285.7	15:45'40.060

5° 22 A. LOWES (1'38.390)

Lap	Seg. 1	Seg. 2	Seg. 3	Seg. 4	Lap Time	km/h	Local Time
		24.577	23.536	25.699		247.1	15:02'22.054
1	29.705	21.919	22.338	25.332	1'39.294	277.6	15:04'01.348
2	29.504	29.775	24.746	27.438	1'51.463 C	271.4	15:05'52.811
3	29.565	21.762	22.419	25.662	1'39.408	285.7	15:07'32.219
4	29.567	21.910	22.382	29.343	1'43.202 P	272.0	15:09'15.421
5	9'25.326	23.381	24.809	36.580	10'50.096 P	257.8	15:20'05.517
6	8'52.754	24.247	25.023	25.856	10'07.880 P	268.0	15:30'13.397
7	29.508	21.724	22.366	**25.121**	1'38.719	279.1	15:31'52.116
8	29.459	21.570	**22.217**	25.144	**1'38.390**	280.5	15:33'30.506
9	35.772	24.378	24.485	30.850	1'55.485 P	270.0	15:35'25.991
10	5'49.809	26.188	23.140	25.446	7'04.583 P	267.3	15:42'30.574
11	**29.313**	21.635	22.356	25.280	1'38.584	280.5	15:44'09.158
12	29.638	**21.500**	22.277	25.192	1'38.607	**289.5**	15:45'47.765

6° 59 N. CANEPA (1'38.496)

Lap	Seg. 1	Seg. 2	Seg. 3	Seg. 4	Lap Time	km/h	Local Time
		23.031	22.985	25.508		244.9	15:01'52.057
1	29.675	21.931	22.439	25.497	1'39.542	278.4	15:03'31.599
2	29.492	21.718	22.209	**25.371**	1'38.790	**284.2**	15:05'10.389
3	29.462	22.978	23.900	27.700	11'31.688	265.4	15:16'42.077
4	29.858	21.764	22.656	28.645	1'42.923 P	282.7	15:18'25.000
5	2'53.229	22.439	22.509	25.951	4'04.128 P	268.7	15:22'29.128
6	29.757	21.748	22.360	25.512	1'39.377	279.1	15:24'08.505
7	29.674	21.771	22.740	25.458	1'39.643	283.5	15:25'48.148
8	30.764	24.521	24.953	26.982	1'47.220 P	270.7	15:27'35.368
9	7'10.898	23.910	26.450	30.810	8'32.068 P	252.3	15:36'07.436
10	29.352	21.777	22.050	25.378	1'38.557	275.5	15:37'45.993
11	**29.338**	**21.646**	**22.004**	25.508	**1'38.496**	283.5	15:39'24.489
12	31.593	27.379	28.357	29.151	1'56.480	258.4	15:41'20.969
13	30.315	27.871	32.151	25.730	1'56.067	276.9	15:43'17.036
14	30.507	21.684	22.383	25.681	1'40.255	283.5	15:44'57.291
15	29.742	21.841	22.336	25.713	1'39.632	278.4	15:46'36.923

7° 81 J. TORRES (1'38.824)

Lap	Seg. 1	Seg. 2	Seg. 3	Seg. 4	Lap Time	km/h	Local Time
		24.701	23.816	27.177		241.6	15:02'05.049
1	29.703	22.644	22.811	25.820	1'40.978	266.0	15:03'46.027
2	29.384	22.118	22.356	25.498	1'39.356	274.1	15:05'25.383
3	29.448	25.062	23.250	27.811	1'45.571	268.0	15:07'10.954
4	29.551	22.046	22.473	25.766	1'39.836	277.6	15:08'50.790
5	29.539	22.040	22.490	25.803	1'39.872	281.3	15:10'30.662
6	30.364	23.354	23.302	32.713	1'49.733	270.7	15:12'20.395
7	34.210	23.919	22.495	26.523	1'47.147	244.3	15:14'07.542
8	29.561	22.010	22.383	25.755	1'39.709	279.8	15:15'47.251
9	29.469	22.779	22.569	30.651	1'45.468 P	290.3	15:17'32.719
10	5'12.368	22.827	22.553	26.099	6'23.847 P	257.8	15:23'56.566
11	29.653	22.070	22.339	25.809	1'39.871	288.0	15:25'36.437
12	48.589	25.918	23.640	25.839	2'03.986	258.4	15:27'40.423
13	29.859	22.170	22.351	25.712	1'40.092	279.8	15:29'20.515
14	30.137	22.465	22.700	26.150	1'41.452 P	285.0	15:31'01.967
15	3'45.807	23.936	23.228	30.577	5'03.548 P	255.3	15:36'05.515
16	29.641	22.398	22.268	25.501	1'39.808	266.0	15:37'45.323
17	29.367	21.911	**22.082**	**25.464**	**1'38.824**	283.5	15:39'24.147
18	**29.351**	21.925	22.789	29.834	1'43.899	287.2	15:41'08.046
19	29.538	**21.857**	22.297	25.759	1'39.451	285.0	15:42'47.497
20	29.483	22.177	22.527	26.076	1'40.263	285.7	15:44'27.760
21	29.635	29.100	22.880	26.048	1'47.663	**292.7**	15:46'15.423

8° 15 M. BAIOCCO (1'38.905)

Lap	Seg. 1	Seg. 2	Seg. 3	Seg. 4	Lap Time	km/h	Local Time
		26.352	25.063	27.324		207.3	15:02'57.163
1	30.649	22.394	22.989	26.278	1'42.310	281.3	15:04'39.473

P = Pits In/Out - C = Lap-Time Cancelled

PIRELLI
Official Tyre Supplier
TISSOT
SWISS WATCHES SINCE 1853
Official Timekeeper

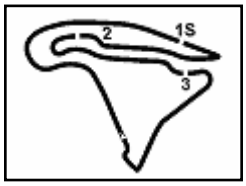

Magny-Cours 4.411 m

Magny-Cours, 2-3-4 October 2015
Superbike - Chronological Analysis Free Practice 2nd Session

2	30.366	22.064	22.881	25.897	1'41.208	282,7	15:06'20.681
3	29.976	22.250	22.647	25.706	1'40.579	275,5	15:08'01.260
4	30.346	25.356	25.691	28.429	1'49.822 P	282,0	15:09'51.082
5	4'21.522	24.211	25.280	30.541	5'41.554 P	240,0	15:15'32.636
6	30.175	23.089	27.801	29.424	1'50.489 C	282,0	15:17'23.125
7	29.957	21.944	22.630	25.805	1'40.336	279,8	15:19'03.461
8	30.119	23.460	24.223	26.772	1'44.574 P	285,7	15:20'48.035
9	4'11.088	23.000	27.523	26.703	5'28.314 P	270,0	15:26'16.349
10	30.085	22.545	28.473	27.304	1'48.407	284,2	15:28'04.756
11	30.085	22.082	22.640	28.214	1'43.021 P	284,2	15:29'47.777
12	6'07.516	28.029	26.214	27.464	7'29.223 P	190,8	15:37'17.000
13	29.993	26.212	29.547	26.109	1'51.861	285,0	15:39'08.861
14	29.664	21.916	22.402	25.478	1'39.460	**286,5**	15:40'48.321
15	29.721	21.797	22.321	**25.297**	1'39.136	279,1	15:42'27.457
16	29.960	22.443	24.681	25.994	1'43.078 C	282,7	15:44'10.535
17	**29.635**	**21.689**	**22.242**	25.339	**1'38.905**	282,7	15:45'49.440

9° 99 L. SCASSA (1'39.039)

Lap	Seg. 1	Seg. 2	Seg. 3	Seg. 4	Lap Time	km/h	Local Time
		24.992	25.225	27.123		211,8	15:11'03.728
1	30.109	22.250	22.845	26.848	1'42.052 C	279,8	15:12'45.780
2	30.033	22.057	22.760	25.625	1'40.475	276,9	15:14'26.255
3	29.815	21.949	22.310	25.489	1'39.563	281,3	15:16'05.818
4	29.627	21.996	22.378	25.591	1'39.592	279,8	15:17'45.410
5	29.743	21.834	22.469	25.601	1'39.647	282,7	15:19'25.057
6	29.745	21.841	22.551	25.968	1'40.105 P	282,7	15:21'05.162
7	4'38.795	23.768	23.130	26.157	5'51.850 P	256,5	15:26'57.012
8	29.736	22.205	22.405	25.678	1'40.024	282,7	15:28'37.036
9	29.598	**21.759**	**22.241**	**25.441**	**1'39.039**	280,5	15:30'16.075
10	29.532	21.853	22.557	25.463	1'39.405	281,3	15:31'55.480
11	30.839	23.663	23.896	26.802	1'45.200 P	259,6	15:33'40.680
12	4'35.897	24.388	22.718	26.116	5'49.119 P	214,7	15:39'29.799
13	**29.529**	21.889	22.343	26.229	1'39.990	284,2	15:41'09.789
14	29.524	21.883	22.223	26.209	1'39.839 C	**286,5**	15:42'49.628
15	29.594	21.779	22.391	25.734	1'39.498	283,5	15:44'29.126
16	29.695	21.868	22.264	29.030	1'42.857	280,5	15:46'11.983

10° 86 A. BADOVINI (1'39.048)

Lap	Seg. 1	Seg. 2	Seg. 3	Seg. 4	Lap Time	km/h	Local Time
		24.444	24.085	27.109		241,6	15:02'04.708
1	29.912	22.155	22.832	25.758	1'40.657	270,0	15:03'45.365
2	29.740	21.984	22.386	25.474	1'39.584	274,1	15:05'24.949
3	29.816	21.910	22.496	25.699	1'39.921	277,6	15:07'04.870
4	30.095	26.207	25.421	27.424	1'49.147	266,0	15:08'54.017
5	29.761	22.081	22.471	25.539	1'39.852	274,8	15:10'33.869
6	29.770	21.919	22.638	26.394	1'40.721 P	277,6	15:12'14.590
7	9'47.960	24.684	23.885	26.322	11'02.851 P	239,5	15:23'17.441
8	30.329	22.345	23.181	25.671	1'41.526	264,1	15:24'58.967
9	29.930	21.977	22.949	25.530	1'40.386	**279,1**	15:26'39.353
10	29.903	21.900	22.655	25.532	1'39.990	275,5	15:28'19.343
11	30.141	22.100	22.881	25.739	1'40.861 P	271,4	15:30'00.204
12	5'49.800	25.084	24.162	26.598	7'05.644 P	224,5	15:37'05.848
13	29.678	**21.674**	**22.327**	25.388	1'39.067	276,2	15:38'44.915
14	29.602	21.723	22.744	25.283	1'39.352	272,0	15:40'24.267
15	**29.546**	22.008	**22.327**	**25.167**	**1'39.048**	275,5	15:42'03.315
16	32.970	25.036	22.437	25.394	1'45.837	219,1	15:43'49.152
17	29.697	21.913	25.106	28.187	1'44.903 C	270,7	15:45'34.055

11° 36 L. MERCADO (1'39.112)

Lap	Seg. 1	Seg. 2	Seg. 3	Seg. 4	Lap Time	km/h	Local Time
		25.533	23.962	26.547		229,3	15:02'05.389
1	30.115	22.211	22.897	25.653	1'40.876	270,0	15:03'46.265
2	29.699	21.882	22.448	25.534	1'39.563	271,4	15:05'25.828
3	29.583	22.026	22.383	25.467	1'39.459	272,0	15:07'05.287
4	29.807	22.159	22.521	25.557	1'40.044	261,5	15:08'45.331
5	29.838	21.915	26.394	31.736	1'49.883	279,1	15:10'35.214
6	29.980	22.003	22.532	25.591	1'40.106	268,7	15:12'15.320
7	31.192	23.534	23.453	25.698	1'43.877 P	247,7	15:13'59.197
8	9'32.925	22.610	22.987	26.470	10'44.992 P	237,4	15:24'44.189
9	29.959	**21.742**	22.571	25.524	1'39.796	284,2	15:26'23.985
10	29.775	21.781	22.589	24.640	1'38.785 P	281,3	15:28'02.770
11	6'26.230	29.513	28.936	34.475	7'59.154 P	208,9	15:36'01.924
12	33.809	24.584	28.620	29.720	1'56.733	252,3	15:37'58.657
13	29.883	21.928	22.479	**25.297**	1'39.587	282,0	15:39'38.244
14	**29.533**	21.839	**22.357**	25.383	**1'39.112**	278,4	15:41'17.356
15	34.341	24.776	27.107	26.771	1'52.995	264,1	15:43'10.351
16	29.801	21.966	24.274	33.976	1'50.017 C	283,5	15:45'00.368
17	29.822	21.985	22.858	25.802	1'40.467	**286,5**	15:46'40.835

12° 1 S. GUINTOLI (1'39.178)

Lap	Seg. 1	Seg. 2	Seg. 3	Seg. 4	Lap Time	km/h	Local Time
		24.105	24.119	26.299		235,8	15:02'19.952
1	30.064	21.994	22.628	25.510	1'40.196	281,3	15:04'00.148
2	29.768	21.894	22.670	25.978	1'40.310	279,8	15:05'40.458
3	30.053	21.737	22.543	25.416	1'39.749	282,7	15:07'20.207
4	29.799	21.819	22.627	25.936	1'40.181	282,7	15:09'00.388
5	29.672	21.928	22.580	25.396	1'39.576	285,0	15:10'39.964
6	29.694	21.913	22.606	25.680	1'39.893	279,8	15:12'19.857
7	31.401	22.887	23.286	25.803	1'43.377 P	258,4	15:14'03.234
8	9'08.297	24.038	24.371	26.232	10'22.938 P	229,8	15:24'26.172
9	30.236	21.917	22.742	25.699	1'40.594	282,7	15:26'06.766
10	29.817	21.858	22.629	25.456	1'39.760	282,0	15:27'46.526
11	29.996	23.254	22.861	27.600	1'43.711 P	276,2	15:29'30.237
12	8'00.596	23.171	23.780	26.413	9'13.960 P	255,9	15:38'44.197
13	29.839	21.881	22.421	25.373	1'39.514	284,2	15:40'23.711
14	29.684	21.825	**22.356**	**25.313**	**1'39.178**	282,7	15:42'02.889
15	32.112	27.500	23.964	27.523	1'51.099	259,0	15:43'53.988
16	**29.668**	**21.590**	22.535	25.436	1'39.229	**286,5**	15:45'33.217

13° 11 M. REITERBERGER (1'39.218)

Lap	Seg. 1	Seg. 2	Seg. 3	Seg. 4	Lap Time	km/h	Local Time
		23.840	23.446	26.153		234,8	15:01'54.106
1	30.025	22.200	22.820	25.573	1'40.618	280,5	15:03'34.724
2	29.877	22.314	22.728	25.682	1'40.601	287,2	15:05'15.325
3	29.840	22.638	23.152	25.722	1'41.352	289,5	15:06'56.677
4	29.951	22.293	22.959	25.716	1'40.919	284,2	15:08'37.596
5	31.197	22.878	23.839	25.884	1'43.798 P	276,9	15:10'21.394
6	3'50.545	24.632	24.728	26.679	5'06.584 P	244,9	15:15'27.978
7	29.715	22.114	22.528	25.559	1'39.916	285,7	15:17'07.894
8	29.628	21.928	22.539	**25.331**	1'39.426	287,2	15:18'47.320
9	29.712	21.916	22.630	26.150	1'40.408	291,1	15:20'27.728
10	29.752	22.025	22.596	25.663	1'40.036	290,3	15:22'07.764
11	29.667	22.030	22.540	25.499	1'39.736	286,5	15:23'47.500
12	29.920	22.000	22.702	25.474	1'40.096	288,8	15:25'27.596
13	29.879	22.407	22.822	25.670	1'40.778	287,2	15:27'08.374
14	29.867	27.487	23.388	25.577	1'46.319 P	291,1	15:28'54.693
15	7'40.254	25.105	27.755	30.341	9'03.455 P	267,3	15:37'58.148
16	29.792	24.284	23.835	28.090	1'46.001	286,5	15:39'44.149
17	29.605	**21.793**	**22.415**	25.405	**1'39.218**	288,0	15:41'23.367
18	29.615	21.968	22.441	25.699	1'39.723	276,9	15:43'03.090
19	**29.535**	21.890	22.550	25.475	1'39.450	290,3	15:44'42.540
20	29.559	21.948	22.939	27.976	1'42.422	**291,9**	15:46'24.962

14° 60 M. VD MARK (1'39.405)

Lap	Seg. 1	Seg. 2	Seg. 3	Seg. 4	Lap Time	km/h	Local Time
		23.452	23.065	25.904		235,3	15:01'53.385
1	29.973	21.889	22.878	25.821	1'40.561	282,7	15:03'33.946
2	29.752	22.110	22.755	25.515	1'40.132	**289,5**	15:05'14.078
3	29.739	21.906	22.666	25.479	1'39.790	288,0	15:06'53.868
4	29.721	21.949	22.666	25.362	1'39.698	287,2	15:08'33.566
5	29.766	22.080	22.659	25.868	1'40.373	288,8	15:10'13.939
6	31.218	23.317	23.382	25.519	1'43.436 P	236,3	15:11'57.375
7	13'19.961	22.973	22.858	25.706	14'31.498 P	244,3	15:26'28.873
8	29.723	22.097	22.892	28.106	1'42.818 P	287,2	15:28'11.691
9	5'47.676	23.765	23.314	25.962	7'00.717 P	251,7	15:35'12.408
10	29.975	22.419	22.787	25.932	1'41.113	278,4	15:36'53.521
11	29.958	22.126	22.619	25.953	1'40.656	284,2	15:38'34.177
12	29.792	22.032	22.554	25.592	1'39.970	285,7	15:40'14.147
13	29.921	**21.833**	22.464	25.466	1'39.684	288,0	15:41'53.831
14	**29.685**	21.869	**22.449**	25.402	**1'39.405**	288,8	15:43'33.236
15	29.687	21.887	22.588	**25.259**	1'39.421	285,7	15:45'12.657

15° 2 L. CAMIER (1'39.496)

Lap	Seg. 1	Seg. 2	Seg. 3	Seg. 4	Lap Time	km/h	Local Time
		25.144	24.668	26.839		221,8	15:02'08.201
1	30.234	22.272	23.591	26.869	1'42.966	283,5	15:03'51.167
2	30.101	22.086	22.700	25.934	1'40.821	280,5	15:05'31.988
3	30.108	22.027	25.169	26.524	1'43.828 P	282,0	15:07'15.816
4	6'19.168	23.233	23.117	26.291	7'31.809 P	255,3	15:14'47.625
5	30.014	21.851	22.450	25.858	1'40.173	284,2	15:16'27.798
6	29.951	21.823	22.495	25.748	1'40.017	285,0	15:18'07.815
7	30.036	21.810	22.724	25.641	1'40.211	284,2	15:19'48.026
8	29.841	21.960	22.453	25.663	1'39.917	285,0	15:21'27.943
9	30.975	26.210	22.986	26.114	1'46.285 P	264,7	15:23'14.228
10	8'29.742	23.384	23.027	26.987	9'43.140 P	250,0	15:32'57.368
11	30.065	21.891	22.445	25.710	1'40.111	282,7	15:34'37.479

P = Pits In/Out - C = Lap-Time Cancelled

PIRELLI
Official Tyre Supplier
TISSOT
SWISS WATCHES SINCE 1853
Official Timekeeper

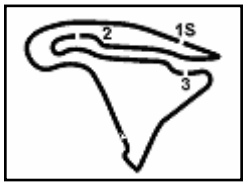

Magny-Cours 4.411 m

Magny-Cours, 2-3-4 October 2015

Superbike - Chronological Analysis Free Practice 2nd Session

12	29.978	21.758	22.480	25.579	1'39.795	285,0	15:36'17.274
13	29.957	21.735	22.481	**25.427**	1'39.600	285,0	15:37'56.874
14	29.843	21.690	**22.303**	25.660	**1'39.496**	284,2	15:39'36.370
15	30.047	23.688	22.731	25.757	1'42.223	285,7	15:41'18.593
16	29.837	**21.682**	22.375	25.881	1'39.775	285,0	15:42'58.368
17	29.804	21.924	24.365	29.330	1'45.423 C	282,0	15:44'43.791
18	**29.773**	21.881	22.358	25.616	1'39.628	**289.5**	15:46'23.419

16° 14 R. DE PUNIET (1'39.701)

Lap	Seg. 1	Seg. 2	Seg. 3	Seg. 4	Lap Time	km/h	Local Time
		26.586	26.063	28.066		208,9	15:02'09.882
1	32.039	25.796	25.310	27.862	1'51.007	251,7	15:04'00.889
2	29.929	22.190	22.682	26.360	1'41.161	266,7	15:05'42.050
3	30.255	23.869	23.974	26.494	1'44.592	271,4	15:07'26.642
4	30.988	22.528	22.832	25.991	1'42.339	267,3	15:09'08.981
5	30.192	22.931	23.468	28.370	1'44.961 P	264,7	15:10'53.942
6	4'41.719	25.819	25.176	31.594	6'04.308 P	259,0	15:16'58.250
7	30.603	23.635	27.526	27.996	1'49.760	274,1	15:18'48.010
8	29.725	22.056	22.657	**25.644**	1'40.082	272,0	15:20'28.092
9	29.879	23.998	24.899	27.110	1'45.886 P	278,4	15:22'13.978
10	9'46.335	23.720	24.183	30.908	11'05.146 P	266,0	15:33'19.124
11	29.950	22.201	22.748	26.146	1'41.045	277,6	15:35'00.169
12	30.030	24.921	23.653	26.923	1'45.527 P	**283.5**	15:36'45.696
13	2'57.413	28.105	25.152	33.824	4'24.494 P	196,4	15:41'10.190
14	29.837	22.107	22.646	25.677	1'40.267	275,5	15:42'50.457
15	**29.554**	**21.902**	**22.510**	25.735	**1'39.701**	279,1	15:44'30.158
16	30.752	22.663	27.600	27.945	1'48.960	273,4	15:46'19.118

17° 44 D. SALOM (1'39.919)

Lap	Seg. 1	Seg. 2	Seg. 3	Seg. 4	Lap Time	km/h	Local Time
		24.843	24.791	26.928		234,8	15:02'34.663
1	30.946	22.737	23.387	26.347	1'43.417	271,4	15:04'18.080
2	30.412	23.601	23.091	26.162	1'43.266	274,8	15:06'01.346
3	30.308	22.464	22.938	25.785	1'41.495	271,4	15:07'42.841
4	30.705	22.937	23.417	28.199	1'45.258 P	262,8	15:09'28.099
5	8'57.468	24.342	23.601	28.992	10'14.403 P	243,2	15:19'42.502
6	30.400	22.232	22.710	25.985	1'41.327	272,7	15:21'23.829
7	29.984	22.183	22.798	25.848	1'40.813	277,6	15:23'04.642
8	30.415	22.091	22.637	25.781	1'40.924	279,8	15:24'45.566
9	30.445	25.014	23.806	27.198	1'46.463 P	264,1	15:26'32.029
10	7'40.321	27.622	24.125	26.213	8'58.281 P	185,9	15:35'30.310
11	39.295	31.673	23.585	34.146	2'08.699	197,4	15:37'39.009
12	30.056	22.565	22.693	25.757	1'41.071	**282.0**	15:39'20.080
13	29.998	22.084	22.951	36.532	1'51.565	278,4	15:41'11.645
14	29.771	22.177	22.700	25.867	1'40.515	264,1	15:42'52.160
15	29.938	**21.924**	**22.468**	**25.589**	**1'39.919**	275,5	15:44'32.079
16	**29.761**	22.408	22.641	25.717	1'40.527	266,7	15:46'12.606

18° 19 P. SZKOPEK (1'41.105)

Lap	Seg. 1	Seg. 2	Seg. 3	Seg. 4	Lap Time	km/h	Local Time
		23.794	24.034	31.301		251,2	15:01'56.565
1	30.431	33.414	24.588	26.733	1'55.166	273,4	15:03'51.731
2	30.129	23.360	23.065	31.644	1'48.198 P	270,7	15:05'39.929
3	3'19.325	24.974	23.411	27.261	4'34.971 P	264,7	15:10'14.900
4	30.678	22.682	23.194	26.495	1'43.049	271,4	15:11'57.949
5	30.471	22.703	22.897	26.112	1'42.183	267,3	15:13'40.132
6	30.328	22.303	22.814	25.947	1'41.392	270,0	15:15'21.524
7	32.155	23.515	23.667	28.684	1'48.021 P	265,4	15:17'09.545
8	7'30.397	23.911	27.963	30.969	8'53.240 P	258,4	15:26'02.785
9	30.294	22.572	25.347	27.662	1'45.875	264,1	15:27'48.660
10	30.242	22.469	22.781	26.909	1'42.401	272,0	15:29'31.061
11	30.160	27.379	24.959	29.352	1'51.850	274,1	15:31'22.911
12	**30.079**	22.378	22.860	26.114	1'41.431	270,7	15:33'04.342
13	30.322	27.887	26.685	30.575	1'55.469 P	271,4	15:34'59.811
14	5'35.623	23.183	25.810	30.721	6'55.337 P	257,8	15:41'55.148
15	30.195	22.311	**22.769**	**25.830**	**1'41.105**	**275.5**	15:43'36.253
16	30.119	**22.279**	22.915	26.029	1'41.342	272,0	15:45'17.595

19° 40 R. RAMOS (1'41.129)

Lap	Seg. 1	Seg. 2	Seg. 3	Seg. 4	Lap Time	km/h	Local Time
		24.854	24.411	28.494		222,2	15:02'11.883
1	31.002	23.202	23.232	26.763	1'44.199	248,3	15:03'56.082
2	31.660	25.868	23.357	29.992	1'50.877	210,1	15:05'46.959
3	30.559	22.753	24.013	28.862	1'46.187 C	272,0	15:07'33.146
4	30.423	22.686	23.148	26.075	1'42.332	269,3	15:09'15.478
5	30.277	22.380	22.916	26.189	1'41.762	276,9	15:10'57.240
6	30.287	22.625	23.265	26.667	1'42.844	277,6	15:12'40.084
7	34.124	24.306	23.149	25.373	1'46.952 P	272,7	15:14'27.036
8	6'52.694	23.383	23.286	26.345	8'05.708 P	253,5	15:22'32.744
9	30.398	22.468	23.069	26.151	1'42.086	278,4	15:24'14.830
10	30.257	22.564	23.014	26.042	1'41.877	282,7	15:25'56.707
11	30.333	22.466	22.948	26.071	1'41.818	279,1	15:27'38.525
12	32.606	23.039	24.293	31.027	1'50.965 P	276,9	15:29'29.490
13	5'51.086	23.723	24.555	26.158	7'05.522 P	254,7	15:36'35.012
14	30.284	22.249	22.887	25.863	1'41.283	283,5	15:38'16.295
15	30.103	22.211	23.025	26.195	1'41.534	282,7	15:39'57.829
16	30.397	**22.181**	**22.718**	25.918	1'41.214	283,5	15:41'39.043
17	30.194	22.344	23.001	**25.818**	1'41.357	**285,7**	15:43'20.400
18	**30.073**	22.189	22.844	26.023	**1'41.129**	280,5	15:45'01.529

20° 45 G. VIZZIELLO (1'41.191)

Lap	Seg. 1	Seg. 2	Seg. 3	Seg. 4	Lap Time	km/h	Local Time
		25.773	25.559	27.417		226,9	15:02'09.410
1	30.890	23.183	23.136	26.566	1'43.775	254,7	15:03'53.185
2	30.427	22.616	22.847	26.338	1'42.228	260,9	15:05'35.413
3	30.444	22.549	22.972	26.478	1'42.443	265,4	15:07'17.856
4	40.468	28.798	28.880	30.949	2'09.095 P	172,5	15:09'26.951
5	2'25.304	28.426	33.437	39.064	4'06.231 P	235,8	15:13'33.182
6	35.864	28.168	24.993	26.626	1'55.651	194,2	15:15'28.833
7	30.441	22.712	22.848	26.402	1'42.403	266,0	15:17'11.236
8	37.327	29.171	28.687	32.429	2'07.614 P	159,8	15:19'18.850
9	9'11.565	26.561	27.388	27.247	10'32.761 P	202,2	15:29'51.611
10	30.454	22.482	23.070	26.486	1'42.492	272,0	15:31'34.103
11	35.959	31.024	29.998	34.179	2'11.160	153,6	15:33'45.263
12	30.495	23.306	25.643	26.302	1'45.746	256,5	15:35'31.009
13	39.353	30.705	24.205	35.268	2'09.531	161,4	15:37'40.540
14	30.359	22.334	22.667	26.161	1'41.521	268,7	15:39'22.061
15	30.459	24.304	26.489	27.545	1'48.797	**273.4**	15:41'10.858
16	**30.227**	**22.162**	22.657	**26.145**	**1'41.191**	267,3	15:42'52.049
17	30.377	22.258	**22.656**	26.244	1'41.535	257,8	15:44'33.584
18	37.297	25.214	22.972	27.059	1'52.542 C	155,6	15:46'26.126

21° 23 C. PONSSON (1'41.942)

Lap	Seg. 1	Seg. 2	Seg. 3	Seg. 4	Lap Time	km/h	Local Time
		24.793	25.369	31.330		256,5	15:01'59.226
1	31.574	23.319	24.727	36.649	1'56.269 C	268,7	15:03'55.495
2	30.990	23.116	23.411	26.787	1'44.304	260,2	15:05'39.799
3	30.922	22.701	23.423	26.794	1'43.840	264,7	15:07'23.639
4	30.667	22.979	23.912	26.708	1'44.266	269,3	15:09'07.905
5	30.706	22.918	23.231	26.525	1'43.380	271,4	15:10'51.285
6	33.014	26.832	26.373	28.370	1'54.589 P	243,2	15:12'45.874
7	8'26.998	26.004	29.087	26.836	9'48.925 P	235,8	15:22'34.799
8	30.627	22.845	23.581	26.485	1'43.538	272,7	15:24'18.337
9	30.724	22.801	23.142	26.172	1'42.839	266,7	15:26'01.176
10	30.684	22.643	**23.023**	26.206	1'42.556	274,1	15:27'43.732
11	30.585	22.673	23.142	26.174	1'42.574	276,2	15:29'26.306
12	32.944	24.480	24.268	26.844	1'48.536 P	245,5	15:31'14.842
13	4'35.477	25.809	24.245	26.539	5'52.070 P	230,3	15:37'06.912
14	**30.458**	22.541	23.190	26.090	1'42.279	270,0	15:38'49.191
15	34.583	27.470	28.378	29.989	2'00.420	206,9	15:40'49.611
16	30.656	22.645	23.098	**26.054**	1'42.453	268,0	15:42'32.064
17	30.468	**22.344**	23.030	26.100	**1'41.942**	**278.4**	15:44'14.006
18	30.493	22.645	23.225	26.284	1'42.647	276,9	15:45'56.653

22° 75 G. RIZMAYER (1'42.645)

Lap	Seg. 1	Seg. 2	Seg. 3	Seg. 4	Lap Time	km/h	Local Time
		27.281	25.998	33.545		231,3	15:02'10.851
1	31.586	24.102	23.821	26.690	1'46.199	272,0	15:03'57.050
2	30.634	23.076	23.522	26.829	1'44.061	266,7	15:05'41.111
3	30.670	22.849	23.266	26.573	1'43.358	269,3	15:07'24.469
4	30.536	22.873	23.563	26.747	1'43.719	263,4	15:09'08.188
5	30.595	23.147	23.282	26.567	1'43.591	267,3	15:10'51.779
6	33.059	25.712	23.455	26.671	1'48.897	244,9	15:12'40.676
7	34.286	24.127	23.380	26.034	1'47.827 P	266,0	15:14'28.503
8	6'50.143	25.239	24.452	27.221	8'07.055 P	241,6	15:22'35.558
9	30.697	22.957	23.333	26.292	1'43.279	267,3	15:24'18.837
10	30.512	22.804	23.187	26.410	1'42.913	265,4	15:26'01.750
11	30.662	22.747	23.165	26.277	1'42.851	262,8	15:27'44.601
12	30.474	22.778	23.330	**26.091**	1'42.673	268,0	15:29'27.274
13	31.685	25.232	24.118	27.914	1'48.949 P	255,3	15:31'16.223
14	4'20.464	26.248	29.164	36.366	5'52.242 P	237,4	15:37'08.465
15	30.848	22.871	23.358	26.387	1'43.464	266,7	15:38'51.929
16	31.264	27.024	29.988	30.750	1'59.026	259,0	15:40'50.955
17	30.687	22.846	23.227	26.272	1'43.032	266,7	15:42'33.987
18	**30.432**	22.747	23.350	26.203	1'42.732	273,4	15:44'16.719
19	30.487	**22.678**	**23.155**	26.325	**1'42.645**	**276.9**	15:45'59.364

P = Pits In/Out - C = Lap-Time Cancelled

PIRELLI
Official Tyre Supplier
TISSOT
SWISS WATCHES SINCE 1853
Official Timekeeper

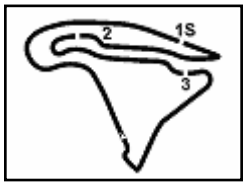

Magny-Cours 4.411 m

Magny-Cours, 2-3-4 October 2015

Superbike - Chronological Analysis Free Practice 2nd Session

23° 10 I. TOTH (1'43.953)

Lap	Seg. 1	Seg. 2	Seg. 3	Seg. 4	Lap Time	km/h	Local Time
		25.939	26.657	28.618		222.2	15:02'01.390
1	31.644	24.180	25.065	31.847	1'52.736	263.4	15:03'54.126
2	31.269	23.155	23.864	27.215	1'45.503	270.7	15:05'39.629
3	33.976	23.168	24.099	27.043	1'48.286	259.6	15:07'27.915
4	30.758	**22.988**	23.680	26.766	1'44.192	264.7	15:09'12.107
5	30.860	23.436	25.240	26.650	1'46.186	266.0	15:10'58.293
6	**30.754**	22.989	**23.570**	**26.640**	**1'43.953**	259.6	15:12'42.246
7	34.057	23.552	23.875	26.086	1'47.570 P	260.2	15:14'29.816
8	6'53.394	24.736	24.632	27.457	8'10.219 P	237.4	15:22'40.035
9	31.267	24.608	24.470	27.073	1'47.418	**274.1**	15:24'27.453
10	32.454	23.348	26.869	27.363	1'50.034	252.3	15:26'17.487

24° 48 A. PHILLIS (1'44.655)

Lap	Seg. 1	Seg. 2	Seg. 3	Seg. 4	Lap Time	km/h	Local Time
		25.840	25.390	27.795		237.4	15:02'10.138
1	31.130	23.771	23.909	26.848	1'45.658	261.5	15:03'55.796
2	31.080	23.568	23.657	27.252	1'45.557	261.5	15:05'41.353
3	**31.026**	23.381	23.724	26.831	1'44.962	253.5	15:07'26.315
4	31.396	23.187	**23.626**	26.446	**1'44.655**	252.3	15:09'10.970
5	31.421	23.727	27.126	32.552	1'54.826 P	255.9	15:11'05.796
6	5'39.693	25.771	24.788	27.732	6'57.984 P	228.8	15:18'03.780
7	31.434	23.711	24.026	**26.404**	1'45.575	253.5	15:19'49.355
8	31.290	24.252	24.058	26.651	1'46.251	254.7	15:21'35.606
9	31.366	**23.159**	23.770	26.677	1'44.972	261.5	15:23'20.578
10	31.304	23.545	32.502	40.890	2'08.241	254.1	15:25'28.819
11	31.252	23.336	23.658	26.706	1'44.952	264.7	15:27'13.771
12	31.408	23.367	24.005	26.535	1'45.315	262.1	15:28'59.086
13	31.518	23.542	27.681	27.802	1'50.543 P	251.7	15:30'49.629
14	5'20.597	25.388	24.576	26.685	6'37.246 P	184.3	15:37'26.875
15	31.764	23.995	24.036	26.631	1'46.426	**265.4**	15:39'13.301
16	31.389	23.797	24.072	26.562	1'45.820	249.4	15:40'59.121
17	31.352	23.477	23.760	26.514	1'45.103	251.7	15:42'44.224
18	31.363	23.477	23.948	26.494	1'45.282	256.5	15:44'29.506
19	31.347	23.333	24.048	26.528	1'45.256	254.1	15:46'14.762

P = Pits In/Out - C = Lap-Time Cancelled

PIRELLI
Official Tyre Supplier

TISSOT
SWISS WATCHES SINCE 1853
Official Timekeeper