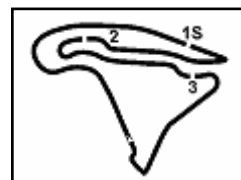


Magny-Cours 4.411 m

Magny-Cours, 2-3-4 October 2015

Superbike - Free Practices Combined Results

No.	Rider	Nat	Team	Bike	FP 1	FP 2	FP 3	Time	Gap	Laps
1	65 J. REA	GBR	Kawasaki Racing Team	Kawasaki ZX-10R	1'38.772	1'37.750	1'37.965	1'37.750		56
2	7 C. DAVIES	GBR	Aruba.it Racing-Ducati SBK Team	Ducati Panigale R	1'38.956	1'38.044	1'37.938	1'37.938	0.188	54
3	91 L. HASLAM	GBR	Aprilia Racing Team - Red Devils	Aprilia RSV4 RF	1'38.801	1'38.330	1'38.008	1'38.008	0.258	54
4	66 T. SYKES	GBR	Kawasaki Racing Team	Kawasaki ZX-10R	1'38.755	1'38.073	1'38.014	1'38.014	0.264	57
5	81 J. TORRES	ESP	Aprilia Racing Team - Red Devils	Aprilia RSV4 RF	1'40.350	1'38.824	1'38.344	1'38.344	0.594	63
6	22 A. LOWES	GBR	VOLTCOM Crescent Suzuki	Suzuki GSX-R1000	1'39.172	1'38.390	1'38.436	1'38.390	0.640	50
7	59 N. CANEPA	ITA	Althea Racing	Ducati Panigale R	1'39.348	1'38.496	1'38.742	1'38.496	0.746	45
8	86 A. BADOVINI	ITA	BMW Motorrad Italia SBK Team	BMW S1000 RR	1'39.374	1'39.048	1'38.538	1'38.538	0.788	51
9	1 S. GUINTOLI	FRA	PATA Honda World Superbike Team	Honda CBR1000RR SP	1'39.160	1'39.178	1'38.747	1'38.747	0.997	44
10	11 M. REITERBERGER	GER	VanZon Remeha BMW	BMW S1000 RR	1'40.391	1'39.218	1'38.751	1'38.751	1.001	57
11	99 L. SCASSA	ITA	Aruba.it Racing-Ducati SBK Team	Ducati Panigale R	1'40.039	1'39.039	1'38.766	1'38.766	1.016	53
12	15 M. BAIOTTO	ITA	Althea Racing	Ducati Panigale R	1'39.959	1'38.905	1'40.140	1'38.905	1.155	50
13	36 L. MERCADO	ARG	BARNI Racing Team	Ducati Panigale R	1'40.704	1'39.112	1'39.307	1'39.112	1.362	49
14	2 L. CAMIER	GBR	MV Agusta Reparto Corse	MV Agusta F4 RR	1'41.077	1'39.496	1'39.137	1'39.137	1.387	44
15	60 M. VD MARK	NED	PATA Honda World Superbike Team	Honda CBR1000RR SP	1'39.957	1'39.405	1'39.512	1'39.405	1.655	39
16	14 R. DE PUNIET	FRA	VOLTCOM Crescent Suzuki	Suzuki GSX-R1000	1'40.753	1'39.701	1'39.918	1'39.701	1.951	46
17	44 D. SALOM	ESP	Team Pedercini	Kawasaki ZX-10R	1'46.490	1'39.919	1'39.738	1'39.738	1.988	33
18	40 R. RAMOS	ESP	Team Go Eleven	Kawasaki ZX-10R	1'42.212	1'41.129	1'40.243	1'40.243	2.493	56
19	19 P. SZKOPEK	POL	Szkopek POLand Position	Yamaha YZF R1	1'43.320	1'41.105	1'41.030	1'41.030	3.280	48
20	45 G. VIZZIELLO	ITA	Grillini SBK Team	Kawasaki ZX-10R	1'41.582	1'41.191	1'41.410	1'41.191	3.441	50
21	23 C. PONSSON	FRA	Team Pedercini	Kawasaki ZX-10R		1'41.942	1'41.249	1'41.249	3.499	37
22	75 G. RIZMAYER	HUN	BMW Team Toth	BMW S1000 RR	1'43.613	1'42.645	1'41.961	1'41.961	4.211	55
23	48 A. PHILLIS	AUS	Grillini SBK Team	Kawasaki ZX-10R	1'46.050	1'44.655	1'42.823	1'42.823	5.073	52
24	10 I. TOTH	HUN	BMW Team Toth	BMW S1000 RR	1'45.197	1'43.953		1'43.953	6.203	28



Magny-Cours, 2-3-4 October 2015

Superbike - Results Free Practice 3rd Session

No.	Rider	Nat	Team	Bike	Time	Gap	Rel.	Laps	Speed	
									Avg	Max
1	7 C. DAVIES	GBR	Aruba.it Racing-Ducati SBK Team	Ducati Panigale R	1'37.938			17	162,139	290,3
2	65 J. REA	GBR	Kawasaki Racing Team	Kawasaki ZX-10R	1'37.965	0.027	0.027	21	162,095	291,9
3	91 L. HASLAM	GBR	Aprilia Racing Team - Red Devils	Aprilia RSV4 RF	1'38.008	0.070	0.043	18	162,024	291,1
4	66 T. SYKES	GBR	Kawasaki Racing Team	Kawasaki ZX-10R	1'38.014	0.076	0.006	19	162,014	290,3
5	81 J. TORRES	ESP	Aprilia Racing Team - Red Devils	Aprilia RSV4 RF	1'38.344	0.406	0.330	21	161,470	288,0
6	22 A. LOWES	GBR	VOLTCOM Crescent Suzuki	Suzuki GSX-R1000	1'38.436	0.498	0.092	21	161,319	289,5
7	86 A. BADOVINI	ITA	BMW Motorrad Italia SBK Team	BMW S1000 RR	1'38.538	0.600	0.102	17	161,152	282,7
8	59 N. CANEPA	ITA	Althea Racing	Ducati Panigale R	1'38.742	0.804	0.204	17	160,819	285,0
9	1 S. GUINTOLI	FRA	PATA Honda World Superbike Team	Honda CBR1000RR SP	1'38.747	0.809	0.005	13	160,811	287,2
10	11 M. REITERBERGER	GER	VanZon Remeha BMW	BMW S1000 RR	1'38.751	0.813	0.004	20	160,804	290,3
11	99 L. SCASSA	ITA	Aruba.it Racing-Ducati SBK Team	Ducati Panigale R	1'38.766	0.828	0.015	21	160,780	284,2
12	2 L. CAMIER	GBR	MV Agusta Reparto Corse	MV Agusta F4 RR	1'39.137	1.199	0.371	15	160,178	283,5
13	36 L. MERCADO	ARG	BARNI Racing Team	Ducati Panigale R	1'39.307	1.369	0.170	15	159,904	283,5
14	60 M. VD MARK	NED	PATA Honda World Superbike Team	Honda CBR1000RR SP	1'39.512	1.574	0.205	7	159,575	288,8
15	44 D. SALOM	ESP	Team Pedercini	Kawasaki ZX-10R	1'39.738	1.800	0.226	15	159,213	284,2
16	14 R. DE PUNIET	FRA	VOLTCOM Crescent Suzuki	Suzuki GSX-R1000	1'39.918	1.980	0.180	13	158,926	281,3
17	15 M. BAIOTTO	ITA	Althea Racing	Ducati Panigale R	1'40.140	2.202	0.222	14	158,574	282,7
18	40 R. RAMOS	ESP	Team Go Eleven	Kawasaki ZX-10R	1'40.243	2.305	0.103	20	158,411	281,3
19	19 P. SZKOPEK	POL	Szkopek POLand Position	Yamaha YZF R1	1'41.030	3.092	0.787	18	157,177	276,2
20	23 C. PONSSON	FRA	Team Pedercini	Kawasaki ZX-10R	1'41.249	3.311	0.219	19	156,837	278,4
21	45 G. VIZZIELLO	ITA	Grillini SBK Team	Kawasaki ZX-10R	1'41.410	3.472	0.161	14	156,588	269,3
22	75 G. RIZMAYER	HUN	BMW Team Toth	BMW S1000 RR	1'41.961	4.023	0.551	19	155,742	277,6
23	48 A. PHILLIS	AUS	Grillini SBK Team	Kawasaki ZX-10R	1'42.823	4.885	0.862	17	154,436	266,0

 Qualifying Lap Time (107% of 1'37.938): **1'44.795**

AIR	Humidity:	75%	Temp:	15°C
TRACK	Condition:	Dry	Temp:	18°C

Lap Record:	2013 T.Sykes	1'37.932	162,150	Km/h
Best Lap:	2014 T.Sykes	1'36.366	164,780	Km/h

 Start
03/10/2015 09:45

 End
10:32

The results are provisional until the end of the time limit for protests and appeals and the completion of the technical checks.

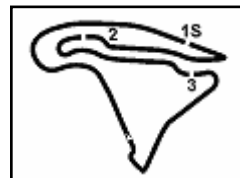
FCR PERGGIA TIMING



Official Tyre Supplier



Official Timekeeper



Magny-Cours, 2-3-4 October 2015

Superbike - Results Free Practice 3rd Session

Session Highlights

09.45.12		Start
10.10.30	Salom	On the Gravel - Re-Joined - Turn 15
10.27.08	Mercado	Crashed - Rider OK - Turn 2
10.27.53	Mercado	Entered Pits
10.28.29	Baiocco	Crashed - Rider OK - Turn 13
10.28.46	Baiocco	Re-joined
10.32.42		End Of Session

Fastest Laps Sequence

No.	Rider	Nat	Team	Bike	Local Time	Time	Gap	Avg
65	J. REA	GBR	Kawasaki Racing Team	Kawasaki ZX-10R	09:48'30.630	1'38.933		160,509
7	C. DAVIES	GBR	Aruba.it Racing-Ducati SBK Team	Ducati Panigale R	09:49'33.702	1'38.885	-0.048	160,587
65	J. REA	GBR	Kawasaki Racing Team	Kawasaki ZX-10R	09:50'09.250	1'38.620	-0.265	161,018
7	C. DAVIES	GBR	Aruba.it Racing-Ducati SBK Team	Ducati Panigale R	09:51'12.196	1'38.494	-0.126	161,224
66	T. SYKES	GBR	Kawasaki Racing Team	Kawasaki ZX-10R	09:51'26.523	1'38.414	-0.080	161,355
66	T. SYKES	GBR	Kawasaki Racing Team	Kawasaki ZX-10R	09:53'04.537	1'38.014	-0.400	162,014
65	J. REA	GBR	Kawasaki Racing Team	Kawasaki ZX-10R	10:01'36.616	1'37.993	-0.021	162,048
65	J. REA	GBR	Kawasaki Racing Team	Kawasaki ZX-10R	10:03'14.581	1'37.965	-0.028	162,095
7	C. DAVIES	GBR	Aruba.it Racing-Ducati SBK Team	Ducati Panigale R	10:30'15.298	1'37.938	-0.027	162,139

 Start
03/10/2015 09:45

 End
10:32

The results are provisional until the end of the time limit for protests and appeals and the completion of the technical checks.

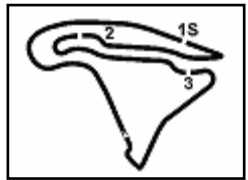
FCR PERIODIC TIMING



Official Tyre Supplier



Official Timekeeper



Magny-Cours, 2-3-4 October 2015

Superbike - Best Sector & Speed Free Practice 3rd Session

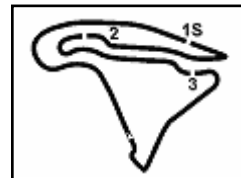
Magny-Cours 4.411 m

Best Lap		
1	7 C. DAVIES	Ducati Panigale R 1'37.938
2	65 J. REA	Kawasaki ZX-10R 1'37.965
3	91 L. HASLAM	Aprilia RSV4 RF 1'38.008
4	66 T. SYKES	Kawasaki ZX-10R 1'38.014
5	81 J. TORRES	Aprilia RSV4 RF 1'38.344
6	22 A. LOWES	Suzuki GSX-R1000 1'38.436
7	86 A. BADOVINI	BMW S1000 RR 1'38.538
8	59 N. CANEPA	Ducati Panigale R 1'38.742
9	1 S. GUINTOLI	Honda CBR1000RR SP 1'38.747
10	11 M. REITERBERGER	BMW S1000 RR 1'38.751
11	99 L. SCASSA	Ducati Panigale R 1'38.766
12	2 L. CAMIER	MV Augusta F4 RR 1'39.137
13	36 L. MERCADO	Ducati Panigale R 1'39.307
14	60 M. VD MARK	Honda CBR1000RR SP 1'39.512
15	44 D. SALOM	Kawasaki ZX-10R 1'39.738
16	14 R. DE PUNIET	Suzuki GSX-R1000 1'39.918
17	15 M. BAIOTTO	Ducati Panigale R 1'40.140
18	40 R. RAMOS	Kawasaki ZX-10R 1'40.243
19	19 P. SZKOPEK	Yamaha YZF R1 1'41.030
20	23 C. PONSSON	Kawasaki ZX-10R 1'41.249
21	45 G. VIZZIELLO	Kawasaki ZX-10R 1'41.410
22	75 G. RIZMAYER	BMW S1000 RR 1'41.961
23	48 A. PHILLIS	Kawasaki ZX-10R 1'42.823

Top Speeds		
1	65 J. REA	Kawasaki ZX-10R 291.9
2	91 L. HASLAM	Aprilia RSV4 RF 291.1
3	66 T. SYKES	Kawasaki ZX-10R 290.3
4	11 M. REITERBERGER	BMW S1000 RR 290.3
5	7 C. DAVIES	Ducati Panigale R 290.3
6	22 A. LOWES	Suzuki GSX-R1000 289.5
7	60 M. VD MARK	Honda CBR1000RR SP 288.8
8	81 J. TORRES	Aprilia RSV4 RF 288.0
9	1 S. GUINTOLI	Honda CBR1000RR SP 287.2
10	59 N. CANEPA	Ducati Panigale R 285.0
11	99 L. SCASSA	Ducati Panigale R 284.2
12	44 D. SALOM	Kawasaki ZX-10R 284.2
13	2 L. CAMIER	MV Augusta F4 RR 283.5
14	36 L. MERCADO	Ducati Panigale R 283.5
15	86 A. BADOVINI	BMW S1000 RR 282.7
16	15 M. BAIOTTO	Ducati Panigale R 282.7
17	40 R. RAMOS	Kawasaki ZX-10R 281.3
18	14 R. DE PUNIET	Suzuki GSX-R1000 281.3
19	23 C. PONSSON	Kawasaki ZX-10R 278.4
20	75 G. RIZMAYER	BMW S1000 RR 277.6
21	19 P. SZKOPEK	Yamaha YZF R1 276.2
22	45 G. VIZZIELLO	Kawasaki ZX-10R 269.3
23	48 A. PHILLIS	Kawasaki ZX-10R 266.0

Seg. 1		Seg. 2		Seg. 3		Seg. 4	
1	81 J. TORRES 29.218	1	7 C. DAVIES 21.163	1	81 J. TORRES 22.071	1	91 L. HASLAM 24.856
2	66 T. SYKES 29.280	2	66 T. SYKES 21.250	2	66 T. SYKES 22.133	2	22 A. LOWES 24.892
3	65 J. REA 29.306	3	65 J. REA 21.337	3	7 C. DAVIES 22.172	3	66 T. SYKES 24.893
4	91 L. HASLAM 29.419	4	91 L. HASLAM 21.338	4	65 J. REA 22.176	4	7 C. DAVIES 24.958
5	22 A. LOWES 29.427	5	1 S. GUINTOLI 21.425	5	59 N. CANEPA 22.227	5	65 J. REA 25.021
6	11 M. REITERBERGE 29.444	6	2 L. CAMIER 21.465	6	2 L. CAMIER 22.242	6	86 A. BADOVINI 25.073
7	59 N. CANEPA 29.503	7	86 A. BADOVINI 21.484	7	91 L. HASLAM 22.252	7	81 J. TORRES 25.164
8	1 S. GUINTOLI 29.524	8	59 N. CANEPA 21.568	8	99 L. SCASSA 22.258	8	11 M. REITERBERGE 25.199
9	86 A. BADOVINI 29.543	9	99 L. SCASSA 21.580	9	86 A. BADOVINI 22.269	9	59 N. CANEPA 25.278
10	99 L. SCASSA 29.556	10	22 A. LOWES 21.610	10	22 A. LOWES 22.337	10	1 S. GUINTOLI 25.303
11	7 C. DAVIES 29.606	11	11 M. REITERBERGE 21.629	11	11 M. REITERBERGE 22.340	11	99 L. SCASSA 25.341
12	36 L. MERCADO 29.610	12	60 M. VD MARK 21.709	12	36 L. MERCADO 22.370	12	36 L. MERCADO 25.343
13	60 M. VD MARK 29.680	13	36 L. MERCADO 21.739	13	1 S. GUINTOLI 22.464	13	44 D. SALOM 25.344
14	44 D. SALOM 29.699	14	81 J. TORRES 21.739	14	15 M. BAIOTTO 22.487	14	2 L. CAMIER 25.366
15	14 R. DE PUNIET 29.790	15	44 D. SALOM 21.793	15	44 D. SALOM 22.547	15	60 M. VD MARK 25.407
16	15 M. BAIOTTO 29.878	16	15 M. BAIOTTO 21.933	16	60 M. VD MARK 22.551	16	14 R. DE PUNIET 25.537
17	40 R. RAMOS 29.893	17	14 R. DE PUNIET 21.974	17	40 R. RAMOS 22.553	17	15 M. BAIOTTO 25.574
18	2 L. CAMIER 29.915	18	40 R. RAMOS 21.978	18	14 R. DE PUNIET 22.617	18	40 R. RAMOS 25.612
19	19 P. SZKOPEK 29.953	19	19 P. SZKOPEK 22.034	19	19 P. SZKOPEK 22.802	19	23 C. PONSSON 25.760
20	23 C. PONSSON 30.218	20	23 C. PONSSON 22.175	20	45 G. VIZZIELLO 22.823	20	19 P. SZKOPEK 25.838
21	45 G. VIZZIELLO 30.315	21	45 G. VIZZIELLO 22.213	21	23 C. PONSSON 22.951	21	75 G. RIZMAYER 25.889
22	75 G. RIZMAYER 30.355	22	75 G. RIZMAYER 22.371	22	75 G. RIZMAYER 23.242	22	48 A. PHILLIS 25.913
23	48 A. PHILLIS 30.566	23	48 A. PHILLIS 22.617	23	48 A. PHILLIS 23.454	23	45 G. VIZZIELLO 25.985

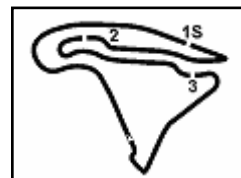




Magny-Cours, 2-3-4 October 2015

Superbike - Ideal Times Free Practice 3rd Session

No.	Rider	Nat	Bike	Seg. 1	Seg. 2	Seg. 3	Seg. 4	Ideal Time	Lap Time	Pos.	Diff.
1	66 T. SYKES	GBR	Kawasaki ZX-10R	29.280	21.250	22.133	24.893	1'37.556	1'38.014	4	0.458
2	65 J. REA	GBR	Kawasaki ZX-10R	29.306	21.337	22.176	25.021	1'37.840	1'37.965	2	0.125
3	91 L. HASLAM	GBR	Aprilia RSV4 RF	29.419	21.338	22.252	24.856	1'37.865	1'38.008	3	0.143
4	7 C. DAVIES	GBR	Ducati Panigale R	29.606	21.163	22.172	24.958	1'37.899	1'37.938	1	0.039
5	81 J. TORRES	ESP	Aprilia RSV4 RF	29.218	21.739	22.071	25.164	1'38.192	1'38.344	5	0.152
6	22 A. LOWES	GBR	Suzuki GSX-R1000	29.427	21.610	22.337	24.892	1'38.266	1'38.436	6	0.170
7	86 A. BADOVINI	ITA	BMW S1000 RR	29.543	21.484	22.269	25.073	1'38.369	1'38.538	7	0.169
8	59 N. CANEPA	ITA	Ducati Panigale R	29.503	21.568	22.227	25.278	1'38.576	1'38.742	8	0.166
9	11 M. REITERBERGER	GER	BMW S1000 RR	29.444	21.629	22.340	25.199	1'38.612	1'38.751	10	0.139
10	1 S. GUINTOLI	FRA	Honda CBR1000RR SP	29.524	21.425	22.464	25.303	1'38.716	1'38.747	9	0.031
11	99 L. SCASSA	ITA	Ducati Panigale R	29.556	21.580	22.258	25.341	1'38.735	1'38.766	11	0.031
12	2 L. CAMIER	GBR	MV Agusta F4 RR	29.915	21.465	22.242	25.366	1'38.988	1'39.137	12	0.149
13	36 L. MERCADO	ARG	Ducati Panigale R	29.610	21.739	22.370	25.343	1'39.062	1'39.307	13	0.245
14	60 M. VD MARK	NED	Honda CBR1000RR SP	29.680	21.709	22.551	25.407	1'39.347	1'39.512	14	0.165
15	44 D. SALOM	ESP	Kawasaki ZX-10R	29.699	21.793	22.547	25.344	1'39.383	1'39.738	15	0.355
16	15 M. BAIOTTO	ITA	Ducati Panigale R	29.878	21.933	22.487	25.574	1'39.872	1'40.140	17	0.268
17	14 R. DE PUNIET	FRA	Suzuki GSX-R1000	29.790	21.974	22.617	25.537	1'39.918	1'39.918	16	0.000
18	40 R. RAMOS	ESP	Kawasaki ZX-10R	29.893	21.978	22.553	25.612	1'40.036	1'40.243	18	0.207
19	19 P. SZKOPEK	POL	Yamaha YZF R1	29.953	22.034	22.802	25.838	1'40.627	1'41.030	19	0.403
20	23 C. PONSSON	FRA	Kawasaki ZX-10R	30.218	22.175	22.951	25.760	1'41.104	1'41.249	20	0.145
21	45 G. VIZZIELLO	ITA	Kawasaki ZX-10R	30.315	22.213	22.823	25.985	1'41.336	1'41.410	21	0.074
22	75 G. RIZMAYER	HUN	BMW S1000 RR	30.355	22.371	23.242	25.889	1'41.857	1'41.961	22	0.104
23	48 A. PHILLIS	AUS	Kawasaki ZX-10R	30.566	22.617	23.454	25.913	1'42.550	1'42.823	23	0.273
Overall Ideal Time				29.218	21.163	22.071	24.856	1'37.308			



Magny-Cours, 2-3-4 October 2015
Superbike - Chronological Analysis Free Practice 3rd Session

Magny-Cours 4.411 m

1° 7 C. DAVIES (1'37.938)

Lap	Seq. 1	Seq. 2	Seq. 3	Seq. 4	Lap Time	km/h	Local Time
1	29.654	23.943	23.472	26.233	214.7	9:47'54.817	
2	29.784	21.666	22.404	25.161	1'38.885	9:49'33.702	
3	29.862	21.349	22.312	25.150	1'38.673	9:52'50.869	
4	29.700	21.470	22.245	25.197	1'38.612	9:54'29.481	
5	29.606	21.528	22.188	25.138	1'38.460	9:56'07.941	
6	29.653	21.472	22.298	25.145	1'38.568	9:57'46.509	
7	29.636	21.367	22.297	25.221	1'38.521	9:59'25.030	
8	29.620	22.183	22.680	25.268	1'39.751	10:01'04.781	
9	29.772	21.574	22.438	25.418	1'39.202	10:02'43.983	
10	29.711	21.688	22.763	25.178	1'39.340	10:04'23.323	
11	29.686	21.566	22.392	25.220	1'38.864	10:06'02.187	
12	33.459	23.615	24.280	27.089	1'48.443 P	10:07'50.630	
13	14'39.050	23.000	23.400	26.400	15'51.850 P	10:23'42.480	
14	29.736	21.553	22.261	24.995	1'38.545	10:25'21.025	
15	29.633	21.326	22.333	24.958	1'38.250	10:26'59.275	
16	29.651	21.286	22.186	24.962	1'38.085	10:28'37.360	
17	29.632	21.163	22.172	24.971	1'37.938	10:30'15.298	

2° 65 J. REA (1'37.965)

Lap	Seq. 1	Seq. 2	Seq. 3	Seq. 4	Lap Time	km/h	Local Time
1	29.686	22.234	23.155	26.114	270.7	9:46'51.697	
2	29.466	21.639	22.373	25.235	1'38.933	9:48'30.630	
3	29.457	21.555	22.454	25.145	1'38.620	9:50'09.250	
4	29.397	21.650	22.310	25.106	1'38.523	9:51'47.773	
5	29.397	21.442	22.347	25.104	1'38.290	9:53'26.063	
6	29.483	21.380	22.207	25.082	1'38.152	9:55'04.215	
7	29.364	21.483	22.234	25.030	1'38.111	9:56'42.326	
8	29.380	21.402	22.176	25.122	1'38.080	9:58'20.406	
9	29.396	21.454	22.320	25.047	1'38.217	9:59'58.623	
9	29.384	21.337	22.243	25.029	1'37.993	10:01'36.616	
10	29.334	21.385	22.218	25.028	1'37.965	10:03'14.581	
11	29.306	21.371	22.398	25.147	1'38.222	10:04'52.803	
12	29.395	21.716	22.352	25.021	1'38.484	10:06'31.287	
13	29.442	21.751	22.352	25.114	1'38.659	10:08'09.946	
14	29.434	21.452	22.440	25.607	1'38.933	10:09'48.879	
15	29.456	21.563	22.351	25.068	1'38.438	10:11'27.317	
16	29.590	21.465	22.276	25.235	1'38.566	10:13'05.883	
17	29.579	21.602	22.462	25.123	1'38.766	10:14'44.649	
18	29.510	21.522	22.414	25.108	1'38.554	10:16'23.203	
19	31.432	22.252	23.060	25.806	1'42.550 P	10:18'05.753	
20	9'14.552	22.877	22.958	25.510	10'25.897 P	10:28'31.650	
21	29.812	21.824	22.468	25.258	1'39.362	10:30'11.012	

3° 91 L. HASLAM (1'38.008)

Lap	Seq. 1	Seq. 2	Seq. 3	Seq. 4	Lap Time	km/h	Local Time
1	33.402	23.636	23.365	26.065	241.1	9:46'55.145	
2	29.868	23.339	22.987	25.818	1'45.546	9:48'40.691	
3	29.847	22.029	22.750	25.524	1'40.171	9:50'20.862	
4	29.770	21.760	22.672	25.187	1'39.466	9:52'00.328	
5	29.770	28.400	26.478	26.167	1'50.815	9:53'51.143	
5	29.678	21.648	22.625	25.225	1'39.176	9:55'30.319	
6	29.668	21.535	22.757	25.154	1'39.114	9:57'09.433	
7	30.489	23.020	23.689	26.277	1'43.475 P	9:58'52.908	
8	9'47.116	22.682	23.491	25.733	10'59.022 P	10:09'51.930	
9	29.735	21.861	22.501	25.253	1'39.350	10:11'31.280	
10	29.666	21.488	22.582	25.178	1'38.914	10:13'10.194	
11	29.748	21.485	22.568	25.829	1'39.630	10:14'49.824	
12	31.041	22.135	23.058	26.359	1'42.593 P	10:16'32.417	
13	5'16.787	22.477	22.985	25.896	6'28.145 P	10:23'00.562	
14	29.428	21.408	22.320	24.867	1'38.023	10:24'38.585	
15	29.473	21.494	22.406	24.996	1'38.369	10:26'16.954	
16	29.419	21.341	22.356	24.895	1'38.011	10:27'54.965	
17	31.039	23.735	24.002	26.568	1'45.344	10:29'40.309	
18	29.562	21.338	22.252	24.856	1'38.008	10:31'18.317	

4° 66 T. SYKES (1'38.014)

Lap	Seq. 1	Seq. 2	Seq. 3	Seq. 4	Lap Time	km/h	Local Time
1	30.030	24.562	23.688	30.776	190.8	9:48'07.140	
2	29.542	22.004	22.883	26.052	1'40.969	9:49'48.109	
3	29.478	21.496	22.291	25.085	1'38.414	9:51'26.523	
4	29.478	21.456	22.133	24.947	1'38.014	9:53'04.537	
5	29.413	21.382	22.327	24.893	1'38.015	9:54'42.552	
5	29.280	21.413	22.548	25.251	1'38.492	9:56'21.044	
6	29.633	21.250	22.230	25.041	1'38.154	9:57'59.198	

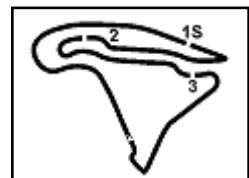
7	30.018	22.465	23.068	25.791	1'41.342 P	270.7	9:59'40.540
8	4'11.804	22.474	23.133	26.453	5'23.864 P	277.6	10:05'04.404
9	29.707	21.448	22.250	24.939	1'38.344	286.5	10:06'42.748
10	29.525	21.500	22.135	24.931	1'38.091	288.0	10:08'20.839
11	29.599	21.311	22.375	24.975	1'38.260	288.8	10:09'59.099
12	29.543	21.475	22.312	25.026	1'38.356	290.3	10:11'37.455
13	30.552	22.332	23.398	25.545	1'41.827 P	269.3	10:13'19.282
14	7'48.566	22.664	23.164	27.432	9'01.826 P	254.1	10:22'21.108
15	30.094	21.961	22.942	25.430	1'40.427	280.5	10:24'01.535
16	29.699	21.960	22.942	27.475	2'03.184	286.5	10:26'04.719
17	29.770	21.558	22.557	25.312	1'39.197	285.7	10:27'43.916
18	30.179	21.685	23.221	25.613	1'40.698	283.5	10:29'24.614
19	29.701	21.513	22.461	25.104	1'38.779	288.0	10:31'03.393

5° 81 J. TORRES (1'38.344)

Lap	Seq. 1	Seq. 2	Seq. 3	Seq. 4	Lap Time	km/h	Local Time
1	31.269	23.856	23.560	27.983	240.5	9:47'08.629	
2	29.659	23.126	23.493	26.416	1'44.304	259.0	9:48'52.933
3	29.534	22.109	23.064	26.471	1'41.303	268.0	9:50'34.236
4	29.624	22.002	22.333	25.698	1'39.567	279.8	9:52'13.803
5	29.292	21.997	22.329	26.080	1'40.030	288.0	9:53'53.833
6	29.292	22.034	22.320	25.785	1'39.431	276.9	9:55'33.264
7	29.357	22.800	22.286	25.596	1'39.039	285.7	9:57'12.303
8	29.310	23.123	22.675	26.065	1'41.173	282.0	9:58'53.476
9	29.447	21.892	22.248	25.464	1'39.051	282.7	10:00'32.527
10	29.428	21.821	22.252	25.389	1'38.890	287.2	10:02'11.417
11	29.356	21.775	22.388	25.402	1'38.921	286.5	10:03'50.338
12	29.404	21.766	22.242	25.499	1'38.911	285.7	10:05'29.249
13	29.369	22.158	23.169	26.790	1'41.486 P	286.5	10:07'10.735
14	6'58.523	27.037	23.508	26.306	8'15.374 P	254.7	10:15'26.109
15	29.511	21.826	22.097	25.299	1'38.733	279.1	10:17'04.842
16	29.220	21.889	22.071	25.164	1'38.344	281.3	10:18'43.186
17	29.218	21.773	22.232	25.260	1'38.483	285.7	10:20'21.669
18	31.173	29.597	22.658	25.798	1'49.226	211.8	10:22'10.895
19	32.601	22.684	23.001	26.674	1'44.960	270.7	10:23'55.855
20	29.288	21.739	22.077	25.427	1'38.531	284.2	10:25'34.386
21	29.473	21.861	22.297	26.093	1'39.724 P	288.0	10:27'14.110
22	1'43.219	21.956	22.327	25.626	2'53.128 P	276.2	10:30'07.238

6° 22 A. LOWES (1'38.436)

Lap	Seq. 1	Seq. 2	Seq. 3	Seq. 4	Lap Time	km/h	Local Time
1	30.462	24.774	24.095	26.492	219.1	9:47'32.463	
2	30.037	22.437	23.302	25.880	1'42.081	266.0	9:49'14.544
3	29.742	22.034	22.911	25.564	1'40.546	278.4	9:50'55.090
4	29.552	21.818	22.780	25.462	1'39.802	286.5	9:52'34.892
5	29.552	22.061	22.701	25.565	1'39.879	277.6	9:54'14.771
6	41.084	26.482	22.673	25.503	1'55.742	195.7	9:56'10.513
7	29.613	21.866	22.764	25.241	1'39.484	275.5	9:57'49.997
8	29.488	21.722	22.445	25.397	1'39.052	284.2	9:59'29.049
9	29.427	21.784	22.455	25.122	1'38.788	288.0	10:01'07.837
10	29.600	21.613	22.409	25.262	1'38.884	281.3	10:02'46.721
11	31.063	23.338	26.590	29.094	1'50.085 P	252.9	10:04'36.806
12	6'09.082	23.674	27.224	25.954	7'25.934 P	272.7	10:12'02.740
13	30.024	22.026	22.989	25.419	1'40.458	274.1	10:13'43.198
14	29.870	21.884	22.794	25.410	1'39.958	276.2	10:15'23.156
15	34.631	22.355	22.851	25.252	1'45.089	266.7	10:17'08.245
16	29.698	21.725	22.717	25.160	1'39.300	285.0	10:18'47.545
17	29.781	21.815	24.286	27.784	1'43.666 P	284.2	10:20'31.211
18	3'15.515	23.508	24.322				



Magny-Cours, 2-3-4 October 2015

Superbike - Chronological Analysis Free Practice 3rd Session

Magny-Cours 4.411 m

13	30.518	23.941	25.159	25.645	1'45.263 P	266.7	10:23'00.882
14	2'18.271	27.641	27.014	27.631	3'40.557 P	213.4	10:26'41.439
15	29.682	21.514	22.269	25.073	1'38.538	279.1	10:28'19.977
16	29.543	21.530	22.413	25.335	1'38.821	277.6	10:29'58.798
17	29.677	21.484	22.500	25.329	1'38.990	280.5	10:31'37.788

8° 59 N. CANEPA (1'38.742)

Lap	Seq. 1	Seq. 2	Seq. 3	Seq. 4	Lap Time	km/h	Local Time
1	29.836	23.036	23.007	25.868	1'40.127	277.6	9:48'53.558
2	29.744	22.141	22.460	25.690	1'40.127	277.6	9:48'33.685
3	29.841	21.766	22.500	25.700	1'39.710	280.5	9:50'13.395
4	29.766	23.744	25.280	28.856	1'47.721	280.5	9:52'01.116
5	29.766	21.949	22.632	25.658	1'40.005	276.2	9:53'41.121
6	29.955	23.560	23.807	26.192	1'43.514 P	278.4	9:55'24.635
7	5'12.063	27.791	23.184	35.214	6'38.252 P	266.0	10:02'02.887
8	29.774	21.991	22.620	25.548	1'39.933	279.1	10:03'42.820
9	29.503	21.793	22.313	25.403	1'39.012	281.3	10:05'21.832
10	29.558	23.201	32.529	26.002	1'51.290 C	278.4	10:07'13.122
11	6'03.250	31.430	26.731	29.120	7'30.531 P	179.4	10:14'43.653
12	29.578	22.721	22.365	25.478	1'40.142	281.3	10:16'23.795
13	29.568	21.630	22.227	25.416	1'38.841	283.5	10:18'02.636
14	29.651	23.580	28.241	25.969	1'47.441 P	280.5	10:19'50.077
15	3'56.904	24.822	24.758	26.770	5'13.254 P	186.2	10:25'03.331
16	29.505	22.255	23.483	27.123	1'42.366	285.0	10:26'45.697
17	29.588	21.568	22.308	25.278	1'38.742	283.5	10:28'24.439
18	30.241	25.099	22.352	25.537	1'43.229	274.8	10:30'07.668

9° 1 S. GUINTOLI (1'38.747)

Lap	Seq. 1	Seq. 2	Seq. 3	Seq. 4	Lap Time	km/h	Local Time
1	29.935	23.998	23.917	26.926	1'40.419	278.4	9:47'13.942
2	30.534	21.976	22.771	25.737	1'40.419	278.4	9:48'54.361
3	29.742	22.316	23.188	25.867	1'41.905	266.0	9:50'36.266
4	29.600	21.915	22.498	25.346	1'39.501	266.7	9:52'15.767
5	29.600	21.604	22.532	25.469	1'39.205	285.0	9:53'54.972
6	29.616	21.688	22.464	25.503	1'39.271	287.2	9:55'34.243
7	29.605	21.678	22.508	25.459	1'39.250	283.5	9:57'13.493
8	29.524	22.315	23.908	28.064	1'43.811 P	282.7	9:58'57.304
9	19'33.858	26.624	25.241	29.651	20'55.374 P	225.0	10:19'52.678
10	30.144	21.734	22.741	25.603	1'40.222	280.5	10:21'32.900
11	30.092	22.059	22.711	25.270	1'40.132 P	284.2	10:23'13.032
12	2'47.535	22.431	23.072	28.628	4'01.666 P	266.7	10:27'14.698
13	29.871	21.527	22.543	25.419	1'39.360	284.2	10:28'54.058
14	29.544	21.425	22.475	25.303	1'38.747	286.5	10:30'32.805

10° 11 M. REITERBERGER (1'38.751)

Lap	Seq. 1	Seq. 2	Seq. 3	Seq. 4	Lap Time	km/h	Local Time
1	29.733	25.272	23.615	26.353	1'39.561	281.3	9:46'52.269
2	29.515	21.940	22.529	25.359	1'39.561	281.3	9:48'31.830
3	29.515	22.997	24.248	25.707	1'42.467 C	287.2	9:50'14.297
4	29.648	21.961	22.496	25.242	1'39.347	281.3	9:51'53.644
5	29.485	21.794	22.526	25.284	1'39.089	289.5	9:53'32.733
6	29.487	21.713	22.462	25.375	1'39.037	290.3	9:55'11.770
7	29.608	21.821	22.451	25.213	1'39.093	288.0	9:56'50.863
8	29.647	22.454	22.695	26.231	1'41.027 P	281.3	9:58'31.890
9	4'54.575	25.146	23.521	26.030	6'09.272 P	257.1	10:04'41.162
10	31.100	22.396	22.675	25.484	1'41.655	277.6	10:06'22.817
11	29.649	21.781	22.380	25.207	1'39.017	290.3	10:08'01.834
12	29.450	21.673	22.343	25.285	1'38.751	288.8	10:09'40.585
13	29.619	21.629	22.340	25.214	1'38.802	289.5	10:11'19.387
14	30.880	25.433	25.640	25.497	1'47.450	258.4	10:13'06.837
15	29.444	21.814	22.497	28.119	1'41.874 P	287.2	10:14'48.711
16	6'11.374	24.531	23.278	25.648	7'24.831 P	247.1	10:22'13.542
17	35.715	24.801	22.719	25.571	1'48.806	206.5	10:24'02.348
18	29.644	21.767	23.418	25.665	1'40.494	286.5	10:25'42.842
19	29.585	21.631	22.360	25.264	1'38.840	290.3	10:27'21.682
20	29.811	22.073	22.506	25.601	1'39.991	290.3	10:29'01.673
21	29.521	21.686	22.351	25.199	1'38.757	289.5	10:30'40.430

11° 99 L. SCASSA (1'38.766)

Lap	Seq. 1	Seq. 2	Seq. 3	Seq. 4	Lap Time	km/h	Local Time
1	31.252	24.428	23.735	26.904	1'42.691	220.9	9:47'18.957
2	30.035	22.595	22.912	25.932	1'40.772	270.0	9:49'01.648
3	29.746	22.250	22.742	25.745	1'40.772	276.9	9:50'42.420
4	29.897	22.132	22.671	26.422	1'40.971	272.7	9:52'23.391
5	29.887	22.751	22.810	25.822	1'41.280	251.7	9:54'04.671
6	29.887	22.122	22.659	25.764	1'40.432	274.8	9:55'45.103
7	29.769	22.190	22.551	25.601	1'40.111	279.8	9:57'25.214
8	29.784	22.302	22.551	25.688	1'40.325	276.2	9:59'05.539

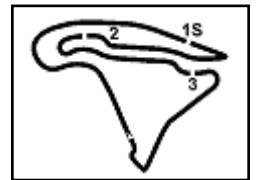
8	29.913	21.990	22.712	25.659	1'40.274	281.3	10:00'45.813
9	30.006	21.832	22.596	25.577	1'40.011	280.5	10:02'25.824
10	29.777	21.873	22.474	30.448	1'44.572	282.7	10:04'10.396
11	30.120	21.759	22.628	25.669	1'40.176	282.0	10:05'50.572
12	31.281	24.859	25.516	29.489	1'51.145 P	259.0	10:07'41.717
13	5'44.514	23.607	23.952	27.466	6'59.539 P	263.4	10:14'41.256
14	29.927	21.892	22.436	25.509	1'39.764	279.8	10:16'21.020
15	29.657	21.789	22.450	25.511	1'39.407	279.8	10:18'00.427
16	29.692	21.626	22.421	25.368	1'39.107	284.2	10:19'39.534
17	29.850	21.751	22.404	24.985	1'38.990 P	282.7	10:21'18.524
18	3'26.920	23.579	23.453	27.706	4'41.658 P	260.2	10:26'00.182
19	29.587	21.580	22.258	25.341	1'38.766	282.0	10:27'38.948
20	29.556	21.580	22.396	27.885	1'41.417	282.7	10:29'20.365
21	29.723	21.651	22.388	29.276	1'43.038	282.7	10:31'03.403

12° 2 L. CAMIER (1'39.137)

Lap	Seq. 1	Seq. 2	Seq. 3	Seq. 4	Lap Time	km/h	Local Time
1	30.700	25.412	25.453	27.657	1'46.535	222.2	9:47'05.611
2	30.589	26.594	23.283	25.958	1'46.535	254.7	9:48'52.146
3	30.312	21.863	22.792	26.678	1'42.668	266.0	9:50'34.814
4	30.131	21.863	22.792	25.629	1'40.596	280.5	9:52'15.410
5	7'22.197	21.981	22.686	25.344	1'40.142 P	272.7	9:53'55.552
6	30.155	23.676	23.576	26.288	8'35.737 P	246.6	10:02'31.289
7	30.062	21.820	22.581	25.535	1'40.091	282.0	10:04'11.380
8	30.271	21.672	22.423	25.400	1'39.557	282.7	10:05'50.937
9	7'43.279	22.882	23.119	26.013	1'42.285 P	278.4	10:07'33.222
10	29.908	22.994	23.099	26.270	8'55.642 P	265.4	10:16'28.864
11	29.968	21.674	22.645	25.631	1'39.930	280.5	10:18'08.794
12	4'21.128	21.608	22.726	25.271	1'39.573 P	282.7	10:19'48.367
13	29.936	23.288	24.405	25.608	5'34.429 P	269.3	10:25'22.796
14	29.921	21.494	22.242	25.510	1'39.182	282.0	10:27'01.978
15	29.915	21.516	22.418	27.023	1'40.872	283.5	10:30'21.987

13° 36 L. MERCADO (1'39.307)

Lap	Seq. 1	Seq. 2	Seq. 3	Seq. 4	Lap Time	km/h	Local Time
1	31.389	26.969	26.939	30.730	1'47.193	214.3	9:47'08.470
2	30.015	26.028	23.544	26.232	1'47.193	250.6	9:48'55.663
3	29.861	22.375	23.641	29.103	1'45.134	270.7	9:50'40.797
4	30.321	22.098	23.052	25.848	1'40.859	276.9	9:52'21.656
5	30.321	21.963	22.713	25.810	1'40.807	276.2	9:54'02.463
6	29.750	21.815	22.742	25.604	1'39.911	283.5	9:55'42.374
7	32.917	23.961	23.178	25.575	1'45.631 P	246.6	9:57'28.005
8	4'03.950	25.400	22.997	25.691	5'18.038 P	254.1	10:02'46.043
9	29.725	21.739	22.509	25.473	1'39.446	282.0	10:04'25.489
10	29.751	21.796	22.458	25.361	1'39.366	279.1	10:06'04.855
11	29.784	21.851	22.405	25.695	1'39.735	279.8	10:07'44.590
12	41.713	32.225	28.295	25.914	2'08.147	131.7	10:09'52.737
13	29.676	21.918	22.370	25.343	1'39.307	276.9	10:11'32.044
14	29.610	22.057	22.884	25.463	1'40.014	279.1	10:13'12.058
15	30.152	22.800	27.367	28.107	1'48.426 P	271.4	10:15'00.484
16	9'39.612	34.295	43.222	43.240	11'40.369 P	243.8	10:26'40.853



Magny-Cours 4.411 m

Magny-Cours, 2-3-4 October 2015

Superbike - Chronological Analysis Free Practice 3rd Session

12	30.170	22.243	22.547	25.549	1'40.509	271.4	10:25'36.793
13	29.850	21.793	22.984	25.696	1'40.323	273.4	10:27'17.116
14	30.083	21.983	22.665	25.493	1'40.224	277.6	10:28'57.340
15	33.892	30.051	25.177	38.064	2'07.184	160.0	10:31'04.524

16° 14 R. DE PUNIET (1'39.918)

Lap	Seq. 1	Seq. 2	Seq. 3	Seq. 4	Lap Time	km/h	Local Time
		27.367	27.162	29.885	195.3	9:47'18.094	
1	32.417	23.440	24.853	33.512	1'54.222 P	233.3	9:49'12.316
2	3'48.485	26.712	24.707	26.836	5'06.740 P	220.9	9:54'19.056
3	30.849	22.533	26.504	29.682	1'49.568	271.4	9:56'08.624
4	30.156	22.416	23.489	26.189	1'42.250	279.1	9:57'50.874
5	31.557	24.700	25.143	29.392	1'50.792 P	233.3	9:59'41.666
6	7'00.065	25.770	25.253	29.470	8'20.558 P	226.4	10:08'02.224
7	5'09.137	36.383	29.863	35.652	6'51.035 P	248.3	10:14'53.259
8	4'13.083	25.168	24.024	27.190	5'29.465 P	225.9	10:20'22.724
9	30.350	22.589	23.220	25.409	1'41.568 P	274.8	10:22'04.292
10	2'56.895	24.560	24.585	27.655	4'13.695 P	256.5	10:26'17.987
11	30.221	22.251	24.568	43.024	2'00.064	281.3	10:28'18.051
12	30.120	22.147	22.938	26.629	1'41.834	276.2	10:29'59.885
13	29.790	21.974	22.617	25.537	1'39.918	281.3	10:31'39.803

17° 15 M. BAIOTTO (1'40.140)

Lap	Seq. 1	Seq. 2	Seq. 3	Seq. 4	Lap Time	km/h	Local Time
		26.523	25.295	27.277	209.3	9:47'50.091	
1	30.887	22.452	23.851	27.573	1'44.763	278.4	9:49'34.854
2	30.355	22.354	22.931	26.080	1'41.720	277.6	9:51'16.574
3	30.363	22.133	22.882	25.856	1'41.234	278.4	9:52'57.808
4	30.238	26.390	23.972	27.567	1'48.167 P	282.0	9:54'45.975
5	10'55.442	23.212	24.442	26.120	12'09.216 P	266.7	10:06'55.191
6	30.405	22.120	22.700	25.781	1'41.006	280.5	10:08'36.197
7	30.191	21.933	22.681	25.628	1'40.433 P	282.0	10:10'16.630
8	2'36.697	24.693	25.345	26.714	3'53.449 P	250.6	10:14'10.079
9	30.119	21.960	22.487	25.574	1'40.140	277.6	10:15'50.219
10	29.981	23.154	39.954	39.944	2'13.033	281.3	10:18'03.252
11	30.052	22.195	28.389	26.930	1'47.566 P	281.3	10:19'50.818
12	3'05.061	23.866	25.735	26.303	4'20.965 P	248.3	10:24'11.783
13	29.944	37.608	43.492	37.598	2'28.642	276.9	10:26'40.425
14	29.878	22.169			2'35.216 P	282.7	10:29'15.641

18° 40 R. RAMOS (1'40.243)

Lap	Seq. 1	Seq. 2	Seq. 3	Seq. 4	Lap Time	km/h	Local Time
		25.361	24.783	28.075	238.9	9:47'07.286	
1	30.734	23.257	23.561	26.212	1'43.764	246.6	9:48'51.050
2	30.393	22.842	23.176	31.240	1'47.651	255.3	9:50'38.701
3	32.709	22.316	22.993	26.385	1'44.403	265.4	9:52'23.104
4	30.240	23.228	24.026	34.553	1'52.047	246.0	9:54'15.151
5	31.433	22.257	22.979	25.735	1'42.404	278.4	9:55'57.555
6	30.280	22.526	22.853	25.945	1'41.604	276.9	9:57'39.159
7	30.461	22.397	23.916	25.853	1'42.627 P	276.2	9:59'21.786
8	4'48.596	24.702	23.687	26.027	6'03.012 P	270.0	10:05'24.798
9	30.032	22.460	22.917	25.805	1'41.214	271.4	10:07'06.012
10	32.655	22.158	22.882	25.718	1'43.413	278.4	10:08'49.425
11	30.113	22.135	22.750	25.814	1'40.812	281.3	10:10'30.237
12	30.101	22.209	22.721	25.685	1'40.716	278.4	10:12'10.953
13	30.093	21.978	22.774	25.759	1'40.604	280.5	10:13'51.557
14	30.823	25.508	23.139	25.896	1'45.366 P	273.4	10:15'36.923
15	4'17.596	24.085	24.596	32.941	5'39.218 P	264.1	10:21'16.141
16	30.263	23.894	23.616	28.238	1'46.011	262.8	10:23'02.152
17	29.993	22.151	22.770	25.612	1'40.526	278.4	10:24'42.678
18	29.893	26.016	24.962	38.137	1'59.008	281.3	10:26'41.686
19	29.977	22.047	22.553	25.666	1'40.243	277.6	10:28'21.929
20	33.321	23.095	24.210	25.696	1'46.322	275.5	10:30'08.251

19° 19 P. SZKOPEK (1'41.030)

Lap	Seq. 1	Seq. 2	Seq. 3	Seq. 4	Lap Time	km/h	Local Time
		24.608	24.017	26.545	235.3	9:46'57.170	
1	30.372	22.652	23.070	26.012	1'42.106	266.7	9:48'39.276
2	30.280	22.552	23.450	25.859	1'42.141	272.7	9:50'21.417
3	29.953	22.034	23.100	25.943	1'41.030	273.4	9:52'02.447
4	30.517	24.959	27.218	26.521	1'49.215	271.4	9:53'51.662
5	30.127	22.220	23.042	29.291	1'44.680 P	272.0	9:55'36.342
6	6'44.854	29.467	26.863	26.420	8'07.604 P	247.1	10:03'43.946
7	30.168	22.572	26.365	26.781	1'45.886	272.0	10:05'29.832
8	30.027	22.445	23.004	25.992	1'41.468	274.1	10:07'11.300
9	30.017	22.363	22.802	26.021	1'41.203	273.4	10:08'52.503
10	30.127	24.634	27.100	41.330	2'03.191	270.0	10:10'55.694
11	30.360	22.320	22.843	25.948	1'41.471	266.7	10:12'37.165

12	39.253	24.065	25.169	30.638	1'59.125 P	203.4	10:14'36.290
13	6'23.386	25.193	23.986	26.700	7'39.265 P	254.7	10:22'15.555
14	30.896	23.523	26.514	27.185	1'48.118	266.7	10:24'03.673
15	30.008	27.155	27.003	30.080	1'54.246	276.2	10:25'57.919
16	32.192	22.281	25.927	26.784	1'47.184	256.5	10:27'45.103
17	30.298	22.273	22.840	25.838	1'41.249	264.7	10:29'26.352
18	30.062	22.220	23.025	25.989	1'41.296	266.7	10:31'07.648

20° 23 C. PONSSON (1'41.249)

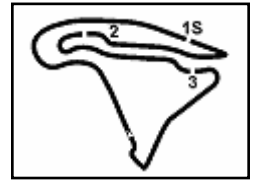
Lap	Seq. 1	Seq. 2	Seq. 3	Seq. 4	Lap Time	km/h	Local Time
		25.602	26.064	30.495	219.5	9:47'08.890	
1	31.487	23.408	23.764	26.480	1'45.139	252.9	9:48'54.029
2	30.793	23.028	23.342	26.412	1'43.575	265.4	9:50'37.604
3	30.497	23.445	23.377	26.499	1'43.818	261.5	9:52'21.422
4	30.710	22.617	23.255	25.961	1'42.543	262.8	9:54'03.965
5	30.535	22.731	23.177	26.161	1'42.604	272.7	9:55'46.569
6	33.328	24.145	25.062	27.173	1'49.708 P	248.8	9:57'36.277
7	5'50.637	25.000	24.070	26.391	7'06.098 P	242.7	10:04'42.373
8	30.503	22.521	23.119	26.045	1'42.188	270.7	10:06'24.565
9	30.552	22.393	23.180	26.106	1'42.231	275.5	10:08'06.794
10	30.414	22.357	23.075	26.070	1'41.916	276.9	10:09'48.710
11	30.306	22.334	23.091	26.075	1'41.806	275.5	10:11'30.516
12	30.665	22.372	23.264	26.137	1'42.438	268.0	10:13'12.954
13	30.502	22.216	23.148	26.183	1'42.409	278.4	10:14'55.003
14	32.524	23.880	24.290	26.011	1'46.705 P	257.8	10:16'41.708
15	5'50.790	26.334	24.320	33.568	7'15.012 P	240.5	10:23'56.720
16	30.831	22.261	23.741	26.060	1'42.893	276.2	10:25'39.613
17	30.450	22.317	22.951	25.850	1'41.568	276.2	10:27'21.181
18	30.518	22.175	22.967	25.920	1'41.580	274.1	10:29'02.761
19	30.218	22.259	23.012	25.760	1'41.249	272.7	10:30'44.010

21° 45 G. VIZZIELLO (1'41.410)

Lap	Seq. 1	Seq. 2	Seq. 3	Seq. 4	Lap Time	km/h	Local Time
		26.111	26.616	28.282	211.8	9:47'06.173	
1	30.784	23.298	23.358	26.375	1'43.815	242.2	9:48'49.988
2	31.064	22.988	23.592	27.027	1'44.671	255.9	9:50'34.659
3	30.766	24.221	26.472	26.653	1'48.112 C	242.7	9:52'22.771
4	30.450	23.099	23.570	34.529	1'51.648 P	247.7	9:54'14.419
5	4'20.512	30.632	28.135	27.132	5'46.411 P	187.8	10:00'00.830
6	30.853	22.637	24.020	43.694	2'01.204	267.3	10:02'02.034
7	30.734	23.529	29.958	31.279	1'55.500 P	267.3	10:03'57.534
8	11'19.630	23.084	23.509	26.094	12'32.317 C	250.6	10:16'29.851
9	30.389	22.213	22.823	25.985	1'41.410	269.3	10:18'11.261
10	46.957	34.671	25.685	37.859	2'25.172 P	122.2	10:20'36.433
11	2'33.471	33.374	33.322	26.710	4'06.877 P	238.4	10:24'43.310
12	30.460	30.932	28.901	28.677	1'58.970	268.0	10:26'42.280
13	30.315	22.347	27.258	30.208	1'50.128	262.8	10:28'32.408
14	30.749	22.291	22.944	26.058	1'42.042	268.7	10:30'14.450

22° 75 G. RIZMAYER (1'41.961)

Lap	Seq. 1	Seq. 2	Seq. 3	Seq. 4	Lap Time	km/h	Local Time
		26.170	25.330	34.966	218.2	9:47'08.035	
1	31.546	23.192	24.023	26.713	1'45.474	258.4	9:48'53.509
2</							



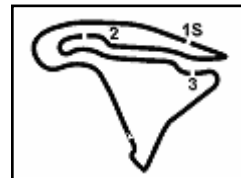
Magny-Cours 4.411 m

Magny-Cours, 2-3-4 October 2015
Superbike - Chronological Analysis Free Practice 3rd Session

4	30.677	22.929	23.703	27.905	1'45.214	261.5	9:54'07.558
5	30.961	23.473	23.880	26.863	1'45.177	253.5	9:55'52.735
6	31.016	23.324	23.964	26.372	1'44.676	255.3	9:57'37.411
7	31.125	23.264	23.972	26.905	1'45.266	255.9	9:59'22.677
8	31.195	22.769	23.764	25.913	1'43.641	261.5	10:01'06.318
9	32.225	24.820	25.362	26.652	1'49.059 P	243.2	10:02'55.377
10	12'22.613	23.457	23.976	26.604	13'36.650 P	254.7	10:16'32.027
11	30.566	22.617	23.544	26.096	1'42.823	262.1	10:18'14.850
12	31.036	22.912	23.854	26.273	1'44.075	266.0	10:19'58.925
13	41.220	26.773	26.244	33.676	2'07.913	155.4	10:22'06.838
14	31.485	23.029	23.668	26.934	1'45.116	262.8	10:23'51.954
15	37.104	22.927	24.386	26.267	1'50.684	264.1	10:25'42.638
16	31.015	22.871	23.454	26.046	1'43.386	264.1	10:27'26.024
17	31.061	23.232	23.897	26.158	1'44.348 P	262.1	10:29'10.372

P = Pits In/Out - C = Lap-Time Cancelled




Magny-Cours, 2-3-4 October 2015
Superbike - Superpoles Entry List
Superpole 1

No.	Rider	Nat	Team	Bike	Time
11	99 L. SCASSA	ITA	Aruba.it Racing-Ducati SBK Team	Ducati Panigale R	1'38.766
12	15 M. BAIOTTO	ITA	Althea Racing	Ducati Panigale R	1'38.905
13	36 L. MERCADO	ARG	BARNI Racing Team	Ducati Panigale R	1'39.112
14	2 L. CAMIER	GBR	MV Agusta Reparto Corse	MV Agusta F4 RR	1'39.137
15	60 M. VD MARK	NED	PATA Honda World Superbike Team	Honda CBR1000RR SP	1'39.405
16	14 R. DE PUNIET	FRA	VOLTCOM Crescent Suzuki	Suzuki GSX-R1000	1'39.701
17	44 D. SALOM	ESP	Team Pedercini	Kawasaki ZX-10R	1'39.738
18	40 R. RAMOS	ESP	Team Go Eleven	Kawasaki ZX-10R	1'40.243
19	19 P. SZKOPEK	POL	Szkopek POLand Position	Yamaha YZF R1	1'41.030
20	45 G. VIZZIELLO	ITA	Grillini SBK Team	Kawasaki ZX-10R	1'41.191

Superpole 2

No.	Rider	Nat	Team	Bike	Time
1	65 J. REA	GBR	Kawasaki Racing Team	Kawasaki ZX-10R	1'37.750
2	7 C. DAVIES	GBR	Aruba.it Racing-Ducati SBK Team	Ducati Panigale R	1'37.938
3	91 L. HASLAM	GBR	Aprilia Racing Team - Red Devils	Aprilia RSV4 RF	1'38.008
4	66 T. SYKES	GBR	Kawasaki Racing Team	Kawasaki ZX-10R	1'38.014
5	81 J. TORRES	ESP	Aprilia Racing Team - Red Devils	Aprilia RSV4 RF	1'38.344
6	22 A. LOWES	GBR	VOLTCOM Crescent Suzuki	Suzuki GSX-R1000	1'38.390
7	59 N. CANEPA	ITA	Althea Racing	Ducati Panigale R	1'38.496
8	86 A. BADOVINI	ITA	BMW Motorrad Italia SBK Team	BMW S1000 RR	1'38.538
9	1 S. GUINTOLI	FRA	PATA Honda World Superbike Team	Honda CBR1000RR SP	1'38.747
10	11 M. REITERBERGER	GER	VanZon Remeha BMW	BMW S1000 RR	1'38.751
	*				
	*				

* These positions are assigned to the 1st and 2nd rider classified in Superpole 1