

Magny-Cours 4.411 m

**1 / 2**
**Magny-Cours, 2-3-4 October 2015**  
**Superbike - Results Superpole 1**

No.	Rider	Nat	Team	Bike	Time	Gap	Rel.	Laps	Speed	
									Avg	Max
1*	99 L. SCASSA	ITA	Aruba.it Racing-Ducati SBK Team	Ducati Panigale R	<b>1'58.131</b>			7	134,424	<b>252,3</b>
2*	2 L. CAMIER	GBR	MV Agusta Reparto Corse	MV Agusta F4 RR	<b>1'58.760</b>	0.629	0.629	7	133,712	<b>260,2</b>
3	15 M. BAIOTTO	ITA	Althea Racing	Ducati Panigale R	<b>1'59.117</b>	0.986	0.357	6	133,311	<b>239,5</b>
4	36 L. MERCADO	ARG	BARNI Racing Team	Ducati Panigale R	<b>1'59.446</b>	1.315	0.329	7	132,944	<b>251,2</b>
5	60 M. VD MARK	NED	PATA Honda World Superbike Team	Honda CBR1000RR SP	<b>2'00.528</b>	2.397	1.082	6	131,750	<b>255,9</b>
6	19 P. SZKOPEK	POL	Szkopek POLand Position	Yamaha YZF R1	<b>2'02.809</b>	4.678	2.281	6	129,303	<b>247,1</b>
7	45 G. VIZZIELLO	ITA	Grillini SBK Team	Kawasaki ZX-10R	<b>2'03.982</b>	5.851	1.173	5	128,080	<b>229,3</b>
8	40 R. RAMOS	ESP	Team Go Eleven	Kawasaki ZX-10R	<b>2'04.796</b>	6.665	0.814	5	127,244	<b>227,4</b>
9	14 R. DE PUNIET	FRA	VOLTCOM Crescent Suzuki	Suzuki GSX-R1000	<b>2'06.621</b>	8.490	1.825	2	125,410	<b>198,9</b>
10	44 D. SALOM	ESP	Team Pedercini	Kawasaki ZX-10R				0		

\* Qualified to Superpole 2

AIR	Humidity:	88%	Temp:	14°C
TRACK	Condition:	Wet	Temp:	19°C

Lap Record:	2013 T.Sykes	1'37.932	162,150	Km/h
Best Lap:	2014 T.Sykes	1'36.366	164,780	Km/h

 Start 15:00  
 End 15:17

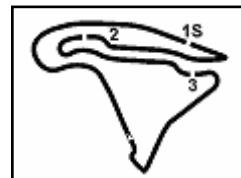
The results are provisional until the end of the time limit for protests and appeals and the completion of the technical checks.

**PIRELLI PERIODIC TUNING**


Official Tyre Supplier



Official Timekeeper



# Magny-Cours, 2-3-4 October 2015

## Superbike - Results Superpole 1

### Session Highlights

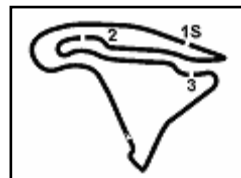
15.00.13		Start
15.07.37	de Puniet	Crashed - Rider OK - Turn 3
15.09.16	de Puniet	Entered Pits
15.17.22		End Of Session

### Fastest Laps Sequence

No.	Rider	Nat	Team	Bike	Local Time	Time	Gap	Avg
2	L. CAMIER	GBR	MV Agusta Reparto Corse	MV Agusta F4 RR	15:04'26.881	<b>2'06.633</b>		125,399
99	L. SCASSA	ITA	Aruba.it Racing-Ducati SBK Team	Ducati Panigale R	15:04'27.921	<b>2'06.625</b>	-0.008	125,407
60	M. VD MARK	NED	PATA Honda World Superbike Team	Honda CBR1000RR SP	15:04'33.786	<b>2'06.182</b>	-0.443	125,847
2	L. CAMIER	GBR	MV Agusta Reparto Corse	MV Agusta F4 RR	15:06'29.999	<b>2'03.118</b>	-3.064	128,979
2	L. CAMIER	GBR	MV Agusta Reparto Corse	MV Agusta F4 RR	15:08'31.191	<b>2'01.192</b>	-1.926	131,028
2	L. CAMIER	GBR	MV Agusta Reparto Corse	MV Agusta F4 RR	15:10'32.019	<b>2'00.828</b>	-0.364	131,423
99	L. SCASSA	ITA	Aruba.it Racing-Ducati SBK Team	Ducati Panigale R	15:10'32.626	<b>2'00.078</b>	-0.750	132,244
99	L. SCASSA	ITA	Aruba.it Racing-Ducati SBK Team	Ducati Panigale R	15:12'32.560	<b>1'59.934</b>	-0.144	132,403
2	L. CAMIER	GBR	MV Agusta Reparto Corse	MV Agusta F4 RR	15:14'35.537	<b>1'59.909</b>	-0.025	132,430
15	M. BAIOTTO	ITA	Althea Racing	Ducati Panigale R	15:15'26.769	<b>1'59.117</b>	-0.792	133,311
99	L. SCASSA	ITA	Aruba.it Racing-Ducati SBK Team	Ducati Panigale R	15:16'30.861	<b>1'58.131</b>	-0.986	134,424

03/10/2015 Start 15:00 End 15:17

The results are provisional until the end of the time limit for protests and appeals and the completion of the technical checks.



Magny-Cours 4.411 m

**Magny-Cours, 2-3-4 October 2015**  
**Superbike - Best Sector & Speed Superpole 1**
**Best Lap**

1	99 L. SCASSA	Ducati Panigale R	1'58.131
2	2 L. CAMIER	MV Agusta F4 RR	1'58.760
3	15 M. BAIOTTO	Ducati Panigale R	1'59.117
4	36 L. MERCADO	Ducati Panigale R	1'59.446
5	60 M. VD MARK	Honda CBR1000RR SP	2'00.528
6	19 P. SZKOPEK	Yamaha YZF R1	2'02.809
7	45 G. VIZZIELLO	Kawasaki ZX-10R	2'03.982
8	40 R. RAMOS	Kawasaki ZX-10R	2'04.796
9	14 R. DE PUNIET	Suzuki GSX-R1000	2'06.621
10	44 D. SALOM	Kawasaki ZX-10R	

**Top Speeds**

1	2 L. CAMIER	MV Agusta F4 RR	260.2
2	60 M. VD MARK	Honda CBR1000RR SP	255.9
3	99 L. SCASSA	Ducati Panigale R	252.3
4	36 L. MERCADO	Ducati Panigale R	251.2
5	19 P. SZKOPEK	Yamaha YZF R1	247.1
6	15 M. BAIOTTO	Ducati Panigale R	239.5
7	45 G. VIZZIELLO	Kawasaki ZX-10R	229.3
8	40 R. RAMOS	Kawasaki ZX-10R	227.4
9	14 R. DE PUNIET	Suzuki GSX-R1000	198.9

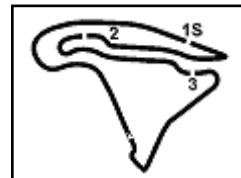
**Seg. 1**
**Seg. 2**
**Seg. 3**
**Seg. 4**

1	99 L. SCASSA	34.885
2	15 M. BAIOTTO	34.947
3	2 L. CAMIER	35.096
4	36 L. MERCADO	35.214
5	60 M. VD MARK	35.379
6	19 P. SZKOPEK	35.727
7	40 R. RAMOS	36.838
8	45 G. VIZZIELLO	36.849
9	14 R. DE PUNIET	37.252

1	99 L. SCASSA	25.817
2	2 L. CAMIER	26.194
3	15 M. BAIOTTO	26.286
4	36 L. MERCADO	26.567
5	60 M. VD MARK	26.652
6	19 P. SZKOPEK	27.160
7	45 G. VIZZIELLO	27.210
8	40 R. RAMOS	27.565
9	14 R. DE PUNIET	28.258

1	99 L. SCASSA	27.418
2	15 M. BAIOTTO	27.584
3	2 L. CAMIER	27.623
4	36 L. MERCADO	27.777
5	60 M. VD MARK	28.273
6	45 G. VIZZIELLO	28.314
7	19 P. SZKOPEK	28.500
8	14 R. DE PUNIET	28.711
9	40 R. RAMOS	29.102

1	2 L. CAMIER	29.847
2	36 L. MERCADO	29.888
3	99 L. SCASSA	30.011
4	60 M. VD MARK	30.204
5	15 M. BAIOTTO	30.300
6	40 R. RAMOS	31.291
7	19 P. SZKOPEK	31.422
8	45 G. VIZZIELLO	31.609
9	14 R. DE PUNIET	32.400

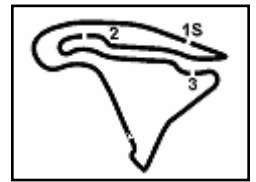


Magny-Cours 4.411 m

**Magny-Cours, 2-3-4 October 2015**  
**Superbike - Ideal Times Superpole 1**

No. Rider	Nat	Bike	Seg. 1	Seg. 2	Seg. 3	Seg. 4	Ideal Time	Lap Time	Pos.	Diff.
1	<b>99 L. SCASSA</b>	ITA Ducati Panigale R	<b>34.885</b>	<b>25.817</b>	<b>27.418</b>	30.011	<b>1'58.131</b>	1'58.131	2	0.000
2	<b>2 L. CAMIER</b>	GBR MV Agusta F4 RR	35.096	26.194	27.623	<b>29.847</b>	<b>1'58.760</b>	1'58.760	3	0.000
3	<b>15 M. BAIOTTO</b>	ITA Ducati Panigale R	34.947	26.286	27.584	30.300	<b>1'59.117</b>	1'59.117	4	0.000
4	<b>36 L. MERCADO</b>	ARG Ducati Panigale R	35.214	26.567	27.777	29.888	<b>1'59.446</b>	1'59.446	5	0.000
5	<b>60 M. VD MARK</b>	NED Honda CBR1000RR SP	35.379	26.652	28.273	30.204	<b>2'00.508</b>	2'00.528	6	0.020
6	<b>19 P. SZKOPEK</b>	POL Yamaha YZF R1	35.727	27.160	28.500	31.422	<b>2'02.809</b>	2'02.809	7	0.000
7	<b>45 G. VIZZIELLO</b>	ITA Kawasaki ZX-10R	36.849	27.210	28.314	31.609	<b>2'03.982</b>	2'03.982	8	0.000
8	<b>40 R. RAMOS</b>	ESP Kawasaki ZX-10R	36.838	27.565	29.102	31.291	<b>2'04.796</b>	2'04.796	9	0.000
9	<b>14 R. DE PUNIET</b>	FRA Suzuki GSX-R1000	37.252	28.258	28.711	32.400	<b>2'06.621</b>	2'06.621	10	0.000
<b>Overall Ideal Time</b>			<b>34.885</b>	<b>25.817</b>	<b>27.418</b>	<b>29.847</b>	<b>1'57.967</b>			





**Magny-Cours, 2-3-4 October 2015**  
**Superbike - Chronological Analysis Superpole 1**

Magny-Cours 4.411 m

1 / 1

1° 99 L. SCASSA (1'58.131)							
Lap	Seq. 1	Seq. 2	Seq. 3	Seq. 4	Lap Time	km/h	Local Time
		30.404	31.344	34.120		206.5	15:02'21.296
1	36.991	27.855	29.289	32.490	2'06.625	220.0	15:04'27.921
2	36.104	26.682	28.388	31.994	2'03.168	238.4	15:06'31.089
3	35.664	27.064	28.180	30.551	2'01.459	241.1	15:08'32.548
4	35.354	26.411	27.650	30.663	2'00.078	241.6	15:10'32.626
5	35.617	26.323	27.784	30.210	1'59.934	238.9	15:12'32.560
6	34.921	26.784	27.972	30.493	2'00.170	<b>252.3</b>	15:14'32.730
7	<b>34.885</b>	<b>25.817</b>	<b>27.418</b>	<b>30.011</b>	<b>1'58.131</b>	248.3	15:16'30.861

3	39.292	29.513	29.867	32.752	2'11.424 P	222.2	15:09'00.505
4	2'33.665	28.376	29.846	31.866	4'03.753 P	216.0	15:13'04.258
5	<b>36.838</b>	<b>27.565</b>	<b>29.102</b>	<b>31.291</b>	<b>2'04.796</b>	<b>227.4</b>	15:15'09.054

9° 14 R. DE PUNIET (2'06.621)							
Lap	Seq. 1	Seq. 2	Seq. 3	Seq. 4	Lap Time	km/h	Local Time
		32.854	31.791	35.586		174.8	15:02'32.755
1	38.642	29.264	30.141	33.748	2'11.795	183.4	15:04'44.550
2	<b>37.252</b>	<b>28.258</b>	<b>28.711</b>	<b>32.400</b>	<b>2'06.621</b>	<b>198.9</b>	15:06'51.171

2° 2 L. CAMIER (1'58.760)							
Lap	Seq. 1	Seq. 2	Seq. 3	Seq. 4	Lap Time	km/h	Local Time
		29.109	31.064	33.922		211.4	15:02'20.248
1	37.270	27.557	29.906	31.900	2'06.633	239.5	15:04'26.881
2	36.145	26.780	28.737	31.456	2'03.118	250.6	15:06'29.999
3	35.600	26.390	28.287	30.915	2'01.192	257.1	15:08'31.191
4	35.697	26.408	28.140	30.583	2'00.828	257.1	15:10'32.019
5	35.341	28.327	28.509	31.432	2'03.609	<b>260.2</b>	15:12'35.628
6	35.379	26.327	27.966	30.237	1'59.909	258.4	15:14'35.537
7	<b>35.096</b>	<b>26.194</b>	<b>27.623</b>	<b>29.847</b>	<b>1'58.760</b>	257.1	15:16'34.297

3° 15 M. BAIOTTO (1'59.117)							
Lap	Seq. 1	Seq. 2	Seq. 3	Seq. 4	Lap Time	km/h	Local Time
		32.182	33.051	35.723		165.6	15:03'11.074
1	37.993	28.485	29.534	32.279	2'08.291	200.4	15:05'19.365
2	36.369	27.846	28.720	31.775	2'04.710	215.1	15:07'24.075
3	36.012	27.370	28.563	31.059	2'03.004	225.5	15:09'27.079
4	35.498	26.578	27.713	30.708	2'00.497	230.3	15:11'27.576
5	35.148	26.332	27.795	30.801	2'00.076	<b>239.5</b>	15:13'27.652
6	<b>34.947</b>	<b>26.286</b>	<b>27.584</b>	<b>30.300</b>	<b>1'59.117</b>	238.9	15:15'26.769

4° 36 L. MERCADO (1'59.446)							
Lap	Seq. 1	Seq. 2	Seq. 3	Seq. 4	Lap Time	km/h	Local Time
		31.271	32.443	34.265		202.6	15:02'26.318
1	38.376	27.784	29.223	31.807	2'07.190	213.4	15:04'33.508
2	36.802	27.487	28.696	31.097	2'04.082	232.8	15:06'37.590
3	36.148	26.973	28.093	30.694	2'01.908	232.3	15:08'39.498
4	36.018	26.748	27.952	30.261	2'00.979	<b>251.2</b>	15:10'40.477
5	35.828	27.148	27.991	30.667	2'01.634	244.3	15:12'42.111
6	35.665	30.145	28.069	30.342	2'04.221	<b>251.2</b>	15:14'46.332
7	<b>35.214</b>	<b>26.567</b>	<b>27.777</b>	<b>29.888</b>	<b>1'59.446</b>	238.9	15:16'45.778

5° 60 M. VD MARK (2'00.528)							
Lap	Seq. 1	Seq. 2	Seq. 3	Seq. 4	Lap Time	km/h	Local Time
		29.589	30.566	33.120		197.8	15:02'27.604
1	37.469	27.694	29.129	31.890	2'06.182	230.3	15:04'33.786
2	36.522	27.183	28.684	31.031	2'03.420	247.7	15:06'37.206
3	35.706	31.060	29.507	30.394	2'06.667 P	<b>255.9</b>	15:08'43.873
4	2'10.573	27.289	29.177	30.962	3'38.001 P	237.9	15:12'21.874
5	35.504	<b>26.652</b>	28.347	30.471	2'00.974	254.1	15:14'22.848
6	<b>35.379</b>	26.672	<b>28.273</b>	<b>30.204</b>	<b>2'00.528</b>	254.7	15:16'23.376

6° 19 P. SZKOPEK (2'02.809)							
Lap	Seq. 1	Seq. 2	Seq. 3	Seq. 4	Lap Time	km/h	Local Time
		32.674	34.746	35.989		180.0	15:02'30.888
1	39.308	29.378	30.841	34.663	2'14.190	212.2	15:04'45.078
2	37.854	28.517	30.602	33.262	2'10.235	227.8	15:06'55.313
3	37.032	29.070	29.290	32.095	2'07.487	243.2	15:09'02.800
4	35.937	27.368	28.865	32.058	2'04.228	233.8	15:11'07.028
5	<b>35.727</b>	<b>27.160</b>	<b>28.500</b>	<b>31.422</b>	<b>2'02.809</b>	<b>247.1</b>	15:13'09.837
6	38.753	32.593	32.445	39.603	2'23.394 P	163.4	15:15'33.231

7° 45 G. VIZZIELLO (2'03.982)							
Lap	Seq. 1	Seq. 2	Seq. 3	Seq. 4	Lap Time	km/h	Local Time
		29.838	31.136	34.015		192.9	15:02'19.965
1	37.508	27.922	29.893	33.381	2'08.704	222.7	15:04'28.669
2	47.381	30.937	33.294	32.550	2'24.162 P	196.7	15:06'52.831
3	2'42.000	32.732	29.336	32.903	4'16.971 P	195.3	15:11'09.802
4	37.126	27.786	28.793	32.208	2'05.913	213.4	15:13'15.715
5	<b>36.849</b>	<b>27.210</b>	<b>28.314</b>	<b>31.609</b>	<b>2'03.982</b>	<b>229.3</b>	15:15'19.697

8° 40 R. RAMOS (2'04.796)							
Lap	Seq. 1	Seq. 2	Seq. 3	Seq. 4	Lap Time	km/h	Local Time
		31.884	33.097	36.470		181.8	15:02'30.596
1	39.045	29.348	30.309	32.985	2'11.687	204.9	15:04'42.283
2	37.183	28.070	29.624	31.921	2'06.798	210.5	15:06'49.081

P = Pits In/Out - C = Lap-Time Cancelled

