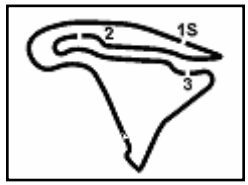


Magny-Cours 4.411 m

**Magny-Cours, 2-3-4 October 2015**
**Superbike - Free Practices + Superpole Combined Results**

No.	Rider	Nat	Team	Bike	FP 1	FP 2	FP 3	Superpole	Gap	Sess.
1	<b>91 L. HASLAM</b>	GBR	Aprilia Racing Team - Red Devils	Aprilia RSV4 RF	1'38.801	1'38.330	<b>1'38.008</b>	<b>1'56.404</b>		SP2
2	<b>65 J. REA</b>	GBR	Kawasaki Racing Team	Kawasaki ZX-10R	1'38.772	<b>1'37.750</b>	1'37.965	<b>1'56.408</b>	0.004	SP2
3	<b>59 N. CANEPA</b>	ITA	Althea Racing	Ducati Panigale R	1'39.348	<b>1'38.496</b>	1'38.742	<b>1'56.912</b>	0.508	SP2
4	<b>7 C. DAVIES</b>	GBR	Aruba.it Racing-Ducati SBK Team	Ducati Panigale R	1'38.956	1'38.044	<b>1'37.938</b>	<b>1'57.049</b>	0.645	SP2
5	<b>1 S. GUINTOLI</b>	FRA	PATA Honda World Superbike Team	Honda CBR1000RR SP	1'39.160	1'39.178	<b>1'38.747</b>	<b>1'57.839</b>	1.435	SP2
6	<b>99 L. SCASSA</b>	ITA	Aruba.it Racing-Ducati SBK Team	Ducati Panigale R	1'40.039	1'39.039	<b>1'38.766</b>	<b>1'57.991</b>	1.587	SP2
7	<b>2 L. CAMIER</b>	GBR	MV Agusta Reparto Corse	MV Agusta F4 RR	1'41.077	1'39.496	<b>1'39.137</b>	<b>1'59.768</b>	3.364	SP2
8	<b>86 A. BADOVINI</b>	ITA	BMW Motorrad Italia SBK Team	BMW S1000 RR	1'39.374	1'39.048	<b>1'38.538</b>	<b>2'00.676</b>	4.272	SP2
9	<b>66 T. SYKES</b>	GBR	Kawasaki Racing Team	Kawasaki ZX-10R	1'38.755	1'38.073	<b>1'38.014</b>	<b>2'01.144</b>	4.740	SP2
10	<b>11 M. REITERBERGER</b>	GER	VanZon Remeha BMW	BMW S1000 RR	1'40.391	1'39.218	<b>1'38.751</b>	<b>2'01.800</b>	5.396	SP2
11	<b>22 A. LOWES</b>	GBR	VOLTCOM Crescent Suzuki	Suzuki GSX-R1000	1'39.172	<b>1'38.390</b>	1'38.436	<b>2'02.227</b>	5.823	SP2
12	<b>81 J. TORRES</b>	ESP	Aprilia Racing Team - Red Devils	Aprilia RSV4 RF	1'40.350	1'38.824	<b>1'38.344</b>	<b>2'02.379</b>	5.975	SP2
13	<b>15 M. BAIOTTO</b>	ITA	Althea Racing	Ducati Panigale R	1'39.959	<b>1'38.905</b>	1'40.140	<b>1'59.117</b>		SP1
14	<b>36 L. MERCADO</b>	ARG	BARNI Racing Team	Ducati Panigale R	1'40.704	<b>1'39.112</b>	1'39.307	<b>1'59.446</b>		SP1
15	<b>60 M. VD MARK</b>	NED	PATA Honda World Superbike Team	Honda CBR1000RR SP	1'39.957	<b>1'39.405</b>	1'39.512	<b>2'00.528</b>		SP1
16	<b>19 P. SZKOPEK</b>	POL	Szkopek POLand Position	Yamaha YZF R1	1'43.320	1'41.105	<b>1'41.030</b>	<b>2'02.809</b>		SP1
17	<b>45 G. VIZZIELLO</b>	ITA	Grillini SBK Team	Kawasaki ZX-10R	1'41.582	<b>1'41.191</b>	1'41.410	<b>2'03.982</b>		SP1
18	<b>40 R. RAMOS</b>	ESP	Team Go Eleven	Kawasaki ZX-10R	1'42.212	1'41.129	<b>1'40.243</b>	<b>2'04.796</b>		SP1
19	<b>14 R. DE PUNIET</b>	FRA	VOLTCOM Crescent Suzuki	Suzuki GSX-R1000	1'40.753	<b>1'39.701</b>	1'39.918	<b>2'06.621</b>		SP1
20	<b>44 D. SALOM</b>	ESP	Team Pedercini	Kawasaki ZX-10R	1'46.490	1'39.919	<b>1'39.738</b>			SP1
21	<b>23 C. PONSSON</b>	FRA	Team Pedercini	Kawasaki ZX-10R		1'41.942	<b>1'41.249</b>			FP
22	<b>75 G. RIZMAYER</b>	HUN	BMW Team Toth	BMW S1000 RR	1'43.613	1'42.645	<b>1'41.961</b>			FP
23	<b>48 A. PHILLIS</b>	AUS	Grillini SBK Team	Kawasaki ZX-10R	1'46.050	1'44.655	<b>1'42.823</b>			FP
24	<b>10 I. TOTH</b>	HUN	BMW Team Toth	BMW S1000 RR	1'45.197	<b>1'43.953</b>				FP



Magny-Cours 4.411 m

**Magny-Cours, 2-3-4 October 2015**  
**Superbike - Provisional Starting Grid**  
21 Laps x 4,411 km = 92,631 km



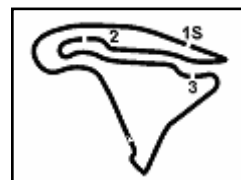
		2		1		
	3	65	REA J. Kawasaki	1'56.408	SP2	91
	CANEPA N. Ducati	1'56.912	SP2			HASLAM L. Aprilia
						1'56.404
						SP2
						1
	6	1	GUINTOLI S. Honda	1'57.839	SP2	
	SCASSA L. Ducati	1'57.991	SP2			7
						DAVIES C. Ducati
						1'57.049
						SP2
						2
	9	86	BADOVINI A. BMW	2'00.676	SP2	
	SYKES T. Kawasaki	2'01.144	SP2			2
						CAMIER L. MV Agusta
						1'59.768
						SP2
						3
	12	22	LOWES A. Suzuki	2'02.227	SP2	
	TORRES J. Aprilia	2'02.379	SP2			11
						REITERBERGER M. BMW
						2'01.800
						SP2
						4
	15	36	MERCADO L. Ducati	1'59.446	SP1	
	VD MARK M. Honda	2'00.528	SP1			15
						BAIOCCO M. Ducati
						1'59.117
						SP1
						5
	18	45	VIZZIELLO G. Kawasaki	2'03.982	SP1	
	RAMOS R. Kawasaki	2'04.796	SP1			19
						SZKOPEK P. Yamaha
						2'02.809
						SP1
						6
	21	44	SALOM D. Kawasaki			
	PONSSON C. Kawasaki	1'41.249	FP			14
						DE PUNIET R. Suzuki
						2'06.621
						SP1
						7
	24	48	PHILLIS A. Kawasaki	1'42.823	FP	
	TOTH I. BMW	1'43.953	FP			75
						RIZMAYER G. BMW
						1'41.961
						FP
						8

Jury President .....

..... Race Director

PIRELLI PERDOLA TUNING





# Magny-Cours, 2-3-4 October 2015

## Superbike - Results Superpole 2

No.	Rider	Nat	Team	Bike	Time	Gap	Rel.	Laps	Speed	
									Avg	Max
1	<b>91</b> L. <b>HASLAM</b>	GBR	Aprilia Racing Team - Red Devils	Aprilia RSV4 RF	<b>1'56.404</b>			7	136,418	<b>252,9</b>
2	<b>65</b> J. <b>REA</b>	GBR	Kawasaki Racing Team	Kawasaki ZX-10R	<b>1'56.408</b>	0.004	0.004	8	136,413	<b>255,3</b>
3	<b>59</b> N. <b>CANEPA</b>	ITA	Althea Racing	Ducati Panigale R	<b>1'56.912</b>	0.508	0.504	8	135,825	<b>256,5</b>
4	<b>7</b> C. <b>DAVIES</b>	GBR	Aruba.it Racing-Ducati SBK Team	Ducati Panigale R	<b>1'57.049</b>	0.645	0.137	4	135,666	<b>242,2</b>
5	<b>1</b> S. <b>GUINTOLI</b>	FRA	PATA Honda World Superbike Team	Honda CBR1000RR SP	<b>1'57.839</b>	1.435	0.790	5	134,757	<b>250,0</b>
6	<b>99</b> L. <b>SCASSA</b>	ITA	Aruba.it Racing-Ducati SBK Team	Ducati Panigale R	<b>1'57.991</b>	1.587	0.152	8	134,583	<b>255,9</b>
7	<b>2</b> L. <b>CAMIER</b>	GBR	MV Agusta Reparto Corse	MV Agusta F4 RR	<b>1'59.768</b>	3.364	1.777	7	132,586	<b>262,1</b>
8	<b>86</b> A. <b>BADOVINI</b>	ITA	BMW Motorrad Italia SBK Team	BMW S1000 RR	<b>2'00.676</b>	4.272	0.908	7	131,589	<b>225,5</b>
9	<b>66</b> T. <b>SYKES</b>	GBR	Kawasaki Racing Team	Kawasaki ZX-10R	<b>2'01.144</b>	4.740	0.468	1	131,080	<b>243,2</b>
10	<b>11</b> M. <b>REITERBERGER</b>	GER	VanZon Remeha BMW	BMW S1000 RR	<b>2'01.800</b>	5.396	0.656	7	130,374	<b>248,3</b>
11	<b>22</b> A. <b>LOWES</b>	GBR	VOLTCOM Crescent Suzuki	Suzuki GSX-R1000	<b>2'02.227</b>	5.823	0.427	4	129,919	<b>238,9</b>
12	<b>81</b> J. <b>TORRES</b>	ESP	Aprilia Racing Team - Red Devils	Aprilia RSV4 RF	<b>2'02.379</b>	5.975	0.152	7	129,758	<b>237,4</b>

AIR	Humidity:	88%	Temp:	14°C
TRACK	Condition:	Wet	Temp:	19°C

Lap Record:	2013 T.Sykes	1'37.932	162,150	Km/h
Best Lap:	2014 T.Sykes	1'36.366	164,780	Km/h

03/10/2015 Start  
15:25

End  
15:45

The results are provisional until the end of the time limit for protests and appeals and the completion of the technical checks.

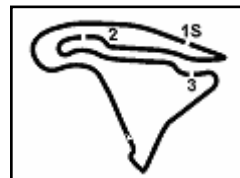
FCR PERGGIA TIMING



Official Tyre Supplier



Official Timekeeper



## Magny-Cours, 2-3-4 October 2015

### Superbike - Results Superpole 2

#### Session Highlights

15.25.11		Start
15.31.22	Badovini	On the Gravel - Re-Joined - Turn 7
15.31.53	Sykes	Crashed - Rider OK - Turn 13
15.33.37	Sykes	Entered Pits
15.34.11	Guintoli	Crashed - Rider OK - Turn 5
15.34.30	Guintoli	Re-joined
15.35.20	Davies	Crashed - Rider OK - Turn 15
15.35.44	Davies	Entered Pits
15.37.12	Lowe	Crashed
15.37.15		RED FLAG
15.40.02	Lowe	Entered Pits
15.40.09	Lowe	Medical Center
15.43.38	Haslam	Crashed - Rider OK - Turn 7
15.43.54	Scassa	On the Gravel - Re-Joined - Turn 7
15.44.04	Haslam	Entered Pits
15.45.20		End Of Session

#### Fastest Laps Sequence

No.	Rider	Nat	Team	Bike	Local Time	Time	Gap	Avg
59	N. CANEPA	ITA	Althea Racing	Ducati Panigale R	15:29'17.388	<b>2'01.122</b>		131,104
91	L. HASLAM	GBR	Aprilia Racing Team - Red Devils	Aprilia RSV4 RF	15:29'21.217	<b>2'01.082</b>	-0.040	131,147
65	J. REA	GBR	Kawasaki Racing Team	Kawasaki ZX-10R	15:29'40.592	<b>2'00.223</b>	-0.859	132,085
59	N. CANEPA	ITA	Althea Racing	Ducati Panigale R	15:31'16.382	<b>1'58.994</b>	-1.229	133,449
1	S. GUINTOLI	FRA	PATA Honda World Superbike Team	Honda CBR1000RR SP	15:31'16.800	<b>1'58.726</b>	-0.268	133,750
7	C. DAVIES	GBR	Aruba.it Racing-Ducati SBK Team	Ducati Panigale R	15:31'27.616	<b>1'57.868</b>	-0.858	134,724
1	S. GUINTOLI	FRA	PATA Honda World Superbike Team	Honda CBR1000RR SP	15:33'14.639	<b>1'57.839</b>	-0.029	134,757
91	L. HASLAM	GBR	Aprilia Racing Team - Red Devils	Aprilia RSV4 RF	15:33'16.768	<b>1'56.739</b>	-1.100	136,027
91	L. HASLAM	GBR	Aprilia Racing Team - Red Devils	Aprilia RSV4 RF	15:37'13.937	<b>1'56.404</b>	-0.335	136,418

 03/10/2015 Start  
 15:25 End

 End  
 15:45

 The results are provisional until the end of the time limit for protests and appeals  
 and the completion of the technical checks.

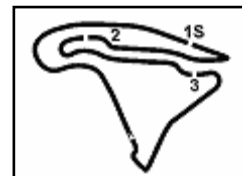
FCR PERDIA TIMING



Official Tyre Supplier



Official Timekeeper



Magny-Cours 4.411 m

## Magny-Cours, 2-3-4 October 2015

### Superbike - Best Sector & Speed Superpole 2

**Best Lap**

1	<b>91 L. HASLAM</b>	Aprilia RSV4 RF	1'56.404
2	<b>65 J. REA</b>	Kawasaki ZX-10R	1'56.408
3	<b>59 N. CANEPA</b>	Ducati Panigale R	1'56.912
4	<b>7 C. DAVIES</b>	Ducati Panigale R	1'57.049
5	<b>1 S. GUINTOLI</b>	Honda CBR1000RR SP	1'57.839
6	<b>99 L. SCASSA</b>	Ducati Panigale R	1'57.991
7	<b>2 L. CAMIER</b>	MV Aqusta F4 RR	1'59.768
8	<b>86 A. BADOVINI</b>	BMW S1000 RR	2'00.676
9	<b>66 T. SYKES</b>	Kawasaki ZX-10R	2'01.144
10	<b>11 M. REITERBERGER</b>	BMW S1000 RR	2'01.800
11	<b>22 A. LOWES</b>	Suzuki GSX-R1000	2'02.227
12	<b>81 J. TORRES</b>	Aprilia RSV4 RF	2'02.379

**Top Speeds**

1	<b>2 L. CAMIER</b>	MV Aqusta F4 RR	262.1
2	<b>59 N. CANEPA</b>	Ducati Panigale R	256.5
3	<b>99 L. SCASSA</b>	Ducati Panigale R	255.9
4	<b>65 J. REA</b>	Kawasaki ZX-10R	255.3
5	<b>91 L. HASLAM</b>	Aprilia RSV4 RF	252.9
6	<b>1 S. GUINTOLI</b>	Honda CBR1000RR SP	250.0
7	<b>11 M. REITERBERGER</b>	BMW S1000 RR	248.3
8	<b>66 T. SYKES</b>	Kawasaki ZX-10R	243.2
9	<b>7 C. DAVIES</b>	Ducati Panigale R	242.2
10	<b>22 A. LOWES</b>	Suzuki GSX-R1000	238.9
11	<b>81 J. TORRES</b>	Aprilia RSV4 RF	237.4
12	<b>86 A. BADOVINI</b>	BMW S1000 RR	225.5

**Seg. 1**

1	<b>65 J. REA</b>	34.194
2	<b>7 C. DAVIES</b>	34.454
3	<b>91 L. HASLAM</b>	34.621
4	<b>99 L. SCASSA</b>	35.039
5	<b>2 L. CAMIER</b>	35.046
6	<b>1 S. GUINTOLI</b>	35.101
7	<b>59 N. CANEPA</b>	35.171
8	<b>66 T. SYKES</b>	35.338
9	<b>81 J. TORRES</b>	35.385
10	<b>86 A. BADOVINI</b>	35.442
11	<b>11 M. REITERBERGE</b>	35.572
12	<b>22 A. LOWES</b>	36.012

**Seg. 2**

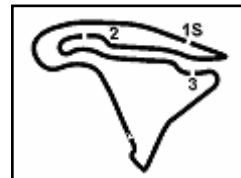
1	<b>59 N. CANEPA</b>	25.553
2	<b>99 L. SCASSA</b>	25.622
3	<b>7 C. DAVIES</b>	25.675
4	<b>91 L. HASLAM</b>	25.854
5	<b>65 J. REA</b>	25.892
6	<b>1 S. GUINTOLI</b>	25.910
7	<b>2 L. CAMIER</b>	26.244
8	<b>66 T. SYKES</b>	26.295
9	<b>86 A. BADOVINI</b>	26.748
10	<b>81 J. TORRES</b>	26.750
11	<b>11 M. REITERBERGE</b>	26.968
12	<b>22 A. LOWES</b>	27.069

**Seg. 3**

1	<b>7 C. DAVIES</b>	26.599
2	<b>91 L. HASLAM</b>	26.758
3	<b>65 J. REA</b>	26.984
4	<b>59 N. CANEPA</b>	27.037
5	<b>1 S. GUINTOLI</b>	27.251
6	<b>99 L. SCASSA</b>	27.403
7	<b>2 L. CAMIER</b>	27.878
8	<b>11 M. REITERBERGE</b>	27.894
9	<b>81 J. TORRES</b>	27.973
10	<b>86 A. BADOVINI</b>	28.249
11	<b>22 A. LOWES</b>	28.332
12	<b>66 T. SYKES</b>	28.382

**Seg. 4**

1	<b>91 L. HASLAM</b>	28.927
2	<b>7 C. DAVIES</b>	29.086
3	<b>59 N. CANEPA</b>	29.151
4	<b>65 J. REA</b>	29.255
5	<b>1 S. GUINTOLI</b>	29.415
6	<b>99 L. SCASSA</b>	29.703
7	<b>86 A. BADOVINI</b>	30.191
8	<b>66 T. SYKES</b>	30.255
9	<b>2 L. CAMIER</b>	30.338
10	<b>22 A. LOWES</b>	30.447
11	<b>81 J. TORRES</b>	31.237
12	<b>11 M. REITERBERGE</b>	31.273



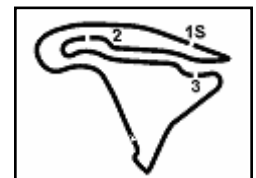
Magny-Cours 4.411 m

## Magny-Cours, 2-3-4 October 2015

### Superbike - Ideal Times Superpole 2

No.	Rider	Nat	Bike	Seg. 1	Seg. 2	Seg. 3	Seg. 4	Ideal Time	Lap Time	Pos.	Diff.
1	<b>7 C. DAVIES</b>	GBR	Ducati Panigale R	34.454	25.675	<b>26.599</b>	29.086	<b>1'55.814</b>	1'57.049	4	1.235
2	<b>91 L. HASLAM</b>	GBR	Aprilia RSV4 RF	34.621	25.854	26.758	<b>28.927</b>	<b>1'56.160</b>	1'56.404	1	0.244
3	<b>65 J. REA</b>	GBR	Kawasaki ZX-10R	<b>34.194</b>	25.892	26.984	29.255	<b>1'56.325</b>	1'56.408	2	0.083
4	<b>59 N. CANEPA</b>	ITA	Ducati Panigale R	35.171	<b>25.553</b>	27.037	29.151	<b>1'56.912</b>	1'56.912	3	0.000
5	<b>1 S. GUINTOLI</b>	FRA	Honda CBR1000RR SP	35.101	25.910	27.251	29.415	<b>1'57.677</b>	1'57.839	5	0.162
6	<b>99 L. SCASSA</b>	ITA	Ducati Panigale R	35.039	25.622	27.403	29.703	<b>1'57.767</b>	1'57.991	6	0.224
7	<b>2 L. CAMIER</b>	GBR	MV Agusta F4 RR	35.046	26.244	27.878	30.338	<b>1'59.506</b>	1'59.768	7	0.262
8	<b>66 T. SYKES</b>	GBR	Kawasaki ZX-10R	35.338	26.295	28.382	30.255	<b>2'00.270</b>	2'01.144	9	0.874
9	<b>86 A. BADOVINI</b>	ITA	BMW S1000 RR	35.442	26.748	28.249	30.191	<b>2'00.630</b>	2'00.676	8	0.046
10	<b>81 J. TORRES</b>	ESP	Aprilia RSV4 RF	35.385	26.750	27.973	31.237	<b>2'01.345</b>	2'02.379	12	1.034
11	<b>11 M. REITERBERGER</b>	GER	BMW S1000 RR	35.572	26.968	27.894	31.273	<b>2'01.707</b>	2'01.800	10	0.093
12	<b>22 A. LOWES</b>	GBR	Suzuki GSX-R1000	36.012	27.069	28.332	30.447	<b>2'01.860</b>	2'02.227	11	0.367
<b>Overall Ideal Time</b>				<b>34.194</b>	<b>25.553</b>	<b>26.599</b>	<b>28.927</b>	<b>1'55.273</b>			





**Magny-Cours, 2-3-4 October 2015**  
**Superbike - Chronological Analysis Superpole 2**

Magny-Cours 4.411 m

1° 91 L. HASLAM (1'56.404)							
Lap	Seq. 1	Seq. 2	Seq. 3	Seq. 4	Lap Time	km/h	Local Time
		29.145	31.537	32.130		205.3	15:27'20.135
1	35.684	27.028	28.230	30.140	2'01.082	232.3	15:29'21.217
2	34.990	26.412	27.385	30.025	1'58.812	241.1	15:31'20.029
3	34.659	<b>25.854</b>	26.898	29.328	1'56.739	248.8	15:33'16.768
4	34.723	26.043	28.249	31.750	2'00.765	<b>252.9</b>	15:35'17.533
5	34.746	25.973	<b>26.758</b>	<b>28.927</b>	<b>1'56.404</b>	251.2	15:37'13.937
6	39.716	33.028	30.008	33.665	2'16.417C	190.5	15:39'30.354
7	1'23.530	27.414	27.924	31.338	2'50.206P	229.3	15:42'20.560

2° 65 J. REA (1'56.408)							
Lap	Seq. 1	Seq. 2	Seq. 3	Seq. 4	Lap Time	km/h	Local Time
		27.798	29.299	31.379		232.8	15:27'40.369
1	35.288	26.438	28.057	30.440	2'00.223	243.8	15:29'40.592
2	34.917	26.245	27.686	29.888	1'58.736	241.6	15:31'39.328
3	34.355	<b>25.892</b>	<b>26.984</b>	29.665	1'56.896	247.1	15:33'36.224
4	34.248	25.898	27.041	29.695	1'56.882	246.6	15:35'33.106
5	34.290	25.918	27.018	29.601	1'56.827C	250.0	15:37'29.933
6	39.500	31.645	31.151	34.341	2'16.637C	209.3	15:39'46.570
7	59.656	26.084	28.489	35.310	2'29.539C	248.8	15:42'16.109
8	<b>34.194</b>	25.936	27.023	<b>29.255</b>	<b>1'56.408</b>	<b>255.3</b>	15:44'12.517

3° 59 N. CANEPA (1'56.912)							
Lap	Seq. 1	Seq. 2	Seq. 3	Seq. 4	Lap Time	km/h	Local Time
		28.501	29.659	31.592		197.1	15:27'16.266
1	36.130	26.794	27.761	30.437	2'01.122	227.8	15:29'17.388
2	35.628	26.160	27.194	30.012	1'58.994	245.5	15:31'16.382
3	35.661	26.272	27.279	29.544	1'58.756	242.2	15:33'15.138
4	35.282	26.228	27.313	29.796	1'58.619	242.2	15:35'13.757
5	<b>35.171</b>	<b>25.553</b>	<b>27.037</b>	<b>29.151</b>	<b>1'56.912</b>	<b>256.5</b>	15:37'10.669
6	35.211	29.972	28.482	29.564	2'03.229C	225.5	15:39'13.898
7	1'26.319	27.699	30.022	38.662	3'02.702P	224.5	15:42'16.600
8	35.176	25.622	27.100	29.206	1'57.104	254.7	15:44'13.704

4° 7 C. DAVIES (1'57.049)							
Lap	Seq. 1	Seq. 2	Seq. 3	Seq. 4	Lap Time	km/h	Local Time
		28.094	28.414	31.310		220.0	15:27'28.200
1	36.213	26.499	28.077	30.759	2'01.548	229.8	15:29'29.748
2	34.572	26.120	27.429	29.747	1'57.868	240.5	15:31'27.616
3	34.644	26.065	27.254	<b>29.086</b>	<b>1'57.049</b>	<b>242.2</b>	15:33'24.665
4	<b>34.454</b>	27.371	28.842	30.915	9'33.020	232.8	15:42'57.685

5° 1 S. GUINTOLI (1'57.839)							
Lap	Seq. 1	Seq. 2	Seq. 3	Seq. 4	Lap Time	km/h	Local Time
		28.728	29.468	31.378		200.0	15:27'15.782
1	36.243	27.915	28.239	29.895	2'02.292	222.7	15:29'18.074
2	35.232	26.473	27.582	29.439	1'58.726	237.9	15:31'16.800
3	35.263	<b>25.910</b>	<b>27.251</b>	<b>29.415</b>	<b>1'57.839</b>	246.6	15:33'14.639
4	<b>35.101</b>	58.204	29.023	30.536	2'32.864	<b>250.0</b>	15:35'47.503
5	35.286	27.460	28.779	34.355	2'05.880C	246.6	15:37'53.383

6° 99 L. SCASSA (1'57.991)							
Lap	Seq. 1	Seq. 2	Seq. 3	Seq. 4	Lap Time	km/h	Local Time
		28.222	34.850	36.951		221.8	15:27'27.792
1	36.318	26.264	28.972	31.635	2'03.189	251.7	15:29'30.981
2	35.478	26.211	27.648	30.187	1'59.524	245.5	15:31'30.505
3	<b>35.039</b>	25.813	27.436	<b>29.703</b>	<b>1'57.991</b>	<b>255.9</b>	15:33'28.496
4	35.148	<b>25.622</b>	<b>27.403</b>	30.201	1'58.374	<b>255.9</b>	15:35'26.870
5	35.209	26.022	27.487	29.757	1'58.475C	<b>255.9</b>	15:37'25.345
6	42.761	28.414	29.915	31.202	2'12.292C	203.0	15:39'37.637
7	1'14.857	27.229	28.559	30.922	2'41.567P	231.8	15:42'19.204
8	35.433			35.233	2'22.881	235.3	15:44'42.085

7° 2 L. CAMIER (1'59.768)							
Lap	Seq. 1	Seq. 2	Seq. 3	Seq. 4	Lap Time	km/h	Local Time
		29.001	29.420	32.720		238.4	15:28'03.615
1	36.078	26.494	28.220	30.656	2'01.448	258.4	15:30'05.063
2	35.345	26.470	28.077	<b>30.338</b>	2'00.230	<b>262.1</b>	15:32'05.293
3	<b>35.046</b>	<b>26.244</b>	<b>27.878</b>	30.600	<b>1'59.768</b>	260.9	15:34'05.061
4	35.183	26.409	27.946	30.692	2'00.230	251.2	15:36'05.291
5	35.323	26.306	30.702	32.569	2'04.900C	257.1	15:38'10.191
6	2'45.393	27.248	28.614	32.760	4'14.015C	239.5	15:42'24.206
7	35.351	27.644	28.807	31.994	2'03.796	261.5	15:44'28.002

8° 86 A. BADOVINI (2'00.676)							
Lap	Seq. 1	Seq. 2	Seq. 3	Seq. 4	Lap Time	km/h	Local Time

		30.346	30.923	33.289		183.7	15:27'47.931
1	36.809	27.256	28.958	31.642	2'04.665	214.3	15:29'52.596
2	<b>35.442</b>	27.803	53.235	32.224	2'28.704	224.1	15:32'21.300
3	35.652	32.715	28.663	30.684	2'07.714	223.1	15:34'29.014
4	35.767	26.998	28.301	30.284	2'01.350	223.6	15:36'30.364
5	35.914	29.562	32.525	32.258	2'10.259C	221.8	15:38'40.623
6	2'06.984	27.042	28.853	33.517	3'36.396P	210.9	15:42'17.019
7	35.488	<b>26.748</b>	<b>28.249</b>	<b>30.191</b>	<b>2'00.676</b>	<b>225.5</b>	15:44'17.695

9° 66 T. SYKES (2'01.144)							
Lap	Seq. 1	Seq. 2	Seq. 3	Seq. 4	Lap Time	km/h	Local Time
		28.217	29.501	31.800		195.7	15:28'08.846
1	35.992	26.515	<b>28.382</b>	<b>30.255</b>	<b>2'01.144</b>	236.8	15:30'09.990

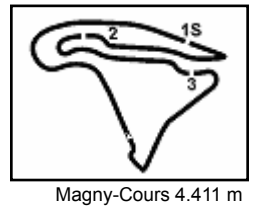
10° 11 M. REITERBERGER (2'01.800)							
Lap	Seq. 1	Seq. 2	Seq. 3	Seq. 4	Lap Time	km/h	Local Time
		30.987	32.387	36.454		192.5	15:27'21.147
1	36.645	27.953	32.287	32.755	2'09.640	225.9	15:29'30.787
2	36.506	27.541	29.130	32.420	2'05.597	222.2	15:31'36.384
3	36.184	28.653	28.532	31.319	2'04.688	233.3	15:33'41.072
4	35.841	27.415	27.958	31.653	2'02.867	227.4	15:35'43.939
5	<b>35.572</b>	27.022	28.270	34.477	2'05.341C	<b>248.3</b>	15:37'49.280
6	2'50.572	27.944	29.355	31.887	4'19.758P	225.9	15:42'09.038
7	35.665	<b>26.968</b>	<b>27.894</b>	<b>31.273</b>	<b>2'01.800</b>	242.2	15:44'10.838

11° 22 A. LOWES (2'02.227)							
Lap	Seq. 1	Seq. 2	Seq. 3	Seq. 4	Lap Time	km/h	Local Time
		29.995	35.947	33.150		190.1	15:28'12.786
1	38.064	27.970	29.799	31.591	2'07.424	218.6	15:30'20.210
2	37.457	27.793	29.352	30.680	2'05.282	214.3	15:32'25.492
3	<b>36.012</b>	<b>27.069</b>	<b>28.699</b>	<b>30.447</b>	<b>2'02.227</b>	<b>238.9</b>	15:34'27.719
4	38.668	27.953	<b>28.332</b>	<b>30.719</b>	2'05.672	220.0	15:36'33.391

12° 81 J. TORRES (2'02.379)							
Lap	Seq. 1	Seq. 2	Seq. 3	Seq. 4	Lap Time	km/h	Local Time
		31.097	31.038	33.613		177.9	15:27'42.382
1	36.971	28.073	28.612	32.589	2'06.245	214.7	15:29'48.627
2	36.410	33.309	29.216	31.790	2'10.725	<b>237.4</b>	15:31'59.352
3	35.973	27.531	28.164	31.608	2'03.276	227.8	15:34'02.628
4	35.873	28.828	28.045	<b>31.237</b>	2'03.983	234.3	15:36'06.611
5	<b>35.385</b>	<b>26.750</b>	29.705	35.951	2'07.791C	233.3	15:38'14.402
6	2'31.430	27.504	28.282	36.841	4'04.057P	234.8	15:42'18.459
7	35.463	26.952	<b>27.973</b>	31.991	<b>2'02.379</b>	228.8	15:44'20.838

P = Pits In/Out - C = Lap-Time Cancelled

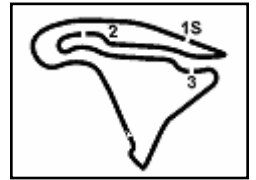




**Magny-Cours, 2-3-4 October 2015**  
**Superbike - TISSOT- Superpole Award Superpole 2**

	Points	Points From First	Points From Previous	February 22 PHILLIP ISLAND	March 22 BURIRAM	April 12 ARAGON	April 19 ASSEN	May 10 IMOLA	May 24 DONINGTON PARK	June 7 PORTIMÃO	June 21 MISANO	July 19 LAGUNA SECA	August 2 SEPANG	September 20 JEREZ	October 4 MAGNY COURS	October 18 LOSAIL				
1 SYKES Tom (GBR)	222			8	13	16	25	20	25	20	25	13	25	25	7					
2 REA Jonathan (GBR)	200	22		25	25	13	20	16	20	8	13	11	9	20	20					
3 HASLAM Leon (GBR)	180	42	20	16	20	25	16	11	13	11	20	10	8	5	25					
4 DAVIES Chaz (GBR)	165	57	15	20	10	20	13	13	10	16	5	25	10	10	13					
5 TORRES Jordi (ESP)	118	104	47	9	11	9	8	10	3	7	10	16	20	11	4					
6 LOWES Alex (GBR)	114	108	4	11	16	8	10	5	11	13	9	8	11	7	5					
7 GIUGLIANO Davide (ITA)	102	120	12					25	16	25	16	20								
8 GUINTOLI Sylvain (FRA)	87	135	15	7	7	2	7	1	7	9	7	7	16	6	11					
9 VD MARK Michael (NED)	70	152	17	13	8	5	11	7	4	3	1	1	3	13	1					
10 BAIOTTO Matteo (ITA)	60	162	10	6	4	3	3	2	8	10	4	3	6	8	3					
11 BADOVINI Ayrton (ITA)	55	167	5			10	2	8	5	6	8	4	4		8					
12 CANEPA Niccolò (ITA)	50	172	5								2	9	7	16	16					
13 MERCADO Leandro (ARG)	46	176	4	4	6	6	6	9	1	5	3	2		2	2					
14 CAMIER Leon (GBR)	43	179	3	1	1	1	5	4	9	2		6	2	3	9					
15 SALOM David (ESP)	39	183	4	5	5	4		6	6	4		5		4						
16 TEROL Nicolas (ESP)	25	197	14	10	2	7	4		2											
17 BIAGGI Max (ITA)	24	198	1								11		13							
18 FORES Xavi (ESP)	20	202	4			11	9													
19 PIRRO Michele (ITA)	15	207	5								6			9						
20 BAYLISS Troy (AUS)	11	211	4	2	9															
21 SCASSA Luca (ITA)	10	212	1												10					
22 DE PUNNET Randy (FRA)	9	213	1	3									5	1						
23 REITERBERGER Markus (GER)	6	216	3												6					
24 FABRIZIO Michel (ITA)	3	219	3					3												



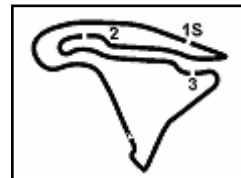


Magny-Cours 4.411 m

**Magny-Cours, 2-3-4 October 2015**  
**Superbike - TISSOT- Superpole Award Superpole 2**

	Points	Points From First	Points From Previous	February 22 PHILLIP ISLAND	March 22 BURIRAM	April 12 ARAGON	April 19 ASSEN	May 10 IMOLA	May 24 DONINGTON PARK	June 7 PORTIMÃO	June 21 MISANO	July 19 LAGUNA SECA	August 2 SEPANG	September 20 JEREZ	October 4 MAGNY COURS	October 18 LOSAIL			
25 <b>BARRIER</b> Sylvain (FRA)	3	219	0		3														
26 <b>RAMOS</b> Román (ESP)	3	219	0				1			1			1						





Magny-Cours 4.411 m

## Magny-Cours, 2-3-4 October 2015

### Superbike - Superpole Ranking

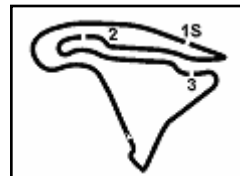
	2012	2013	2014	2015
<b>01 Phillip Island</b>	Sykes (Gbr) Kaw 1'31.323 (175,2 Km/h)	Checa (Esp) Duc 1'30.234 (177,3 Km/h)	Guintoli (Fra) Apr 1'30.038 (177,7 Km/h)	Rea (Gbr) Kaw 1'31.212 (175,4 Km/h)
<b>02 Buriram</b>				Rea (Gbr) Kaw 1'33.382 (175,6 Km/h)
<b>03 Aragon</b>	Sykes (Gbr) Kaw 1'56.552 (165,1 Km/h)	Sykes (Gbr) Kaw 1'56.339 (165,4 Km/h)	Sykes (Gbr) Kaw 1'56.479 (165,2 Km/h)	Haslam (Gbr) Apr 1'49.664 (175,4 Km/h)
<b>04 Assen</b>	Sykes (Gbr) Kaw 1'35.399 (171,4 Km/h)	Sykes (Gbr) Kaw 1'35.043 (172,0 Km/h)	Baz (Fra) Kaw 1'34.357 (173,3 Km/h)	Sykes (Gbr) Kaw 1'34.789 (172,5 Km/h)
<b>05 Imola</b>	Sykes (Gbr) Kaw 1'46.748 (166,5 Km/h)	Sykes (Gbr) Kaw 1'45.981 (167,7 Km/h)	Rea (Gbr) Hon 1'46.289 (167,2 Km/h)	Giugliano (Ita) Duc 1'46.382 (167,0 Km/h)
<b>06 Donington</b>	Sykes (Gbr) Kaw 1'27.716 (165,1 Km/h)	Sykes (Gbr) Kaw 1'27.378 (165,7 Km/h)	Giugliano (Ita) Duc 1'44.903 (138,1 Km/h)	Sykes (Gbr) Kaw 1'27.071 (166,3 Km/h)
<b>07 Portimao</b>	Sykes (Gbr) Kaw 1'41.415 (163,0 Km/h)	Sykes (Gbr) Kaw 1'41.360 (163,1 Km/h)	Sykes (Gbr) Kaw 1'42.484 (161,3 Km/h)	Giugliano (Ita) Duc 1'41.764 (162,4 Km/h)
<b>08 Misano Adriatico</b>	Sykes (Gbr) Kaw 1'35.375 (159,5 Km/h)		Sykes (Gbr) Kaw 1'34.883 (160,3 Km/h)	Sykes (Gbr) Kaw 1'34.214 (161,5 Km/h)
<b>09 Laguna Seca</b>		Guintoli (Fra) Apr 1'22.683 (157,2 Km/h)	Sykes (Gbr) Kaw 1'21.811 (158,9 Km/h)	Davies (Gbr) Duc 1'22.101 (158,3 Km/h)
<b>10 Sepang</b>			Guintoli (Fra) Apr 2'03.002 (162,2 Km/h)	Sykes (Gbr) Kaw 2'03.240 (161,9 Km/h)
<b>11 Jerez</b>		Lavery (Irl) Apr 1'40.620 (158,2 Km/h)	Baz (Fra) Kaw 1'40.298 (158,8 Km/h)	Sykes (Gbr) Kaw 1'40.292 (158,8 Km/h)
<b>12 Magny-Cours</b>	Sykes (Gbr) Kaw 1'36.950 (163,8 Km/h)	Sykes (Gbr) Kaw 1'38.592 (161,1 Km/h)	Sykes (Gbr) Kaw 1'36.366 (164,8 Km/h)	Haslam (Gbr) Apr 1'56.404 (136,4 Km/h)
<b>13 Losail</b>			Giugliano (Ita) Duc 1'57.033 (165,5 Km/h)	

### 2015

5	T. Sykes
2	J. Rea
2	D. Giugliano
2	<b>L. Haslam</b>
1	C. Davies

### ALL TIMES

43	T. Corser	6	J. Kocinski	2	D. Tardozzi
29	T. Sykes	6	C. Crutchlow	2	A. Yanagawa
26	T. Bayliss	6	J. Rea	2	M. Lucchinelli
21	C. Fogarty	5	D. Giugliano	2	B. Bostrom
17	D. Polen	5	M. Biaggi	2	B. Monti
16	N. Hodgson	4	F. Merkel	2	M. Campbell
15	C. Edwards	4	J. Toseland	2	Y. Nagai
11	B. Spies	4	S. Guintoli	2	M. Neukirchner
10	P. Chili	3	S. Mertens	2	L. Baz
10	C. Checa	3	R. Phillis	2	E. Lavery
9	R. Roche	3	S. Martin	1	M. Doohan
8	G. Falappa	3	C. Vermeulen	1	D. Chandler
8	S. Russell	3	Y. Kagayama	1	P. Goddard
8	A. Slight	3	<b>L. Haslam</b>	1	M. Dowson
7	N. Haga	3	J. Smrz	1	A. Vieira
7	R. Laconi	2	A. Gobert	1	T. Kipp

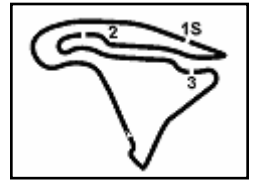


Magny-Cours 4.411 m

# Magny-Cours, 2-3-4 October 2015

## Superbike - Best Laps & Speeds

No.	Rider		Best Lap		FP1		FP2		FP3		FP4		SP1		SP2	
	Nat	Bike	laps	speed	laps	speed	laps	speed	laps	speed	laps	speed	laps	speed	laps	speed
1	<b>65</b>	<b>REA Jonathan</b>		<b>1'37.750</b>	15	1'38.772	20	<b>1'37.750</b>	21	1'37.965	16	1'37.987			8	1'56.408
	GBR	Kawasaki ZX-10R	80	292	15	291	20	292	21	292	16	290			8	255
2	<b>66</b>	<b>SYKES Tom</b>		<b>1'37.918</b>	20	1'38.755	18	1'38.073	19	1'38.014	14	<b>1'37.918</b>			1	2'01.144
	GBR	Kawasaki ZX-10R	72	292	20	292	18	290	19	290	14	290			1	243
3	<b>7</b>	<b>DAVIES Chaz</b>		<b>1'37.938</b>	18	1'38.956	19	1'38.044	17	<b>1'37.938</b>	13	1'38.024			4	1'57.049
	GBR	Ducati Panigale R	71	293	18	291	19	293	17	290	13	289			4	242
4	<b>91</b>	<b>HASLAM Leon</b>		<b>1'38.008</b>	18	1'38.801	18	1'38.330	18	<b>1'38.008</b>	14	1'38.117			7	1'56.404
	GBR	Aprilia RSV4 RF	75	291	18	290	18	290	18	291	14	290			7	253
5	<b>81</b>	<b>TORRES Jordi</b>		<b>1'38.344</b>	21	1'40.350	21	1'38.824	21	<b>1'38.344</b>	14	1'38.990			7	2'02.379
	ESP	Aprilia RSV4 RF	84	293	21	293	21	293	21	288	14	289			7	237
6	<b>22</b>	<b>LOWES Alex</b>		<b>1'38.390</b>	12	1'39.172	12	<b>1'38.390</b>	21	1'38.436	17	1'38.696			4	2'02.227
	GBR	Suzuki GSX-R1000	71	290	17	289	12	290	21	290	17	287			4	239
7	<b>59</b>	<b>CANEPA Niccolò</b>		<b>1'38.396</b>	15	1'39.348	15	1'38.496	17	1'38.742	11	<b>1'38.396</b>			8	1'56.912
	ITA	Ducati Panigale R	64	285	13	284	15	284	17	285	11	283			8	257
8	<b>86</b>	<b>BADOVINI Ayrton</b>		<b>1'38.538</b>	17	1'39.374	17	1'39.048	17	<b>1'38.538</b>	13	1'38.924			7	2'00.676
	ITA	BMW S1000 RR	71	283	17	283	17	279	17	283	13	283			7	225
9	<b>1</b>	<b>GUINTOLI Sylvain</b>		<b>1'38.747</b>	16	1'39.160	16	1'39.178	13	<b>1'38.747</b>	11	1'39.458			5	1'57.839
	FRA	Honda CBR1000RR SP	60	287	15	285	16	286	13	287	11	285			5	250
10	<b>11</b>	<b>REITERBERGER Markus</b>		<b>1'38.751</b>	20	1'40.391	20	1'39.218	20	<b>1'38.751</b>	16	1'39.034			7	2'01.800
	GER	BMW S1000 RR	80	292	17	292	20	292	20	290	16	289			7	248
11	<b>99</b>	<b>SCASSA Luca</b>		<b>1'38.766</b>	16	1'40.039	16	1'39.039	21	<b>1'38.766</b>	14	1'39.837	7	1'58.131	8	1'57.991
	ITA	Ducati Panigale R	82	286	16	283	16	286	21	284	14	281	7	252	8	256
12	<b>60</b>	<b>VD MARK Michael</b>		<b>1'38.804</b>	17	1'39.957	15	1'39.405	7	1'39.512	14	<b>1'38.804</b>	6	2'00.528		
	NED	Honda CBR1000RR SP	59	293	17	288	15	290	7	289	14	293	6	256		
13	<b>15</b>	<b>BAIOCCO Matteo</b>		<b>1'38.905</b>	17	1'39.959	17	<b>1'38.905</b>	14	1'40.140	14	1'39.148	6	1'59.117		
	ITA	Ducati Panigale R	70	286	19	285	17	286	14	283	14	283	6	239		
14	<b>36</b>	<b>MERCADO Leandro</b>		<b>1'39.112</b>	17	1'40.704	17	<b>1'39.112</b>	15	1'39.307	11	1'39.957	7	1'59.446		
	ARG	Ducati Panigale R	67	286	17	284	17	286	15	283	11	282	7	251		
15	<b>2</b>	<b>CAMIER Leon</b>		<b>1'39.137</b>	18	1'41.077	18	1'39.496	15	<b>1'39.137</b>	14	1'39.583	7	1'58.760	7	1'59.768
	GBR	MV Agusta F4 RR	72	290	11	285	18	290	15	283	14	282	7	260	7	262
16	<b>14</b>	<b>DE PUNIET Randy</b>		<b>1'39.701</b>	17	1'40.753	16	<b>1'39.701</b>	13	1'39.918	13	1'40.080	2	2'06.621		
	FRA	Suzuki GSX-R1000	61	284	17	284	16	283	13	281	13	283	2	199		
17	<b>44</b>	<b>SALOM David</b>		<b>1'39.738</b>	16	1'46.490	16	1'39.919	15	<b>1'39.738</b>	12	1'39.750				
	ESP	Kawasaki ZX-10R	45	284	2	271	16	282	15	284	12	283				
18	<b>40</b>	<b>RAMOS Román</b>		<b>1'40.243</b>	18	1'42.212	18	1'41.129	20	<b>1'40.243</b>	12	1'40.310	5	2'04.796		
	ESP	Kawasaki ZX-10R	73	286	18	283	18	286	20	281	12	281	5	227		
19	<b>19</b>	<b>SZKOPEK Pawel</b>		<b>1'41.030</b>	16	1'43.320	16	1'41.105	18	<b>1'41.030</b>	17	1'41.795	6	2'02.809		
	POL	Yamaha YZF R1	71	276	14	275	16	276	18	276	17	276	6	247		
20	<b>45</b>	<b>VIZZIELLO Gianluca</b>		<b>1'41.191</b>	18	1'41.582	18	<b>1'41.191</b>	14	1'41.410	4	1'41.478	5	2'03.982		
	ITA	Kawasaki ZX-10R	59	276	18	276	18	273	14	269	4	268	5	229		
21	<b>23</b>	<b>PONSSON Christophe</b>		<b>1'41.249</b>	18	1'41.942	19	<b>1'41.249</b>	12	1'41.532						
	FRA	Kawasaki ZX-10R	49	278	18	278	19	278	12	276						



Magny-Cours 4.411 m

No.	Rider		Best Lap		FP1		FP2		FP3		FP4		SP1		SP2	
	Nat	Bike	laps	speed	laps	speed	laps	speed	laps	speed	laps	speed	laps	speed	laps	speed
22	<b>75 RIZMAYER Gábor</b>		<b>1'41.961</b>		1'43.613		1'42.645		<b>1'41.961</b>		1'42.122					
	HUN	BMW S1000 RR	65	281	17	<b>281</b>	19	277	19	278	10	279				
23	<b>48 PHILLIS Alex</b>		<b>1'42.823</b>		1'46.050		1'44.655		<b>1'42.823</b>		1'43.695					
	AUS	Kawasaki ZX-10R	66	269	16	<b>269</b>	19	265	17	266	14	<b>269</b>				
24	<b>10 TOTH Imre</b>		<b>1'43.953</b>		1'45.197		<b>1'43.953</b>				1'48.632					
	HUN	BMW S1000 RR	35	277	18	<b>277</b>	10	274			7	265				