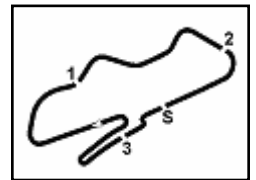




45

WSBK

102/06



Donington Park 4.023 m

Donington, 22-23-24 May 2015
Superbike - Chronological Analysis Race 1

Start at 12:00'14.895

1 / 4

Table for rider 66 T. SYKES (1'28.034) showing lap times, km/h, and local times across 23 laps.

Table for rider 86 A. BADOVINI (1'28.877) showing lap times, km/h, and local times across 23 laps.

Table for rider 65 J. REA (1'27.914) showing lap times, km/h, and local times across 23 laps.

Table for rider 22 A. LOWES (1'28.381) showing lap times, km/h, and local times across 23 laps.

Table for rider 7 C. DAVIES (1'28.351) showing lap times, km/h, and local times across 23 laps.

Table for rider 81 J. TORRES (1'29.036) showing lap times, km/h, and local times across 23 laps.

Table for rider 91 L. HASLAM (1'28.336) showing lap times, km/h, and local times across 3 laps.

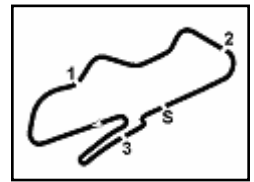
P = Pits In/Out - C = Lap-Time Cancelled

FCR PEROGIA TUNING



Official Tyre Supplier

Official Timekeeper



Donington Park 4.023 m

Donington, 22-23-24 May 2015

Superbike - Chronological Analysis Race 1

Start at 12:00'14.895

14 R. DE PUNIET (1'29.852)

Table with columns: Lap, Seg. 1, Seg. 2, Seg. 3, Seg. 4, Seg. 5, Lap Time, km/h, Local Time. Rows 1-23.

59 N. CANEPA (1'30.653)

Table with columns: Lap, Seg. 1, Seg. 2, Seg. 3, Seg. 4, Seg. 5, Lap Time, km/h, Local Time. Rows 1-23.

23 C. PONSSON (1'30.736)

Table with columns: Lap, Seg. 1, Seg. 2, Seg. 3, Seg. 4, Seg. 5, Lap Time, km/h, Local Time. Rows 1-23.

34 D. GIUGLIANO (1'28.170)

Table with columns: Lap, Seg. 1, Seg. 2, Seg. 3, Seg. 4, Seg. 5, Lap Time, km/h, Local Time. Rows 1-3.

Table with columns: Lap, Seg. 1, Seg. 2, Seg. 3, Seg. 4, Seg. 5, Lap Time, km/h, Local Time. Rows 4-23.

75 G. RIZMAYER (1'33.111)

Table with columns: Lap, Seg. 1, Seg. 2, Seg. 3, Seg. 4, Seg. 5, Lap Time, km/h, Local Time. Rows 1-22.

10 I. TOTH (1'33.812)

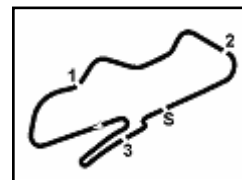
Table with columns: Lap, Seg. 1, Seg. 2, Seg. 3, Seg. 4, Seg. 5, Lap Time, km/h, Local Time. Rows 1-22.

51 S. BARRAGÁN (1'31.372)

Table with columns: Lap, Seg. 1, Seg. 2, Seg. 3, Seg. 4, Seg. 5, Lap Time, km/h, Local Time. Rows 1-13.

P = Pits In/Out - C = Lap-Time Cancelled





Donington Park 4.023 m

Donington, 22-23-24 May 2015
Superbike - Chronological Analysis Race 1

Start at 12:00'14.895

14	19.851	25.404	11.990	11.236	24.189	1'32.670	245.0	12:21'46.976
15	19.806	25.353	11.928	11.411	24.307	1'32.805	245.6	12:23'19.781
16	19.907	25.648	12.029	11.352	24.456	1'33.392	242.8	12:24'53.173
17	20.761	26.164	12.420	12.212	27.346	1'38.903 P	235.9	12:26'32.076

15 M. BAIOTTO (1'29.294)

Lap	Seg. 1	Seg. 2	Seg. 3	Seg. 4	Seg. 5	Lap Time	km/h	Local Time
1	23.333	25.142	11.457	11.104	23.818	1'34.854 P	262.3	12:01'49.749
2	19.353	24.608	11.514	10.858	23.298	1'29.631	261.7	12:03'19.380
3	19.078	24.606	11.550	10.875	23.412	1'29.521	262.3	12:04'48.901
4	19.421	24.522	11.461	10.766	23.330	1'29.500	261.7	12:06'18.401
5	19.225	24.507	11.438	10.849	23.364	1'29.383	264.3	12:07'47.784
6	19.119	24.455	11.491	10.869	23.498	1'29.432	262.3	12:09'17.216
7	19.188	24.399	11.573	10.875	23.346	1'29.381	261.1	12:10'46.597
8	19.006	24.487	11.544	10.894	23.512	1'29.443	261.7	12:12'16.040
9	19.083	24.446	11.639	10.932	23.328	1'29.428	260.4	12:13'45.468
10	19.109	24.328	11.630	10.934	23.654	1'29.655	258.6	12:15'15.123
11	19.040	24.501	11.645	10.873	23.634	1'29.693	257.9	12:16'44.816
12	19.044	24.354	11.596	10.852	23.448	1'29.294	260.4	12:18'14.110
13	19.166	24.563	11.658	11.125	23.548	1'30.060	257.9	12:19'44.170

60 M. VD MARK (1'29.308)

Lap	Seg. 1	Seg. 2	Seg. 3	Seg. 4	Seg. 5	Lap Time	km/h	Local Time
1	23.646	25.136	11.545	11.513	23.660	1'35.500	259.8	12:01'50.395
2	19.262	24.483	11.428	10.892	23.565	1'29.630	261.1	12:03'20.025
3	19.285	24.493	11.427	10.948	23.426	1'29.579	263.6	12:04'49.604
4	19.284	24.314	11.299	10.973	23.664	1'29.534	262.3	12:06'19.138
5	19.106	24.250	11.309	10.878	23.765	1'29.308	265.6	12:07'48.446
6	19.068	24.375	11.333	44.973	25.976	2'05.725	259.8	12:09'54.171
7	23.317	29.707	12.352	12.758	27.621	1'45.755 P	231.4	12:11'39.926
8	2'43.273	25.872	11.498	11.284	25.933	3'57.860 P	257.9	12:15'37.786

P = Pits In/Out - C = Lap-Time Cancelled

