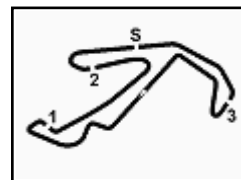




12

WSBK

102/08



Misano World Circuit 4.226 m

Misano Adriatico, 19-20-21 June 2015

Superbike - Chronological Analysis Free Practice 2nd Session

1 / 4

1° 3 M. BIAGGI (1'35.380)

Table with columns: Lap, Seg. 1, Seg. 2, Seg. 3, Seg. 4, Seg. 5, Lap Time, km/h, Local Time. Rows 1-21 showing lap times for M. Biaggi.

2° 34 D. GIUGLIANO (1'35.631)

Table with columns: Lap, Seg. 1, Seg. 2, Seg. 3, Seg. 4, Seg. 5, Lap Time, km/h, Local Time. Rows 1-16 showing lap times for D. Giugliano.

3° 7 C. DAVIES (1'35.637)

Table with columns: Lap, Seg. 1, Seg. 2, Seg. 3, Seg. 4, Seg. 5, Lap Time, km/h, Local Time. Rows 1-18 showing lap times for C. Davies.

4° 91 L. HASLAM (1'35.652)

Table with columns: Lap, Seg. 1, Seg. 2, Seg. 3, Seg. 4, Seg. 5, Lap Time, km/h, Local Time. Rows 1-13 showing lap times for L. Haslam.

Table with columns: Lap, Seg. 1, Seg. 2, Seg. 3, Seg. 4, Seg. 5, Lap Time, km/h, Local Time. Rows 14-21 showing lap times for other riders.

5° 65 J. REA (1'35.672)

Table with columns: Lap, Seg. 1, Seg. 2, Seg. 3, Seg. 4, Seg. 5, Lap Time, km/h, Local Time. Rows 1-19 showing lap times for J. Rea.

6° 66 T. SYKES (1'35.735)

Table with columns: Lap, Seg. 1, Seg. 2, Seg. 3, Seg. 4, Seg. 5, Lap Time, km/h, Local Time. Rows 1-18 showing lap times for T. Sykes.

7° 81 J. TORRES (1'35.966)

Table with columns: Lap, Seg. 1, Seg. 2, Seg. 3, Seg. 4, Seg. 5, Lap Time, km/h, Local Time. Rows 1-23 showing lap times for J. Torres.

8° 36 L. MERCADO (1'36.015)

Table with columns: Lap, Seg. 1, Seg. 2, Seg. 3, Seg. 4, Seg. 5, Lap Time, km/h, Local Time. Rows 1-3 showing lap times for L. Mercado.

P = Pits In/Out - C = Lap-Time Cancelled

FCR PEROGIA TUNING



Official Tyre Supplier

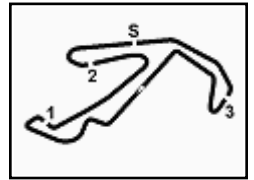
Official Timekeeper



12

WSBK

102/08



Misano Adriatico, 19-20-21 June 2015

Superbike - Chronological Analysis Free Practice 2nd Session

Misano World Circuit 4.226 m

2 / 4

Table with 8 columns: Lap, Seg. 1, Seg. 2, Seg. 3, Seg. 4, Seg. 5, Lap Time, km/h, Local Time. Rows 1-18 showing data for rider 9°.

Table with 8 columns: Lap, Seg. 1, Seg. 2, Seg. 3, Seg. 4, Seg. 5, Lap Time, km/h, Local Time. Rows 1-21 showing data for rider 9°.

Table with 8 columns: Lap, Seg. 1, Seg. 2, Seg. 3, Seg. 4, Seg. 5, Lap Time, km/h, Local Time. Rows 1-19 showing data for rider 10°.

Table with 8 columns: Lap, Seg. 1, Seg. 2, Seg. 3, Seg. 4, Seg. 5, Lap Time, km/h, Local Time. Rows 1-15 showing data for rider 11°.

Table with 8 columns: Lap, Seg. 1, Seg. 2, Seg. 3, Seg. 4, Seg. 5, Lap Time, km/h, Local Time. Rows 16-17 showing data for rider 12°.

Table with 8 columns: Lap, Seg. 1, Seg. 2, Seg. 3, Seg. 4, Seg. 5, Lap Time, km/h, Local Time. Rows 1-18 showing data for rider 12°.

Table with 8 columns: Lap, Seg. 1, Seg. 2, Seg. 3, Seg. 4, Seg. 5, Lap Time, km/h, Local Time. Rows 1-19 showing data for rider 13°.

Table with 8 columns: Lap, Seg. 1, Seg. 2, Seg. 3, Seg. 4, Seg. 5, Lap Time, km/h, Local Time. Rows 1-12 showing data for rider 14°.

Table with 8 columns: Lap, Seg. 1, Seg. 2, Seg. 3, Seg. 4, Seg. 5, Lap Time, km/h, Local Time. Rows 1-13 showing data for rider 15°.

Table with 8 columns: Lap, Seg. 1, Seg. 2, Seg. 3, Seg. 4, Seg. 5, Lap Time, km/h, Local Time. Rows 1-15 showing data for rider 16°.

P = Pits In/Out - C = Lap-Time Cancelled

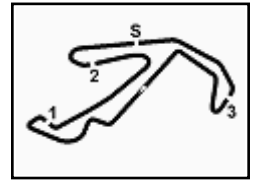
FCR PEROGIA TUNING



Official Tyre Supplier



Official Timekeeper



Misano World Circuit 4.226 m

Misano Adriatico, 19-20-21 June 2015
Superbike - Chronological Analysis Free Practice 2nd Session

| | | | | | | | | |
|----|---------------|---------------|---------------|---------------|---------------|-----------------|-------|--------------|
| 12 | 28.142 | 23.185 | 13.946 | 13.594 | 22.865 | 1'41.732 | 257.8 | 15:41'04.760 |
| 13 | 28.068 | 22.830 | 13.936 | 13.697 | 22.593 | 1'41.124 | 254.1 | 15:42'45.884 |
| 14 | 28.706 | 23.506 | 15.139 | 16.734 | 25.329 | 1'49.414 P | 211.4 | 15:44'35.298 |
| 15 | 4'05.955 | 25.033 | 15.098 | 14.203 | 23.014 | 5'23.303 P | 248.3 | 15:49'58.601 |
| 16 | 28.018 | 22.987 | 13.964 | 13.570 | 22.574 | 1'41.113 | 253.5 | 15:51'39.714 |
| 17 | 27.907 | 22.819 | 14.077 | 13.514 | 22.515 | 1'40.832 | 254.7 | 15:53'20.546 |
| 18 | 28.239 | 23.097 | 13.918 | 13.483 | 22.457 | 1'41.194 | 257.1 | 15:55'01.740 |

| | | | | | | | | |
|------------|------------------------------|--|--|--|--|--|--|--|
| 25° | 10 I. TOTH (1'43.190) | | | | | | | |
|------------|------------------------------|--|--|--|--|--|--|--|

| Lap | Seg. 1 | Seg. 2 | Seg. 3 | Seg. 4 | Seg. 5 | Lap Time | km/h | Local Time |
|-----|---------------|---------------|---------------|---------------|---------------|-----------------|--------------|--------------|
| | | 26.977 | 15.382 | 14.690 | 24.653 | | 242.2 | 15:02'04.520 |
| 1 | 30.675 | 25.384 | 15.666 | 15.050 | 23.585 | 1'50.360 | 190.8 | 15:03'54.880 |
| 2 | 28.846 | 27.388 | 15.602 | 15.221 | 24.911 | 1'51.968 | 248.8 | 15:05'46.848 |
| 3 | 28.672 | 23.318 | 14.147 | 13.925 | 23.158 | 1'43.220 | 257.1 | 15:07'30.068 |
| 4 | 33.561 | 25.501 | 14.640 | 14.701 | 24.178 | 1'52.581 P | 254.7 | 15:09'22.649 |
| 5 | 9'57.409 | 26.044 | 15.420 | 14.620 | 24.552 | 11'18.045 P | 248.3 | 15:20'40.694 |
| 6 | 29.834 | 26.619 | 14.447 | 14.034 | 23.285 | 1'48.219 | 257.8 | 15:22'28.913 |
| 7 | 28.866 | 23.310 | 14.304 | 13.853 | 22.907 | 1'43.240 C | 260.2 | 15:24'12.153 |
| 8 | 31.355 | 26.501 | 15.626 | 19.600 | 27.276 | 2'00.358 C | 226.4 | 15:26'12.511 |
| 9 | 8'33.486 | 25.921 | 14.926 | 14.968 | 25.919 | 9'55.220 P | 255.3 | 15:36'07.731 |
| 10 | 29.157 | 25.757 | 14.691 | 14.288 | 23.691 | 1'47.584 | 255.9 | 15:37'55.315 |
| 11 | 28.820 | 23.314 | 14.047 | 13.943 | 23.066 | 1'43.190 | 259.6 | 15:39'38.505 |
| 12 | 30.702 | 26.330 | 14.186 | 14.930 | 25.662 | 1'51.810 P | 260.9 | 15:41'30.315 |
| 13 | 6'51.102 | 26.245 | 15.102 | 14.669 | 23.502 | 8'10.620 P | 254.7 | 15:49'40.935 |
| 14 | 28.830 | 24.009 | 13.996 | 13.887 | 23.011 | 1'43.733 | 257.1 | 15:51'24.668 |
| 15 | 28.491 | 26.346 | 14.500 | 14.022 | 23.036 | 1'46.395 | 260.2 | 15:53'11.063 |
| 16 | 28.792 | 23.184 | 14.265 | 13.787 | 23.266 | 1'43.294 | 257.8 | 15:54'54.357 |

P = Pits In/Out - C = Lap-Time Cancelled