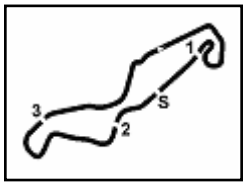

TT Circuit Assen 4.542 m

Assen, 17-18-19 April 2015

Superbike - Chronological Analysis Free Practice 2nd session

1° 7 C. DAVIES (1'35.748)

Lap	Seg. 1	Seg. 2	Seg. 3	Seg. 4	Seg. 5	Lap Time	km/h	Local Time
		4.947	10.673	30.245	23.342		274.6	15:03'21.922
1	31.899	4.773	9.672	28.235	22.657	1'37.236	281.8	15:04'59.158
2	31.566	**4.746**	9.561	28.056	22.382	1'36.311	284.8	15:06'35.469
3	31.638	4.774	9.672	28.235	22.691	1'37.010	285.5	15:08'12.479
4	31.619	4.807	9.589	28.143	22.481	1'36.639	282.5	15:09'49.118
5	32.989	5.263	9.851	28.976	23.015	1'40.094	265.8	15:11'29.212
6	35.964	6.440	10.930	28.900	22.447	1'44.681 P	219.7	15:13'13.893
7	10'28.991	4.829	10.269	29.959	23.853	11'37.901 P	278.9	15:24'51.794
8	31.919	4.787	10.225	29.442	23.210	1'39.583	281.0	15:26'31.377
9	31.552	4.784	9.628	28.222	22.627	1'36.813	284.0	15:28'08.190
10	31.583	4.802	9.687	28.182	22.550	1'36.804	**286.3**	15:29'44.994
11	31.543	4.759	9.676	28.341	22.604	1'36.923	284.0	15:31'21.917
12	31.610	4.757	9.620	28.092	22.785	1'36.864	284.0	15:32'58.781
13	32.968	4.872	10.085	29.488	23.403	1'40.816 P	280.3	15:34'39.597
14	6'24.899	4.834	10.111	30.668	25.873	7'36.385 P	278.1	15:42'15.982
15	32.019	4.776	9.704	28.811	22.955	1'38.265	284.8	15:43'54.247
16	**31.375**	4.748	**9.519**	**27.807**	**22.299**	**1'35.748**	**286.3**	15:45'29.995

2° 66 T. SYKES (1'36.068)

Lap	Seg. 1	Seg. 2	Seg. 3	Seg. 4	Seg. 5	Lap Time	km/h	Local Time
		4.929	11.164	32.978	24.506		273.9	15:04'13.503
1	32.764	4.745	9.879	35.054	23.441	1'45.883	284.0	15:05'59.386
2	31.894	4.786	10.357	29.222	22.331	1'38.590	284.8	15:07'37.976
3	31.815	4.769	9.640	28.026	22.226	1'36.476	285.5	15:09'14.452
4	**31.550**	4.706	9.711	28.146	22.164	1'36.277	287.8	15:10'50.729
5	32.765	4.726	9.987	29.034	20.478	1'36.990 P	284.8	15:12'27.719
6	8'04.617	4.775	10.013	29.040	22.644	9'11.089 P	284.8	15:21'38.808
7	31.679	4.746	9.654	**28.010**	**21.979**	**1'36.068**	287.0	15:23'14.876
8	31.573	4.739	9.664	28.205	22.214	1'36.395	286.3	15:24'51.271
9	35.914	4.724	10.522	28.829	22.210	1'42.199	284.8	15:26'33.470
10	31.657	**4.690**	9.634	28.171	22.286	1'36.438	**290.1**	15:28'09.908
11	32.954	4.707	10.178	29.021	20.825	1'37.685 P	287.0	15:29'47.593
12	7'21.300	4.800	10.237	29.282	35.853	8'41.472 P	278.9	15:38'29.065
13	32.300	4.765	10.124	28.240	22.259	1'37.688	283.3	15:40'06.753
14	31.642	4.743	9.674	28.221	22.180	1'36.460	284.8	15:41'43.213
15	35.777	5.715	10.615	29.050	22.324	1'43.481	262.5	15:43'26.694
16	31.571	4.723	**9.607**	28.168	22.222	1'36.291	288.6	15:45'02.985

3° 65 J. REA (1'36.190)

Lap	Seg. 1	Seg. 2	Seg. 3	Seg. 4	Seg. 5	Lap Time	km/h	Local Time
		4.819	10.923	29.386	22.725		281.8	15:01'49.632
1	31.808	4.791	9.691	28.448	22.417	1'37.155	280.3	15:03'26.787
2	31.722	4.732	9.880	28.344	22.347	1'37.025	284.8	15:05'03.812
3	31.829	**4.718**	9.756	28.402	22.454	1'37.159	**288.6**	15:06'40.971
4	31.724	4.722	9.708	28.399	22.277	1'36.830	287.0	15:08'17.801
5	33.091	4.814	10.207	28.853	22.340	1'39.305 P	281.0	15:09'57.106
6	5'02.966	4.798	9.987	28.934	22.440	6'09.125 P	284.0	15:16'06.231
7	31.863	4.778	9.651	28.619	22.867	1'37.778	282.5	15:17'44.009
8	31.752	4.759	9.728	28.248	22.244	1'36.731	282.5	15:19'20.740
9	31.688	4.722	**9.624**	28.520	20.718	1'35.272 P	287.8	15:20'56.012
10	10'10.038	4.840	10.040	28.457	22.688	11'16.063 P	278.1	15:32'12.075
11	31.818	4.773	9.686	**28.027**	24.556	1'38.860 P	283.3	15:33'50.935
12	4'28.704	4.787	10.042	28.433	22.380	5'34.346 P	281.8	15:39'25.281
13	31.695	4.765	9.683	28.213	**22.176**	1'36.532	283.3	15:41'01.813
14	32.835	5.043	10.831	29.609	22.543	1'40.861	275.3	15:42'42.674
15	**31.459**	4.736	9.644	28.122	22.229	**1'36.190**	284.8	15:44'18.864
16	32.677	8.480	11.801	30.632	21.755	1'45.345 P	194.3	15:46'04.209

4° 91 L. HASLAM (1'36.480)

Lap	Seg. 1	Seg. 2	Seg. 3	Seg. 4	Seg. 5	Lap Time	km/h	Local Time
		5.220	11.212	30.332	23.255		266.4	15:02'09.860
1	32.340	4.801	10.095	28.598	22.835	1'38.669	281.8	15:03'48.529
2	34.388	4.765	10.979	28.674	22.869	1'41.675	276.7	15:05'30.204
3	32.091	**4.712**	9.825	28.476	22.456	1'37.560	**289.4**	15:07'07.764
4	32.257	4.755	9.776	28.434	23.623	1'38.845	287.8	15:08'46.609
5	34.386	5.505	10.830	30.855	27.108	1'48.684 P	249.7	15:10'35.293
6	8'33.920	4.953	10.550	29.631	22.786	9'41.840 P	276.0	15:20'17.133
7	31.845	4.770	9.891	28.394	22.649	1'37.549	281.0	15:21'54.682
8	31.869	4.812	9.844	28.438	22.344	1'37.307	282.5	15:23'31.989
9	32.007	4.791	9.739	28.304	22.344	1'37.185	282.5	15:25'09.174
10	34.411	5.377	10.822	31.013	26.031	1'47.654 P	253.3	15:26'56.828
11	10'07.852	5.021	10.729	30.568	28.187	11'22.357 P	270.5	15:38'19.185
12	31.850	4.789	9.888	28.441	22.549	1'37.517	282.5	15:39'56.702
13	31.788	4.802	9.779	**28.169**	22.230	1'36.768	284.0	15:41'33.470
14	34.126	5.185	10.255	28.632	22.571	1'40.769	263.8	15:43'14.239
15	**31.686**	4.730	**9.711**	28.231	**22.122**	**1'36.480**	287.8	15:44'50.719
16	32.621	4.941	10.084	29.517	24.386	1'41.549	280.3	15:46'32.268

5° 60 M. VD MARK (1'36.525)

Lap	Seg. 1	Seg. 2	Seg. 3	Seg. 4	Seg. 5	Lap Time	km/h	Local Time
		4.873	10.756	29.471	23.283		273.9	15:02'11.429
1	32.581	4.864	10.129	28.363	22.560	1'38.497	277.4	15:03'49.926
2	32.521	4.806	10.040	28.318	22.488	1'38.173	280.3	15:05'28.099
3	31.955	4.776	9.765	28.337	23.429	1'38.262	281.8	15:07'06.361
4	32.017	4.835	9.748	28.266	22.327	1'37.193	279.6	15:08'43.554
5	33.300	4.870	9.805	28.514	21.258	1'37.747 P	276.0	15:10'21.301
6	6'17.339	4.848	10.103	28.329	22.519	7'23.138 P	278.9	15:17'44.439
7	32.040	4.821	9.735	28.144	22.314	1'37.054	279.6	15:19'21.493
8	31.789	4.800	9.672	28.161	22.639	1'37.061	282.5	15:20'58.554
9	34.468	4.839	9.830	28.433	20.167	1'37.737 P	278.9	15:22'36.291
10	7'17.213	4.855	10.206	28.530	22.542	8'23.346 P	278.1	15:30'59.637
11	31.955	4.847	**9.658**	27.920	**22.145**	**1'36.525**	278.1	15:32'36.162
12	**31.748**	4.844	9.659	28.027	22.254	1'36.532	278.1	15:34'12.694
13	31.811	4.876	9.796	28.248	22.221	1'36.952	277.4	15:35'49.646
14	31.985	4.854	9.705	27.958	22.249	1'36.751	278.1	15:37'26.397
15	31.835	4.847	9.715	**27.879**	22.295	1'36.571	278.1	15:39'02.968
16	31.860	4.837	9.718	28.145	22.356	1'36.916	279.6	15:40'39.884
17	32.016	4.837	9.736	28.125	22.467	1'37.181	278.1	15:42'17.065
18	35.862	4.809	9.880	32.273	22.894	1'45.718	278.1	15:44'02.783
19	31.978	**4.744**	9.782	28.262	22.369	1'37.135	**285.5**	15:45'39.918

6° 81 J. TORRES (1'36.840)

Lap	Seg. 1	Seg. 2	Seg. 3	Seg. 4	Seg. 5	Lap Time	km/h	Local Time
		5.017	12.151	30.815	24.537		241.3	15:02'47.477
1	33.929	6.662	10.929	29.362	23.358	1'44.240	229.5	15:04'31.717
2	32.695	**4.729**	11.171	29.899	23.025	1'41.519	**288.6**	15:06'13.236
3	32.794	**4.729**	10.339	28.614	22.868	1'39.344	**288.6**	15:07'52.580
4	32.334	4.780	10.042	28.465	22.765	1'38.386	284.0	15:09'30.966
5	32.393	4.791	10.072	28.556	22.768	1'38.580	284.0	15:11'09.546
6	32.210	4.787	9.961	28.386	22.666	1'38.010	284.0	15:12'47.556
7	32.047	4.775	9.981	28.359	22.633	1'37.795	284.0	15:14'25.351
8	1'00.787	5.352	11.870	29.965	23.114	2'11.088	253.9	15:16'36.439
9	33.103	4.820	10.273	28.962	23.666	1'40.824 P	284.8	15:18'17.263
10	8'40.707	5.326	12.779	35.912	24.678	9'59.402 P	256.9	15:28'16.665
11	33.251	4.794	10.421	28.822	23.301	1'40.589	282.5	15:29'57.254
12	32.147	4.780	10.111	28.551	22.671	1'38.260	284.0	15:31'35.514
13	32.254	4.794	10.104	28.348	22.684	1'38.184	284.0	15:33'13.698
14	32.008	4.796	9.890	28.143	22.563	1'37.400	284.0	15:34'51.098
15	32.029	4.792	9.982	28.086	22.469	1'37.358	284.0	15:36'28.456
16	36.578	4.926	10.710	30.617	28.215	1'51.046	276.0	15:38'19.502
17	32.139	4.752	9.873	28.386	22.625	1'37.775	287.0	15:39'57.277
18	**31.874**	4.776	9.792	**28.079**	**22.319**	**1'36.840**	284.8	15:41'34.117
19	33.379	4.908	10.009	28.292	22.427	1'39.015	279.6	15:43'13.132
20	31.896	4.750	9.838	28.230	22.434	1'37.148	285.5	15:44'50.280
21	31.954	4.805	**9.767**	28.081	22.525	1'37.132	286.3	15:46'27.412

7° 22 A. LOWES (1'36.918)

Lap	Seg. 1	Seg. 2	Seg. 3	Seg. 4	Seg. 5	Lap Time	km/h	Local Time
		5.422	11.452	31.796	23.031		263.2	15:02'12.729
1	33.192	4.797	10.194	28.975	22.807	1'39.965	283.3	15:03'52.694
2	32.726	**4.718**	10.083	28.687	23.031	1'39.245	289.4	15:05'31.939
3	32.531	4.736	9.936	28.583	22.848	1'38.634	**291.7**	15:07'10.573
4	42.783	6.584	11.746	34.346	24.207	1'59.666 P	196.1	15:09'10.239
5	11'54.908	5.243	10.929	34.680	23.246	13'09.006 P	269.1	15:22'19.245
6	32.910	4.783	9.879	28.521	22.683	1'38.776	283.3	15:23'58.021
7	32.529	4.771	9.863	28.500	22.581	1'38.244	283.3	15:25'36.265
8	35.209	4.814	10.531	29.988	26.950	1'47.492 P	281.8	15:27'23.757
9	8'43.518	4.847	10.196	53.825	23.665	10'16.051 P	280.3	15:37'39.808
10	32.455	4.758	9.902	**28.170**	22.386	1'37.671	288.6	15:39'17.479
11	**31.922**	4.761	**9.684**	28.182	**22.369**	**1'36.918**	284.8	15:40'54.397
12	39.614	6.824	11.223	31.670	22.945	1'52.276	219.2	15:42'46.673
13	32.142	4.790	9.715	28.370	22.702	1'37.719	284.8	15:44'24.392
14	39.592	4.761	9.900	28.607	23.125	1'45.985	289.4	15:46'10.377

8° 1 S. GUINTOLI (1'36.950)

Lap	Seg. 1	Seg. 2	Seg. 3	Seg. 4	Seg. 5	Lap Time	km/h	Local Time
		4.948	10.982	31.000	23.175		270.5	15:02'56.021
1	32.439	4.795	9.887	28.414	22.693	1'38.228	281.8	15:04'34.249
2	32.024	**4.723**	9.793	28.252	22.409	1'37.201	299.0	15:06'11.450
3	31.991	4.751	9.745	28.355	22.389	1'37.231	284.0	15:07'48.681
4	31.818	4.748	9.720	28.515	22.923	1'37.724	296.5	15:09'26.405
5	31.984	4.795	9.704	28.328	22.416	1'37.227	282.5	15:11'03.632
6	31.839	4.794	9.741	28.270	22.434	1'37.078	282.5	15:12'40.710
7	37.785	7.488	12.975	30.204	23.998	1'52.450	156.2	15:14'33.160
8	37.027	4.818	10.288	29.121	21.854	1'43.108 P	280.3	15:16'16.268
9	7'50.915	4.905	10.307	30.041	22.992	8'59.160 P	277.4	15:25'15.428
10	32.169	4.745	10.088	29.812	23.223	1'40.037	290.1	15:26'55.465
11	32.097	4.750	9.814	28.378	22.730	1'37.769	298.2	15:28'33.234
12	36.273	4.843	11.288	31.210	21.385	1'44.999 P	281.0	15:30'18.233
13	6'12.489	4.888	10.321	29.135	22.835	7'19.668 P	278.9	15:37'37.901
14	31.821	4.794	9.768	**28.210**	**22.357**	**1'36.950**	296.5	15:39'14.851
15	**31.723**	4.806	9.810	28.393	22.377	1'37.109	281.8	15:40'51.960
16	38.262	6.231	11.474	33.182	22.590	1'51.739	233.5	15:42'43.699
17	33.920	5.280	10.810	33.037	22.867	1'45.914	266.4	15:44'29.613
18	31.939	4.741	**9.690**	28.375	22.628	1'37.373	**300.7**	15:46'06.986

P = Pits In/Out - C = Lap-Time Cancelled

PIRELLI
Official Tyre Supplier

TISSOT
SWISS WATCHES SINCE 1853
Official Timekeeper

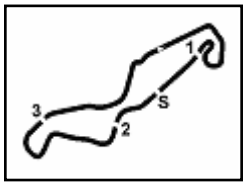

TT Circuit Assen 4.542 m

Assen, 17-18-19 April 2015

Superbike - Chronological Analysis Free Practice 2nd session

9° 112 X. FORES (1'36.964)

Lap	Seg. 1	Seg. 2	Seg. 3	Seg. 4	Seg. 5	Lap Time	km/h	Local Time
		5.026	11.209	30.147	23.415		268.4	15:02'49.473
1	32.621	4.805	10.182	31.486	28.314	1'47.408	280.3	15:04'36.881
2	32.486	**4.754**	9.936	28.423	22.847	1'38.446	**287.0**	15:06'15.327
3	35.451	6.456	10.920	29.346	22.707	1'44.880 P	204.6	15:08'00.207
4	11'49.046	4.921	10.620	31.831	23.004	12'59.422 P	274.6	15:20'59.629
5	32.185	4.814	9.982	28.603	22.698	1'38.282	279.6	15:22'37.911
6	31.989	4.814	9.793	28.314	22.617	1'37.527	280.3	15:24'15.438
7	31.910	4.798	9.958	28.343	22.878	1'37.887	282.5	15:25'53.325
8	32.145	4.775	10.633	29.235	22.891	1'39.679	273.9	15:27'33.004
9	31.991	4.818	9.833	36.575	27.476	1'50.693 P	279.6	15:29'23.697
10	9'03.892	5.246	10.470	28.732	22.705	10'11.045 P	265.8	15:39'34.742
11	32.034	4.793	9.848	28.201	**22.415**	1'37.291	281.8	15:41'12.033
12	31.916	4.806	9.806	28.187	22.474	1'37.189	281.8	15:42'49.222
13	31.989	4.780	**9.719**	28.229	22.451	1'37.168	281.8	15:44'26.390
14	**31.863**	4.770	9.739	**28.139**	22.453	**1'36.964**	286.3	15:46'03.354

10° 2 L. CAMIER (1'37.061)

Lap	Seg. 1	Seg. 2	Seg. 3	Seg. 4	Seg. 5	Lap Time	km/h	Local Time
		5.147	10.911	29.998	23.002		263.2	15:02'22.673
1	32.237	4.958	9.985	28.481	22.714	1'38.375	274.6	15:04'01.048
2	31.919	4.858	9.843	28.266	22.526	1'37.412	282.5	15:05'38.460
3	**31.776**	**4.832**	10.128	28.714	23.282	1'38.732	**284.0**	15:07'17.192
4	32.328	5.097	10.489	29.818	22.841	1'40.573	270.5	15:08'57.765
5	31.960	4.914	9.814	28.378	22.487	1'37.553	278.1	15:10'35.318
6	37.271	5.140	10.229	29.051	23.909	1'45.600 P	270.5	15:12'20.918
7	6'56.234	5.216	10.430	29.076	22.943	8'03.899 P	260.0	15:20'24.817
8	32.589	4.947	9.954	28.553	22.682	1'38.725	273.9	15:22'03.542
9	32.139	4.938	9.866	28.453	22.530	1'37.926	276.0	15:23'41.468
10	32.383	5.047	10.017	29.310	22.794	1'39.551	271.1	15:25'21.019
11	32.022	4.854	9.826	28.685	22.434	1'37.821 P	276.7	15:26'58.840
12	5'40.282	5.119	11.139	29.349	22.887	6'48.776 P	262.5	15:33'47.616
13	31.845	4.955	9.737	28.260	22.632	1'37.429	275.3	15:35'25.045
14	31.860	4.966	**9.693**	**28.093**	22.520	1'37.132	276.0	15:37'02.177
15	33.128	5.098	10.133	29.377	22.943	1'40.679	263.8	15:38'42.856
16	31.920	4.896	11.277	30.398	23.841	1'42.332	276.7	15:40'25.188
17	31.809	4.924	9.728	28.274	**22.326**	**1'37.061**	277.4	15:42'02.249
18	35.574	5.091	10.194	29.506	23.091	1'43.456	266.4	15:43'45.705
19	31.893	4.891	9.810	28.168	22.440	1'37.202	278.9	15:45'22.907

11° 86 A. BADOVINI (1'37.319)

Lap	Seg. 1	Seg. 2	Seg. 3	Seg. 4	Seg. 5	Lap Time	km/h	Local Time
		8.517	14.682	31.649	24.454		109.6	15:04'04.557
1	31.957	**4.678**	10.271	28.657	22.991	1'38.554	286.3	15:05'43.111
2	31.870	4.713	9.754	28.476	23.523	1'38.336	**288.6**	15:07'21.447
3	32.534	4.786	9.827	28.382	23.066	1'38.595	284.0	15:09'00.042
4	32.083	4.751	9.758	28.464	22.753	1'37.809	284.8	15:10'37.851
5	34.238	4.966	10.213	29.526	22.781	1'41.724 P	272.5	15:12'19.575
6	24'36.490	6.372	12.687	33.949	30.999	26'00.497 P	214.9	15:38'20.072
7	32.142	4.760	**9.694**	**28.115**	**22.608**	**1'37.319**	286.3	15:39'57.391
8	33.379	4.811	10.029	28.558	22.823	1'39.600	282.5	15:41'36.991
9	33.331	7.367	11.186	29.266	23.050	1'44.200	172.8	15:43'21.191
10	**31.868**	4.740	9.880	28.425	22.932	1'37.845	284.8	15:44'59.036
11	40.017	4.872	15.164	30.866	23.680	1'54.599	281.0	15:46'53.635

12° 44 D. SALOM (1'37.362)

Lap	Seg. 1	Seg. 2	Seg. 3	Seg. 4	Seg. 5	Lap Time	km/h	Local Time
		6.693	13.440	33.157	24.813		199.0	15:04'07.901
1	32.947	4.848	10.320	29.714	23.227	1'41.056	280.3	15:05'48.957
2	32.229	4.788	10.004	28.798	23.217	1'39.036	283.3	15:07'27.993
3	32.463	4.848	10.004	28.632	23.187	1'39.134	280.3	15:09'07.127
4	34.692	5.539	10.689	31.488	23.746	1'46.154 P	247.4	15:10'53.281
5	13'15.854	5.095	10.873	30.860	26.030	14'28.712 P	258.1	15:25'21.993
6	32.222	**4.753**	9.961	28.328	23.096	1'38.360	284.0	15:27'00.353
7	32.013	4.847	10.061	28.437	23.012	1'38.370	280.3	15:28'38.723
8	32.333	4.804	9.988	28.456	22.905	1'38.486	284.0	15:30'17.209
9	32.094	4.833	9.954	28.579	22.857	1'38.317	279.6	15:31'55.526
10	34.385	5.334	10.728	30.289	23.483	1'44.219 P	252.7	15:33'39.745
11	4'08.458	5.205	10.804	33.236	26.420	5'24.123 P	255.7	15:39'03.868
12	32.179	4.847	9.922	28.426	**22.578**	1'37.952	281.0	15:40'41.820
13	**31.762**	4.795	10.010	**28.154**	22.641	**1'37.362**	282.5	15:42'19.182
14	31.810	4.759	**9.908**	29.793	25.439	1'41.709 P	**284.8**	15:44'00.891

13° 15 M. BAIOCCO (1'37.389)

Lap	Seg. 1	Seg. 2	Seg. 3	Seg. 4	Seg. 5	Lap Time	km/h	Local Time
		5.449	11.751	32.351	24.397		250.3	15:04'19.536
1	33.128	4.809	11.150	31.323	23.468	1'43.878	**283.3**	15:06'03.414
2	32.673	4.833	10.316	29.400	23.105	1'40.327	281.0	15:07'43.741
3	32.453	4.852	10.180	31.401	28.912	1'47.798	276.7	15:09'31.539
4	32.627	4.809	10.158	28.886	23.099	1'39.579	**283.3**	15:11'11.118
5	32.543	4.840	10.090	28.790	22.848	1'39.111	278.1	15:12'50.229
6	36.224	6.081	11.740	31.723	23.237	1'49.005 P	221.5	15:14'39.234
7	6'19.006	5.455	11.514	42.402	24.296	7'42.673 P	246.9	15:22'21.907
8	32.670	4.874	10.124	39.431	27.520	1'54.619	276.0	15:24'16.526
9	32.391	4.845	10.166	28.515	22.951	1'38.868	278.1	15:25'55.394
10	32.311	4.799	10.002	28.576	23.788	1'39.476	282.5	15:27'34.870
11	32.398	5.084	17.727	32.223	24.606	1'52.038	237.6	15:29'26.908
12	32.108	4.836	10.095	29.444	22.701	1'39.184 P	279.6	15:31'06.092
13	6'30.410	4.967	11.355	31.729	23.789	7'42.250 P	263.2	15:38'48.342
14	32.166	4.824	9.966	28.266	23.482	1'38.704	279.6	15:40'27.046
15	**31.893**	4.826	9.972	**28.241**	**22.457**	**1'37.389**	280.3	15:42'04.435
16	36.839	7.685	15.346	36.010	24.046	1'59.926	132.2	15:44'04.361
17	32.018	**4.780**	**9.934**	30.484	25.273	1'42.489	282.5	15:45'46.850

14° 18 N. TEROL (1'37.485)

Lap	Seg. 1	Seg. 2	Seg. 3	Seg. 4	Seg. 5	Lap Time	km/h	Local Time
		4.964	10.807	29.918	23.373		268.4	15:02'37.162
1	32.697	4.821	10.058	28.835	22.813	1'39.224	279.6	15:04'16.386
2	32.244	**4.721**	10.156	28.683	**22.762**	1'38.566	**287.0**	15:05'54.952
3	32.282	4.740	10.055	28.574	22.963	1'38.614	282.5	15:07'33.566
4	33.827	5.037	10.238	29.874	23.222	1'42.198	269.1	15:09'15.764
5	32.267	4.770	10.018	28.555	23.577	1'39.187	281.8	15:10'54.951
6	32.233	4.829	10.018	28.524	22.768	1'38.372	276.7	15:12'33.323
7	32.276	4.817	10.035	28.635	22.833	1'38.596	279.6	15:14'11.919
8	32.273	4.806	9.953	28.566	22.846	1'38.444	276.7	15:15'50.363
9	34.998	5.126	10.662	29.559	23.438	1'43.783 P	256.9	15:17'34.146
10	14'41.672	4.973	10.433	29.293	22.973	15'49.344 P	264.5	15:33'23.490
11	32.473	4.827	9.990	28.696	22.872	1'38.858	281.0	15:35'02.348
12	32.320	4.819	10.331	29.781	22.708	1'39.959 P	280.3	15:36'42.307
13	2'13.088	8.355	13.480	31.960	28.531	3'35.414 P	104.7	15:40'17.721
14	32.795	5.164	12.268	41.320	28.795	2'00.342	224.7	15:42'18.063
15	32.208	4.779	10.859	35.153	24.702	1'47.701	278.9	15:44'05.764
16	**31.945**	4.726	**9.788**	**28.263**	22.763	**1'37.485**	286.3	15:45'43.249

15° 36 L. MERCADO (1'37.889)

Lap	Seg. 1	Seg. 2	Seg. 3	Seg. 4	Seg. 5	Lap Time	km/h	Local Time
		4.931	11.320	30.035	24.155		267.8	15:02'16.808
1	36.002	6.993	11.388	29.162	23.306	1'46.851	178.5	15:04'03.659
2	32.662	4.772	11.015	29.689	23.048	1'41.186	283.3	15:05'44.845
3	32.856	**4.767**			25.740	2'02.110	**285.5**	15:07'46.955
4	32.727	4.840	10.060	28.708	23.008	1'39.343	281.8	15:09'26.298
5	32.565	4.817	9.894	28.560	22.722	1'38.558	280.3	15:11'04.856
6	32.567	4.814	10.774	34.820	22.954	1'45.929 P	281.0	15:12'50.785
7	8'59.327	7.851	12.191	29.378	23.253	10'12.000 P	158.3	15:23'02.785
8	32.374	4.835	9.897	**28.260**	22.642	1'38.008	280.3	15:24'40.793
9	40.499	7.548	11.151	32.473	23.055	1'54.726	196.4	15:26'35.519
10	32.400	4.780	9.891	28.281	22.738	1'38.090	284.8	15:28'13.609
11	32.348	4.810	**9.844**	28.277	**22.610**	**1'37.889**	282.5	15:29'51.498
12	32.364	4.799	9.896	28.336	22.876	1'38.271	283.3	15:31'29.769
13	39.173	5.505	10.607	29.076	21.864	1'46.225 P	262.5	15:33'15.994
14	5'32.001	10.092	10.900	28.717	22.986	6'44.696 P	193.2	15:40'00.690
15	**32.107**	4.806	10.472	28.876	22.735	1'38.996	282.5	15:41'39.686
16	32.558	4.822	10.073	30.054	25.128	1'42.635	279.6	15:43'22.321
17	32.345	4.783	9.882	28.291	22.889	1'38.190	284.0	15:45'00.511

16° 14 R. DE PUNIET (1'38.066)

Lap	Seg. 1	Seg. 2	Seg. 3	Seg. 4	Seg. 5	Lap Time	km/h	Local Time
		4.979	11.966	30.094	23.206		268.4	15:01'50.686
1	32.414	4.835	10.110	28.609	23.063	1'39.031	281.0	15:03'29.717
2	34.492	5.161	11.743	39.305	28.263	1'58.964	261.3	15:05'28.681
3	32.321	**4.743**	9.887	28.355	22.849	1'38.155	**284.8**	15:07'06.836
4	32.405	4.778	**9.851**	28.333	23.726	1'39.093	**284.8**	15:08'45.929
5	36.563	5.560	10.918	30.358	27.918	1'51.317 P	249.2	15:10'37.246
6	10'21.510	5.148	11.759	31.551	23.918	11'33.886 P	239.7	15:22'11.132
7	6'00.463	4.841	10.823	29.672	22.276	7'08.075 P	277.4	15:29'19.207
8	4'00.268	5.001	11.382	36.544	28.353	5'21.548 P	266.4	15:34'40.755
9	32.452	4.832	10.163	28.525	22.927	1'38.899	280.3	15:36'19.654
10	38.332	5.256	11.137	33.740	32.488	2'00.953	258.8	15:38'20.607
11	37.432	4.959	11.298	33.638	30.846	1'58.173	248.6	15:40'18.780
12	32.531	4.842	10.710	33.750	42.440	2'04.273	271.8	15:42'23.053
13	33.015	4.800	10.014	28.793	23.520	1'40.142	278.9	15:44'03.195
14	**32.237**	4.762	10.070	**28.206**	**22.791**	**1'38.066**	284.0	15:45'41.261

17° 40 R. RAMOS (1'38.225)

Lap	Seg. 1	Seg. 2	Seg. 3	Seg. 4	Seg. 5	Lap Time	km/h	Local Time
		5.377	11.429	33.189	24.565		250.3	15:09'48.489
1	34.313	5.118	10.117	29.682	23.305	1'42.535	267.8	15:11'31.024
2	32.586	4.909	10.144	28.743	23.496	1'39.878		15:13'10.902
3	32.503	4.917	10.064	28.666	23.180	1'39.330	275.3	15:14'50.232
4	34.228	5.036	10.228	29.431	22.382	1'41.305 P	269.1	15:16'31.537
5	7'01.178	5.008	10.349	29.247	23.957	8'09.739 P	267.8	15:24'41.276
6	32.628	4.910			27.445	2'07.971	272.5	15:26'49.247
7	32.644	4.883	10.141	28.856	23.483	1'40.007	276.7	15:28'29.254
8	32.502	4.873	10.105	28.974	23.462	1'39.916	278.9	15:30'09.170
9	33.246	4.940	10.179	29.566	23.520	1'41.451 P	276.7	15:31'50.621
10	5'38.383	5.531	10.706	29.821	28.122	6'52.563 P	236.6	15:38'43.184

P = Pits In/Out - C = Lap-Time Cancelled

PIRELLI
Official Tyre Supplier

TISSOT
SWISS WATCHES SINCE 1853
Official Timekeeper

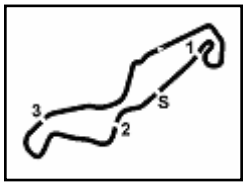

TT Circuit Assen 4.542 m

Assen, 17-18-19 April 2015

Superbike - Chronological Analysis Free Practice 2nd session

11	32.453	4.947	10.549	29.683	26.484	1'44.116	280,3	15:40'27.300
12	**32.143**	**4.846**	**9.989**	**28.361**	**22.886**	**1'38.225**	**281.8**	15:42'05.525
13	35.905	5.822	11.025	33.938	27.942	1'54.632	235.0	15:44'00.157
14	32.296	4.877	10.297	28.669	23.218	1'39.357	280,3	15:45'39.514

18° 51 S. BARRAGÁN (1'39.210)

Lap	Seg. 1	Seg. 2	Seg. 3	Seg. 4	Seg. 5	Lap Time	km/h	Local Time
		5.104	11.685	30.175	24.240		231.5	15:02'16.436
1	33.725	4.978	10.784	29.097	23.638	1'42.222	266.4	15:03'58.658
2	33.241	4.909	10.476	29.167	23.600	1'41.393	273,2	15:05'40.051
3	33.236	4.911	10.481	29.048	23.695	1'41.371	271.8	15:07'21.422
4	33.104	4.926	10.393	30.251	24.756	1'43.430 P	271,1	15:09'04.852
5	7'34.063	4.917	10.455	28.747	**23.023**	8'41.205 P	271,8	15:17'46.057
6	**32.462**	4.918	**10.193**	28.554	23.083	**1'39.210**	**287.8**	15:19'25.267
7	34.264	4.994	10.889	28.815	23.437	1'42.399	253,9	15:21'07.666
8	32.808	4.968	10.303	28.748	23.280	1'40.107	269.8	15:22'47.773
9	32.906	4.984	10.639	29.712	24.511	1'42.752 P	267.1	15:24'30.525
10	10'37.206	5.241	11.974	32.056	23.308	11'49.785 P	244,1	15:36'20.310
11	33.103	4.971	10.281	**28.525**	23.412	1'40.292	269.8	15:38'00.602
12	43.523	5.061	10.633	29.269	23.335	1'51.821	267.8	15:39'52.423
13	32.907	4.970	10.455	28.711	23.362	1'40.405	269.1	15:41'32.828
14	35.308	4.988	10.619	28.843	23.279	1'43.037	259.4	15:43'15.865
15	32.803	**4.907**	10.269	28.698	23.304	1'39.981	271,8	15:44'55.846
16	32.873	4.926	10.227	29.530	26.245	1'43.801 P	272,5	15:46'39.647

19° 23 C. PONSSON (1'39.250)

Lap	Seg. 1	Seg. 2	Seg. 3	Seg. 4	Seg. 5	Lap Time	km/h	Local Time
		5.014	11.229	30.848	23.725		265.1	15:02'14.154
1	33.992	4.960	10.386	29.329	23.421	1'42.088	270.5	15:03'56.242
2	33.238	4.925	10.338	29.177	23.303	1'40.981	273,2	15:05'37.223
3	32.812	4.898	10.275	29.090	23.069	1'40.144	275,3	15:07'17.367
4	33.039	4.923	10.192	28.928	23.209	1'40.291	273,9	15:08'57.658
5	**32.612**	**4.894**	**10.180**	**28.835**	**22.729**	**1'39.250**	**276.0**	15:10'36.908
6	35.977	4.975	10.415	28.876	22.706	1'42.949 P	269,8	15:12'19.857
7	11'53.869	5.469	11.015	30.491	21.023	13'01.867 P	255,1	15:25'21.724
8	2'16.682	5.766	12.083	35.420	25.002	3'34.953 P	249,7	15:28'56.677
9	33.237	4.998	10.218	28.969	23.097	1'40.519	270,5	15:30'37.196
10	37.678	5.078	10.714	30.615	21.860	1'45.945 P	267.1	15:32'23.141
11	4'22.232	6.770	11.672	35.895	41.338	5'57.907 P	219,7	15:38'21.048

20° 59 N. CANEPA (1'39.511)

Lap	Seg. 1	Seg. 2	Seg. 3	Seg. 4	Seg. 5	Lap Time	km/h	Local Time
		5.065	10.777	31.464	24.434		264,5	15:01'53.922
1	33.773	5.066	10.253	29.115	23.420	1'41.627	265,1	15:03'35.549
2	32.990	4.965	10.111	29.056	23.402	1'40.524	**269.1**	15:05'16.073
3	34.302	5.041	10.823	29.957	22.317	1'42.440 P	265.8	15:06'58.513
4	5'13.670	5.155	10.377	29.205	23.484	6'21.891 P	258,8	15:13'20.404
5	32.915	5.052	10.083	29.057	23.562	1'40.669	265,1	15:15'01.073
6	34.191	5.184	10.485	29.667	21.837	1'41.364 P	257,5	15:16'42.437
7	6'10.777	5.717	12.294	29.928	24.529	7'23.245 P	198,6	15:24'05.682
8	32.822	5.015	**10.015**	28.740	23.220	1'39.812	266.4	15:25'45.494
9	35.996	5.141	10.597	35.020	23.627	1'50.381	263,2	15:27'35.875
10	32.926	**4.938**	10.825	29.508	22.082	1'40.279 P	268,4	15:29'16.154
11	4'34.202	5.409	10.907	33.188	**23.052**	5'46.758 P	248.6	15:35'02.912
12	**32.662**	4.988	10.039	**28.726**	23.096	**1'39.511**	**269.1**	15:36'42.423
13	32.719	5.070	10.221	28.859	23.368	1'40.237	264.5	15:38'22.660
14	33.593	5.428	10.993	32.649	23.941	1'46.604 P	253.9	15:40'09.264

21° 72 L. PEGRAM (1'41.756)

Lap	Seg. 1	Seg. 2	Seg. 3	Seg. 4	Seg. 5	Lap Time	km/h	Local Time
		5.187	11.432	31.181	24.588		249,7	15:01'54.937
1	34.042	5.128	10.506	30.092	24.707	1'44.475	259,4	15:03'39.412
2	33.758	5.028	10.465	30.085	24.312	1'43.648	265,1	15:05'23.060
3	33.892	**4.996**	10.368	29.759	24.339	1'43.354	265.1	15:07'06.414
4	34.661	5.144	10.852	31.863	25.084	1'47.604 P	262,5	15:08'54.018
5	4'14.160	5.444	12.003	32.745	25.934	5'30.286 P	243,5	15:14'24.304
6	36.183	5.357	10.625	29.973	24.344	1'46.482	252,7	15:16'10.786
7	33.842	5.110	10.432	29.640	23.934	1'42.958	258,8	15:17'53.744
8	33.191	5.073	10.477	29.294	24.030	1'42.065	263.2	15:19'35.809
9	33.370	5.018	**10.286**	29.381	24.037	1'42.092	**267.1**	15:21'17.901
10	33.210	5.061	10.443	29.810	24.000	1'42.524	261,9	15:23'00.425
11	41.043	8.372	13.749	32.669	25.672	2'01.505 P	120,0	15:25'01.930
12	4'51.688	6.538	11.686	33.904	25.495	6'09.311 P	233,5	15:31'11.241
13	33.754	5.059	10.460	29.447	**23.825**	1'42.545	263.2	15:32'53.786
14	**33.082**	5.053	10.336	29.330	24.124	1'41.925	263,2	15:34'35.711
15	36.182	6.161	11.075	29.616	24.299	1'47.333	211,1	15:36'23.044
16	33.170	5.093	10.353	**29.148**	23.992	**1'41.756**	261,3	15:38'04.800
17	35.066	5.371	11.473	35.257	26.843	1'54.010	251,5	15:39'58.810
18	33.233	5.038	11.120	33.467	27.640	1'50.498 P	265.1	15:41'49.308

22° 90 J. ALVIZ (1'42.015)

Lap	Seg. 1	Seg. 2	Seg. 3	Seg. 4	Seg. 5	Lap Time	km/h	Local Time
		5.252	12.743	31.884	25.756		226.1	15:03'47.816
1	34.686	5.057	11.211	29.750	24.724	1'45.428	260,0	15:05'33.244
2	33.966	4.916	10.879	29.489	24.593	1'43.843	**267.8**	15:07'17.087
3	34.132	4.957	10.988	29.437	24.637	1'44.151	252,7	15:09'01.238
4	36.993	5.214	12.231	33.999	27.291	1'55.728 P	242.4	15:10'56.966
5	5'20.250	6.340	13.100	35.041	25.417	6'40.148 P	220,6	15:17'37.114
6	34.318	5.169	11.545	32.141	24.809	1'47.982	243,5	15:19'25.096
7	34.344	5.009	11.017	29.611	25.824	1'45.805 P	262,5	15:21'10.901
8	3'29.261	5.027	11.222	30.007	25.203	4'40.720 P	250,9	15:25'51.621
9	33.395	4.918	10.900	29.521	24.823	1'43.557	256.9	15:27'35.178
10	33.456	4.933	10.687	29.220	**24.103**	1'42.399	**267.8**	15:29'17.577
11	36.359	5.142	11.280	31.434	27.550	1'51.765	257.5	15:31'09.342
12	36.281	5.105	12.189	30.821	25.687	1'50.083 P	235,5	15:32'59.425
13	6'14.450	5.111	11.847	31.543	25.434	7'28.385 P	249.2	15:40'27.810
14	**33.143**	4.943	**10.650**	**29.159**	24.120	**1'42.015**	266.4	15:42'09.825
15	34.158	4.963	11.089	32.779	28.406	1'51.395	253.9	15:44'01.220
16	33.384	**4.892**	11.013	29.408	24.246	1'42.943	267.1	15:45'44.163

23° 10 I. TOTH (1'43.659)

Lap	Seg. 1	Seg. 2	Seg. 3	Seg. 4	Seg. 5	Lap Time	km/h	Local Time
		5.418	12.440	33.131	26.379		253.3	15:03'23.044
1	35.587	5.176	11.001	31.271	24.616	1'47.651	271.8	15:05'10.695
2	34.680	4.910	10.736	32.465	24.335	1'47.126	281.8	15:06'57.821
3	42.497	6.035	11.622	31.769	24.492	1'56.415	226,1	15:08'54.236
4	34.416	4.886	12.084	31.916	24.297	1'47.599	281,0	15:10'41.835
5	34.039	4.902	10.784	30.164	24.012	1'43.901	**282.5**	15:12'25.736
6	39.594	5.543	11.315	31.687	24.778	1'52.917 P	255.1	15:14'18.653
7	9'38.800	5.321	11.987	35.960	27.141	10'59.209 P	255.1	15:25'17.862
8	35.732	5.638	10.879	30.186	24.156	1'46.591	254.5	15:27'04.453
9	34.200	4.904	10.607	34.376	24.568	1'48.655	280.3	15:28'53.108
10	34.133	4.910	10.636	**30.051**	24.008	1'43.738	281.8	15:30'36.846
11	38.205	5.348	10.833	31.224	23.267	1'48.877 P	271.8	15:32'25.723
12	6'27.083	8.357	16.465	33.602	25.377	7'50.884 P	128,6	15:40'16.607
13	36.149	4.907	11.004	34.783	27.217	1'54.060	281.8	15:42'10.667
14	34.244	**4.885**	10.805	33.220	24.564	1'47.718	281.8	15:43'58.385
15	**33.815**	4.900	**10.591**	30.354	**23.999**	**1'43.659**	280.3	15:45'42.044

P = Pits In/Out - C = Lap-Time Cancelled

PIRELLI
Official Tyre Supplier
TISSOT
SWISS WATCHES SINCE 1853
Official Timekeeper