23

WSBK

102/04

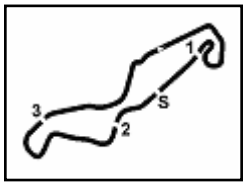

TT Circuit Assen 4.542 m

Assen, 17-18-19 April 2015

Superbike - Chronological Analysis Free Practice 4th session

1° 66 T. SYKES (1'35.613)

Lap	Seg. 1	Seg. 2	Seg. 3	Seg. 4	Seg. 5	Lap Time	km/h	Local Time
				29.504	21.398			12:32'48.109
1	4'38.538			51.797	22.811	6'08.127 P		12:38'56.236
2	31.700	4.730	9.674	27.973	22.110	1'36.187	287.0	12:40'32.423
3	41.736	4.724	9.905	28.134	24.612	1'49.111	287.8	12:42'21.534
4	31.586	4.708	9.576	28.059	22.045	1'35.974	284.8	12:43'57.508
5	31.650	4.720	9.540	**27.882**	22.112	1'35.904	289.4	12:45'33.412
6	32.076	4.695	9.613	28.814	21.366	1'36.564 P	285.5	12:47'09.976
7	3'35.218	4.806	10.203	32.712	37.544	5'00.483 P	282.5	12:52'10.459
8	32.364	4.711	9.702	28.456	22.215	1'37.448	287.0	12:53'47.907
9	**31.302**	4.712	9.553	28.045	22.267	1'35.879	285.5	12:55'23.786
10	31.391	**4.686**	9.598	27.978	**21.960**	**1'35.613**	288.6	12:56'59.399
11	36.147	4.729	9.927	36.137	22.403	1'49.343	288.6	12:58'48.742
12	31.702	4.688	**9.518**	27.993	22.192	1'36.093	**293.3**	13:00'24.835

2° 65 J. REA (1'35.736)

Lap	Seg. 1	Seg. 2	Seg. 3	Seg. 4	Seg. 5	Lap Time	km/h	Local Time
				29.130	23.015			12:31'49.205
1	31.714	4.712	9.678	28.076	22.271	1'36.451	287.8	12:33'25.656
2	31.565	4.785	9.601	28.086	22.214	1'36.251		12:35'01.907
3	31.696			28.083	22.186	1'36.394		12:36'38.301
4	31.546			28.227	22.101	1'36.255		12:38'14.556
5	31.672	4.757	9.690	28.149	21.996	1'36.264	285.5	12:39'50.820
6	31.549	4.720	9.777	28.360	22.481	1'36.887	289.4	12:41'27.707
7	31.515	4.697	9.636	28.024	22.084	1'35.956	287.0	12:43'03.663
8	**31.491**	4.704	9.598	28.109	22.163	1'36.065	289.4	12:44'39.728
9	31.515	4.712	9.597	28.056	22.097	1'35.977	287.0	12:46'15.705
10	31.670	**4.658**	9.640	28.114	22.213	1'36.295	290.9	12:47'52.000
11	31.593	4.670	**9.562**	**27.959**	**21.952**	**1'35.736**	**291.7**	12:49'27.736
12	31.541	4.689	9.602	28.219	22.127	1'36.178	287.8	12:51'03.914
13	31.554	4.705	9.725	28.079	22.130	1'36.193	286.3	12:52'40.107
14	31.614	4.698	9.656	28.167	22.296	1'36.431	287.0	12:54'16.538
15	31.624	4.717	9.702	28.180	22.240	1'36.463	285.5	12:55'53.001
16	31.663	4.676	9.704	28.211	22.258	1'36.512	290.9	12:57'29.513
17	31.772	4.856	9.973	29.413	23.218	1'39.232 P	285.5	12:59'08.745

3° 60 M. VD MARK (1'35.904)

Lap	Seg. 1	Seg. 2	Seg. 3	Seg. 4	Seg. 5	Lap Time	km/h	Local Time
				28.854	22.611			12:32'06.138
1	32.156			28.234	22.430	1'37.347		12:33'43.485
2	32.021			28.212	22.366	1'37.204		12:35'20.689
3	35.371	4.879	10.265	28.322	22.317	1'41.154	271.8	12:37'01.843
4	31.918			28.093	22.445	1'37.052		12:38'38.895
5	31.835	4.858	9.813	28.181	22.059	1'36.746	277.4	12:40'15.641
6	35.158	4.864	9.916	28.440	22.301	1'40.679 C	275.3	12:41'56.320
7	3'41.154	4.854	9.849	29.629	22.369	4'47.855 P	278.1	12:46'44.175
8	31.974	4.833	9.735	28.025	22.278	1'36.845	281.0	12:48'21.020
9	31.938	**4.768**	9.688	28.041	22.218	1'36.653	**283.3**	12:49'57.673
10	31.826	4.800	9.696	28.100	21.132	1'35.554 P	**283.3**	12:51'33.227
11	2'28.448	4.905	9.889	28.402	23.263	3'34.907 P	278.9	12:55'08.134
12	31.783	4.816	9.605	28.013	22.176	1'36.393	281.8	12:56'44.527
13	**31.726**	4.810	9.618	**27.763**	22.056	1'35.973	281.0	12:58'20.500
14	31.728	4.790	**9.551**	27.854	**21.981**	**1'35.904**	**283.3**	12:59'56.404
15	31.733	4.796	9.658	28.007	22.223	1'36.417	281.0	13:01'32.821

4° 7 C. DAVIES (1'36.209)

Lap	Seg. 1	Seg. 2	Seg. 3	Seg. 4	Seg. 5	Lap Time	km/h	Local Time
				29.795	23.144			12:35'35.483
1	31.985			28.072	22.763	1'37.216		12:37'12.699
2	31.527			28.194	**22.303**	1'36.414		12:38'49.113
3	34.666	6.715	11.061	29.352	22.559	1'44.353	208.2	12:40'33.466
4	31.848	4.808	9.639	**27.976**	22.337	1'36.608	281.0	12:42'10.074
5	**31.380**	4.790	9.556	28.202	22.305	1'36.233	285.5	12:43'46.307
6	31.510	4.769	9.524	28.103	**22.303**	**1'36.209**	285.5	12:45'22.516
7	31.634	4.775	9.551	28.135	22.489	1'36.584	283.3	12:46'59.100
8	31.648	**4.700**	9.544	28.160	22.378	1'36.430	**290.9**	12:48'35.530
9	33.778	4.853	9.940	28.771	23.369	1'40.711 P	283.3	12:50'16.241
10	4'12.671	5.337	10.057	34.363	23.531	5'25.959 P	266.4	12:55'42.200
11	31.862	4.729	9.661	28.151	22.780	1'37.183	288.6	12:57'19.383
12	31.541	4.701	**9.482**	28.343	22.913	1'36.980	290.1	12:58'56.363
13	34.017	4.783	9.694	28.129	22.506	1'39.129	286.3	13:00'35.492

5° 81 J. TORRES (1'36.365)

Lap	Seg. 1	Seg. 2	Seg. 3	Seg. 4	Seg. 5	Lap Time	km/h	Local Time
				29.452	23.084			12:31'55.904
1	32.111			28.684	22.622	1'38.024		12:33'33.928
2	32.965			28.153	22.320	1'38.133		12:35'12.061
3	31.769	4.759	9.759	28.028	22.246	1'36.561	286.3	12:36'48.622
4	32.264			29.550	23.307	1'42.476		12:38'31.098
5	31.751	4.837	9.847	**28.021**	22.239	1'36.695	281.8	12:40'07.793
6	36.253	7.364	12.661	30.533	23.149	1'49.960	229.5	12:41'57.753
7	31.948	4.805	9.814	28.031	22.265	1'36.863	285.5	12:43'34.616
8	**31.600**	4.783	9.758	28.136	**22.088**	**1'36.365**	283.3	12:45'10.981
9	31.698	4.814	9.729	28.098	22.269	1'36.608	284.8	12:46'47.589
10	31.755	4.755	9.739	28.127	22.157	1'36.533	286.3	12:48'24.122
11	31.778	**4.698**	9.753	28.257	23.223	1'37.709	**292.5**	12:50'01.831
12	41.666	6.569	10.781	29.416	32.099	2'00.531	189.8	12:52'02.362
13	32.018	4.772	9.758	28.219	22.334	1'37.101	290.1	12:53'39.463
14	31.731	4.734	10.351	35.707	22.526	1'45.049	287.8	12:55'24.512
15	31.936	4.740	9.747	28.037	22.229	1'36.689	290.1	12:57'01.201
16	31.865	4.725	9.823	28.087	22.222	1'36.722	288.6	12:58'37.923
17	31.803	4.764	**9.727**	28.053	22.251	1'36.598	285.5	13:00'14.521

6° 91 L. HASLAM (1'36.478)

Lap	Seg. 1	Seg. 2	Seg. 3	Seg. 4	Seg. 5	Lap Time	km/h	Local Time
				29.834	22.877			12:31'48.354
1	33.406	4.694	9.844	28.206	22.416	1'38.566	290.9	12:33'26.920
2	31.640			**28.080**	22.374	1'36.647		12:35'03.567
3	31.822			28.227	**22.208**	1'36.886		12:36'40.453
4	33.846			30.791	24.641	1'44.775 P		12:38'25.228
5	7'08.380	4.789	10.153	28.870	22.842	8'15.034 P	283.3	12:46'40.262
6	31.682	4.688	9.782	28.157	22.749	1'37.058	**291.7**	12:48'17.320
7	32.004	**4.684**	9.853	29.669	22.715	1'38.925	290.9	12:49'56.245
8	**31.613**	4.695	**9.732**	28.197	22.241	**1'36.478**	290.9	12:51'32.723
9	32.062	4.777	9.904	28.607	22.695	1'38.045 P	284.8	12:53'10.768
10	5'46.252	4.703	9.848	28.106	22.380	6'51.289 P	289.4	13:00'02.057

7° 22 A. LOWES (1'36.540)

Lap	Seg. 1	Seg. 2	Seg. 3	Seg. 4	Seg. 5	Lap Time	km/h	Local Time
				40.598	26.554			12:32'32.345
1	7'57.482	4.967	13.303	33.225	23.247	9'12.224 P	276.0	12:41'44.569
2	32.582	4.777	9.882	28.570	22.489	1'38.300	286.3	12:43'22.869
3	32.158	4.796	9.792	28.085	22.245	1'37.076	284.0	12:44'59.945
4	**31.863**	4.758	**9.729**	**27.962**	**22.228**	**1'36.540**	284.8	12:46'36.485
5	36.570	4.765	10.059	28.905	22.517	1'42.816 P	**291.7**	12:48'19.301
6	4'26.034	4.981	11.113	30.403	23.175	5'35.706 P	280.3	12:53'55.007
7	33.407	6.065	11.944	30.061	22.828	1'44.305	190.9	12:55'39.312
8	31.933	**4.726**	10.129	33.448	25.237	1'45.473 P	287.0	12:57'24.785

8° 112 X. FORES (1'36.662)

Lap	Seg. 1	Seg. 2	Seg. 3	Seg. 4	Seg. 5	Lap Time	km/h	Local Time
				29.426	22.862			12:32'07.031
1	32.036			28.329	**22.362**	1'37.372		12:33'44.403
2	31.842			**28.044**	22.369	**1'36.662**		12:35'21.065
3	31.899	4.841	9.828	28.120	22.467	1'37.155	281.8	12:36'58.220
4	34.081			35.954	22.777	1'52.536		12:38'50.756
5	32.163	4.813	9.825	33.506	23.431	1'43.738	280.3	12:40'34.494
6	32.142	4.794	9.810	28.138	22.490	1'37.374	284.8	12:42'11.868
7	35.544	7.683	12.064	29.382	21.882	1'46.555 P	155.3	12:43'58.423
8	6'56.587	4.917	10.138	28.553	22.992	8'03.187 P	279.6	12:52'01.610
9	31.791	4.818	**9.696**	28.100	22.378	1'36.783	282.5	12:53'38.393
10	**31.636**	4.786	9.753	28.256	22.453	1'36.884	284.0	12:55'15.277
11	31.719	**4.712**	9.732	28.351	22.656	1'37.170	**289.4**	12:56'52.447
12	35.071	8.966	20.273	31.287	22.654	1'58.251	144.5	12:58'50.698
13	31.861	4.747	9.770	28.305	22.603	1'37.286	287.0	13:00'27.984

9° 2 L. CAMIER (1'36.930)

Lap	Seg. 1	Seg. 2	Seg. 3	Seg. 4	Seg. 5	Lap Time	km/h	Local Time
				29.943	23.521			12:31'49.512
1	32.672	4.862	9.924	28.563	22.865	1'38.886	278.9	12:33'28.398
2	32.589			28.539	22.556	1'38.592		12:35'06.990
3	32.077			28.381	22.593	1'37.794		12:36'44.784
4	32.093			28.334	22.670	1'37.875		12:38'22.659
5	31.959	4.938	9.803	28.319	22.345	1'37.364	274.6	12:40'00.023
6	32.156	4.951	9.846	28.499	23.026	1'38.478	274.6	12:41'38.501
7	32.008	4.914	9.798	28.324	22.489	1'37.533	276.0	12:43'16.034
8	32.033	4.942	9.808	28.311	22.721	1'37.815	273.9	12:44'53.849
9	32.033	4.909	9.789	28.207	22.430	1'37.368	276.7	12:46'31.217
10	35.938	5.207	10.293	29.065	23.710	1'44.213 P	258.8	12:48'15.430
11	3'31.912	6.185	10.446	28.674	27.138	4'44.355 P	221.5	12:52'59.785
12	32.025	4.872	9.685	**28.021**	**22.343**	1'36.946	280.3	12:54'36.731
13	**31.709**	**4.860**	**9.644**	28.026	22.691	**1'36.930**	**281.8**	12:56'13.661
14	33.645	5.562	10.796	31.395	24.974	1'46.372	217.5	12:58'00.033
15	32.534	5.318	10.014	29.383	22.939	1'40.188	264.5	12:59'40.221
16	31.958	4.911	9.747	28.151	22.502	1'37.269	278.9	13:01'17.490

10° 86 A. BADOVINI (1'37.126)

Lap	Seg. 1	Seg. 2	Seg. 3	Seg. 4	Seg. 5	Lap Time	km/h	Local Time
				29.615	23.031			12:31'56.282
1	32.098			28.723	**22.580**	1'37.846		12:33'34.128
2	33.105			28.400	22.864	1'39.239		12:35'13.367
3	32.265	4.781	9.769	28.592	22.925	1'38.332	284.0	12:36'51.699
4	43.046			31.452	23.990	1'53.854 P		12:38'45.553
5	12'38.284	5.086	10.311	28.939	23.128	13'45.748 P	271.8	12:52'31.301

P = Pits In/Out - C = Lap-Time Cancelled

PIRELLI
Official Tyre Supplier
TISSOT
SWISS WATCHES SINCE 1853
Official Timekeeper

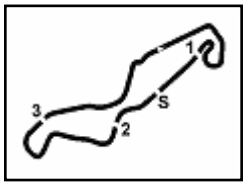

TT Circuit Assen 4.542 m

Assen, 17-18-19 April 2015

Superbike - Chronological Analysis Free Practice 4th session

6	31.954	4.797	9.783	**28.225**	22.655	1'37.414	283.3	12:54'08.715
7	**31.727**	4.782	**9.700**	28.305	22.612	**1'37.126**	284.0	12:55'45.841
8	31.914	**4.738**	9.710	28.303	22.919	1'37.584	**290.1**	12:57'23.425
9	31.985	4.748	9.709	28.244	22.601	1'37.287	285.5	12:59'00.712
10	34.499	5.337	10.880	30.576	24.487	1'45.779 P	252.1	13:00'46.491

11° 18 N. TEROL (1'37.285)

Lap	Seg. 1	Seg. 2	Seg. 3	Seg. 4	Seg. 5	Lap Time	km/h	Local Time
				30.149	23.319			12:32'29.776
1	32.218			28.361	22.576	1'37.850		12:34'07.626
2	32.178	4.813	9.805	**28.265**	22.854	1'37.915	281.0	12:35'45.541
3	32.064	4.815	9.810	28.280	**22.388**	1'37.357	279.6	12:37'22.898
4	32.021			**28.265**	22.546	1'37.509		12:39'00.407
5	32.943	4.850	10.125	28.649	23.168	1'39.735	276.0	12:40'40.142
6	32.047	4.806	**9.771**	28.277	22.522	1'37.423	280.3	12:42'17.565
7	31.936	4.768	9.839	28.355	22.622	1'37.520	282.5	12:43'55.085
8	**31.884**	4.793	9.836	28.331	22.441	**1'37.285**	281.0	12:45'32.370
9	32.050	4.782	**9.771**	28.419	22.593	1'37.615	281.0	12:47'09.985
10	31.944	4.778	9.853	28.371	22.425	1'37.371	282.5	12:48'47.356
11	31.963	**4.740**	11.888	44.886	32.790	2'06.267 P	**284.0**	12:50'53.623
12	8'18.819	4.850	10.614	29.607	23.058	9'26.948 P	277.4	13:00'20.571

12° 36 L. MERCADO (1'37.377)

Lap	Seg. 1	Seg. 2	Seg. 3	Seg. 4	Seg. 5	Lap Time	km/h	Local Time
				30.154	23.841			12:31'50.598
1	32.722	4.787	10.013	29.762	25.478	1'42.762 P	**286.3**	12:33'33.360
2	6'09.932	4.862	10.158	28.722	22.898	7'16.572 P	276.7	12:40'49.932
3	32.301	4.842	9.867	28.195	22.832	1'38.037	279.6	12:42'27.969
4	32.239	4.829	9.865	28.394	22.593	1'37.920	281.8	12:44'05.889
5	32.387	4.843	9.878	28.285	22.694	1'38.087	280.3	12:45'43.976
6	32.398	4.825	10.632	37.730	26.747	1'52.332	276.0	12:47'36.308
7	39.861	11.510	19.358	33.204	23.092	2'07.025	97.5	12:49'43.333
8	32.166	4.802	**9.801**	**28.155**	**22.508**	1'37.432	284.8	12:51'20.765
9	32.150	4.809	9.882	28.282	22.654	1'37.777	283.3	12:52'58.542
10	32.115	4.798	9.824	28.200	22.579	1'37.516	284.8	12:54'36.058
11	**31.899**	4.791	9.851	28.174	22.662	**1'37.377**	284.0	12:56'13.435
12	34.092	5.194	10.582	33.222	27.056	1'50.146	259.4	12:58'03.581
13	32.404	**4.771**	9.921	28.584	22.801	1'38.481	**286.3**	12:59'42.062
14	32.139	4.785	9.882	28.366	22.608	1'37.780	284.8	13:01'19.842

13° 1 S. GUINTOLI (1'37.442)

Lap	Seg. 1	Seg. 2	Seg. 3	Seg. 4	Seg. 5	Lap Time	km/h	Local Time
				29.085	23.026			12:32'36.630
1	32.382			28.603	22.500	1'38.106		12:34'14.736
2	32.149			**28.405**	22.715	1'37.765		12:35'52.501
3	32.019	4.784	11.087	29.609	22.590	1'40.089	281.8	12:37'32.590
4	**31.964**			28.565	22.427	1'37.463		12:39'10.053
5	32.006	4.791	9.847	28.433	**22.365**	**1'37.442**	281.8	12:40'47.495
6	35.895	4.836	9.964	28.699	21.983	1'41.377 P	281.8	12:42'28.872
7	6'04.258	4.886	10.354	33.367	24.476	7'17.341 P	279.6	12:49'46.213
8	33.991	4.823	10.082	28.873	22.737	1'40.506	282.5	12:51'26.719
9	32.084	**4.742**	9.815	28.686	22.630	1'37.957	**300.7**	12:53'04.676
10	33.477	4.803	9.905	28.534	22.654	1'39.373	282.5	12:54'44.049
11	31.997	4.769	9.793	28.500	22.650	1'37.709	284.8	12:56'21.758
12	32.004	4.746	9.819	28.425	22.556	1'37.550	291.7	12:57'59.308
13	38.907	4.975	10.033	28.873	22.691	1'45.479	281.8	12:59'44.787
14	31.984	4.752	**9.787**	30.518	22.247	1'39.288 P	284.8	13:01'24.075

14° 15 M. BAIOCCO (1'37.519)

Lap	Seg. 1	Seg. 2	Seg. 3	Seg. 4	Seg. 5	Lap Time	km/h	Local Time
				30.955	23.171			12:32'09.616
1	1'21.238			30.638	23.577	2'31.605 P		12:34'41.221
2	32.803			28.845	23.164	1'39.725		12:36'20.946
3	45.779			32.062	22.986	2'02.289		12:38'23.235
4	32.262	4.837	10.073	28.583	22.981	1'38.736	278.9	12:40'01.971
5	32.285	4.834	10.044	30.848	25.245	1'43.256	278.9	12:41'45.227
6	32.406	4.828	9.966	28.595	22.705	1'38.500	279.6	12:43'23.727
7	32.173	4.833	10.051	30.968	22.353	1'40.378 P	278.9	12:45'04.105
8	4'56.608	5.226	10.704	29.964	23.057	6'05.559 P	261.9	12:51'09.664
9	32.086	4.843	10.284	34.805	28.055	1'50.073	278.9	12:52'59.737
10	32.445	4.772	9.966	**28.199**	**22.544**	1'37.926	**284.8**	12:54'37.663
11	**31.809**	4.793	9.939	1'02.112	26.958	2'15.611	282.5	12:56'53.274
12	32.188	4.807	10.851	35.281	22.829	1'45.956	276.7	12:58'39.230
13	31.926	**4.769**	**9.814**	28.403	22.607	**1'37.519**	284.0	13:00'16.749

15° 44 D. SALOM (1'37.677)

Lap	Seg. 1	Seg. 2	Seg. 3	Seg. 4	Seg. 5	Lap Time	km/h	Local Time
				30.959	24.372			12:32'35.822
1	33.093			28.535	23.456	1'40.396		12:34'16.218
2	32.327			28.885	23.423	1'39.521 P		12:35'55.739
3	6'40.574	5.167	10.487	29.883	25.104	7'51.215 P	261.3	12:43'46.954
4	**31.899**	4.810	9.932	**28.300**	22.736	**1'37.677**	278.9	12:45'24.631
5	31.962	4.794	9.924	28.456	22.809	1'37.945	282.5	12:47'02.576
6	32.387	4.803	9.980	28.476	22.837	1'38.483	282.5	12:48'41.059
7	32.230	4.810	9.886	28.397	22.828	1'38.151	282.5	12:50'19.210
8	32.248	4.797	9.993	28.518	22.930	1'38.486	281.0	12:51'57.696
9	32.181	4.803	9.984	28.695	22.869	1'38.532	283.3	12:53'36.228
10	32.110	4.763	9.973	28.460	22.856	1'38.162	**285.5**	12:55'14.390
11	32.209	4.782	10.012	28.692	**22.735**	1'38.430	**285.5**	12:56'52.820
12	32.311	4.789	10.200	29.533	23.185	1'40.018	280.3	12:58'32.838
13	32.173	**4.742**	**9.854**	28.445	22.882	1'38.096	**285.5**	13:00'10.934

16° 40 R. RAMOS (1'37.971)

Lap	Seg. 1	Seg. 2	Seg. 3	Seg. 4	Seg. 5	Lap Time	km/h	Local Time
				28.932	23.163			12:32'54.870
1	32.468			28.451	**22.798**	1'38.658		12:34'33.528
2	32.514			28.493	22.897	1'38.796		12:36'12.324
3	37.562			33.501	23.594	1'58.289		12:38'10.613
4	32.255	4.914	10.054	28.415	22.825	1'38.463	276.0	12:39'49.076
5	32.172	4.926	10.225	29.042	22.814	1'39.179	275.3	12:41'28.255
6	32.104	4.855	**9.841**	28.471	23.065	1'38.336	278.9	12:43'06.591
7	34.088	5.437	10.238	31.656	25.991	1'47.410	255.1	12:44'54.001
8	32.155	4.827	9.936	**28.214**	22.839	**1'37.971**	279.6	12:46'31.972
9	34.766	5.888	10.377	29.074	25.463	1'45.568	239.2	12:48'17.540
10	32.347	**4.813**	9.874	28.583	23.269	1'38.886	283.3	12:49'56.426
11	**32.069**	4.836	9.919	28.362	23.198	1'38.384	281.0	12:51'34.810
12	35.677	5.706	10.529	31.765	28.205	1'51.882	246.9	12:53'26.692
13	37.903	4.946	10.032	28.607	21.793	1'43.281 P	276.7	12:55'09.973
14	3'29.822	4.857	10.093	28.671	23.011	4'36.454 P	**285.5**	12:59'46.427
15	32.323	4.885	9.981	28.503	24.404	1'40.096	281.0	13:01'26.523

17° 59 N. CANEPA (1'38.980)

Lap	Seg. 1	Seg. 2	Seg. 3	Seg. 4	Seg. 5	Lap Time	km/h	Local Time
				29.887	23.516			12:31'49.220
1	32.751	**4.912**	**9.905**	28.590	**22.822**	**1'38.980**	**273.9**	12:33'28.200
2	33.163			**28.393**	23.202	1'39.596		12:35'07.796
3	32.763			28.605	22.888	1'39.219		12:36'47.015
4	34.412			29.895	21.690	1'42.353 P		12:38'29.368
5	4'46.721	7.090	11.102	35.725	23.376	6'04.014 P	214.0	12:44'33.382
6	32.760	5.017	9.918	28.518	22.895	1'39.108	267.8	12:46'12.490
7	32.940	4.945	10.304	31.646	22.622	1'42.457 P	271.1	12:47'54.947
8	4'17.120	5.032	10.386	30.433	27.646	5'30.617 P	267.8	12:53'25.564
9	39.606	5.212	10.342	31.396	24.241	1'50.797	263.2	12:55'16.361
10	**32.644**	4.971	9.955	28.814	23.144	1'39.528	271.1	12:56'55.889
11	33.898	5.001	10.208	32.009	21.684	1'42.800 P	268.4	12:58'38.689

18° 14 R. DE PUNIET (1'39.321)

Lap	Seg. 1	Seg. 2	Seg. 3	Seg. 4	Seg. 5	Lap Time	km/h	Local Time
				38.609	25.934			12:32'31.277
1	10'49.725	4.872	10.916	29.894	23.610	11'59.017 P	276.0	12:44'30.294
2	32.839	4.816	10.017	29.142	23.229	1'40.043	278.9	12:46'10.337
3	**32.701**	4.800	9.971	28.779	**23.070**	**1'39.321**	283.3	12:47'49.658
4	35.717	6.207	12.034	30.862	25.702	1'50.522 P	208.6	12:49'40.180
5	6'19.588	4.980	10.352	29.037	23.211	7'27.168 P	277.4	12:57'07.348
6	32.799	**4.782**	**9.961**	**28.674**	23.147	1'39.363	**284.8**	12:58'46.711
7	35.151	5.906	10.758	30.474	22.738	1'45.027 P	242.4	13:00'31.738

19° 23 C. PONSSON (1'39.815)

Lap	Seg. 1	Seg. 2	Seg. 3	Seg. 4	Seg. 5	Lap Time	km/h	Local Time
				31.009	23.906			12:31'49.744
1	33.008			29.413	23.413	1'40.825		12:33'30.569
2	32.976			29.087	23.182	1'40.288		12:35'10.857
3	46.789	4.978	10.444	29.915	23.897	1'56.023	269.1	12:37'06.880
4	33.230			29.308	23.146	1'40.802		12:38'47.682
5	37.113	5.314	11.084	32.702	22.274	1'48.487 P	253.9	12:40'36.169
6	6'31.360	5.625	11.043	33.058	24.236	7'45.322 P	225.2	12:48'21.491
7	32.968	**4.881**	10.272	28.879	23.081	1'40.081	**276.0**	12:50'01.572
8	32.765	4.897	10.112	29.412	23.319	1'40.505	275.3	12:51'42.077
9	32.918	4.921	10.161	**28.876**	**22.939**	**1'39.815**	273.2	12:53'21.892
10	**32.689**	4.945	**10.040**	33.253	22.548	1'43.475 P	271.8	12:55'05.367

20° 90 J. ALVIZ (1'40.413)

Lap	Seg. 1	Seg. 2	Seg. 3	Seg. 4	Seg. 5	Lap Time	km/h	Local Time
				35.714	25.774			12:32'19.841
1	34.391			29.444	24.439	1'44.039		12:34'03.880
2	36.660	5.163	11.106	31.409	27.164	1'51.502	254.5	12:35'55.382
3	34.052	5.007	10.721	29.156	23.965	1'42.901	261.3	12:37'38.283
4	33.352			29.233	23.808	1'42.121		12:39'20.404
5	38.195	5.869	12.548	34.428	28.413	1'59.453	209.8	12:41'19.857
6	34.169	5.237	11.250	29.771	27.931	1'48.358	241.3	12:43'08.215
7	33.385	4.996	10.658	29.204	23.764	1'42.007	265.1	12:44'50.222
8	37.091	4.962	10.654	30.034	28.353	1'51.094 P	267.1	12:46'41.316
9	5'27.322	5.165	11.755	32.611	28.903	6'45.756 P	243.5	12:53'27.072
10	33.299	4.944	10.660	28.741	23.934	1'41.578	267.8	12:55'08.650
11	32.926	4.902	10.540	28.803	23.667	1'40.838	268.4	12:56'49.488
12	**32.915**	4.918	10.457	28.651	23.532	1'40.473	271.8	12:58'29.961
13	33.228	**4.895**	**10.383**	**28.644**	**23.263**	**1'40.413**	**276.0**	13:00'10.374

P = Pits In/Out - C = Lap-Time Cancelled

PIRELLI
Official Tyre Supplier
TISSOT
SWISS WATCHES SINCE 1853
Official Timekeeper

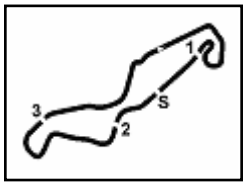

TT Circuit Assen 4.542 m

Assen, 17-18-19 April 2015

Superbike - Chronological Analysis Free Practice 4th session

21° 72 L. PEGRAM (1'40.804)

Lap	Seg. 1	Seg. 2	Seg. 3	Seg. 4	Seg. 5	Lap Time	km/h	Local Time
				30.068	24.032			12:31'51.082
1	33.626			29.507	23.752	1'42.496		12:33'33.578
2	33.170			29.281	23.907	1'41.700		12:35'15.278
3	35.669	6.850	11.474	33.955	26.827	1'54.775 P	184.9	12:37'10.053
4	5'48.469	7.435	11.263	31.161	24.676	7'03.004 P	214.0	12:44'13.057
5	35.714	6.324	10.989	35.537	29.524	1'58.088	231.5	12:46'11.145
6	33.150	4.983	10.238	29.273	24.253	1'41.897	266.4	12:47'53.042
7	33.115	**4.977**	10.218	29.202	23.691	1'41.203	266.4	12:49'34.245
8	**32.848**	5.026	**10.185**	29.114	**23.631**	**1'40.804**	**267.1**	12:51'15.049
9	33.097	5.027	10.204	**29.043**	23.737	1'41.108	265.1	12:52'56.157
10	38.620	8.957	12.052	35.717	29.087	2'04.433 P	154.4	12:55'00.590

22° 75 G. RIZMAYER (1'41.213)

Lap	Seg. 1	Seg. 2	Seg. 3	Seg. 4	Seg. 5	Lap Time	km/h	Local Time
				31.099	26.661			12:31'57.217
1	34.034			29.422	23.788	1'42.815		12:33'40.032
2	40.510			38.110	37.199	2'15.690		12:35'55.722
3	34.161	5.046	10.659	29.407	24.005	1'43.278	268.4	12:37'39.000
4	33.303			29.125	24.028	1'41.865		12:39'20.865
5	36.213	5.184	10.757	29.957	21.235	1'43.346 P	261.9	12:41'04.211
6	5'14.563	6.247	12.900	43.997	34.623	6'52.330 P	218.8	12:47'56.541
7	33.965	5.063	11.030	35.601	37.019	2'02.678	272.5	12:49'59.219
8	34.325	5.013	10.467	29.356	24.126	1'43.287	274.6	12:51'42.506
9	33.331	**4.965**	10.295	**29.112**	23.746	1'41.449	**282.5**	12:53'23.955
10	**33.210**	5.013	**10.177**	29.123	23.690	**1'41.213**	275.3	12:55'05.168
11	37.602	5.021	10.447	29.410	23.849	1'46.329	275.3	12:56'51.497
12	33.246	4.986	10.260	29.150	23.684	1'41.326	272.5	12:58'32.823
13	33.234	4.987	10.194	29.194	**23.678**	1'41.287	278.9	13:00'14.110

23° 10 I. TOTH (1'41.475)

Lap	Seg. 1	Seg. 2	Seg. 3	Seg. 4	Seg. 5	Lap Time	km/h	Local Time
				33.380	22.563			12:31'57.564
1	1'50.774			31.281	24.374	3'02.656 P		12:35'00.220
2	35.530			31.471	23.862	1'46.323		12:36'46.543
3	34.622			31.684	23.946	1'46.789		12:38'33.332
4	33.702	4.872	10.394	29.627	23.500	1'42.095	285.5	12:40'15.427
5	54.955	5.368	12.942	32.475	22.940	2'08.680 P	259.4	12:42'24.107
6	5'01.782	5.180	11.315	32.519	24.060	6'14.856 P	268.4	12:48'38.963
7	34.365	5.137	10.430	29.674	23.721	1'43.327	277.4	12:50'22.290
8	33.585	4.827	10.320	29.523	23.494	1'41.749	**287.8**	12:52'04.039
9	33.847	4.829	10.472	33.091	23.641	1'45.880	285.5	12:53'49.919
10	**33.307**	**4.805**	10.409	29.625	23.543	1'41.689	285.5	12:55'31.608
11	41.485	6.147	11.668	32.462	23.723	1'55.485	253.3	12:57'27.093
12	34.581	4.884	10.400	29.839	23.651	1'43.355	285.5	12:59'10.448
13	33.468	4.825	**10.281**	**29.459**	**23.442**	**1'41.475**	286.3	13:00'51.923

P = Pits In/Out - C = Lap-Time Cancelled

PIRELLI
Official Tyre Supplier
TISSOT
SWISS WATCHES SINCE 1853
Official Timekeeper