

Losail, 16-17-18 October 2015

Superbike - Results Race 1

Laps 17 = 91,460 Km - Time Of Race 33'40.883 - Avg. 162,927 km/h

Losail 5.380 m

1 / 2

Pos Race	Grid	No. Rider	Nat	Team	Bike	LL	Gap	Fastest Lap	Speed	Qualifying		Ranking			
										Time	Speed	R1	R2	Tot	Pos
1	6	81 J. TORRES	ESP	Aprilia Racing Team - Red Devils	Aprilia RSV4 RF	17		1'57.808	321,4	1'57.601	312,1	25		247	5
2	2	65 J. REA	GBR	Kawasaki Racing Team	Kawasaki ZX-10R	17	0.726	1'57.472	317,6	1'56.997	309,5	20		548	1
3	1	66 T. SYKES	GBR	Kawasaki Racing Team	Kawasaki ZX-10R	17	6.579	1'57.317	314,9	1'56.821	307,7	16		383	3
4	4	7 C. DAVIES	GBR	Aruba.it Racing-Ducati SBK Team	Ducati Panigale R	17	7.889	1'57.770	315,8	1'57.406	305,9	13		396	2
5	9	60 M. VD MARK	NED	PATA Honda World Superbike Team	Honda CBR1000RR SP	17	13.512	1'58.304	314,0	1'58.034	303,4	11		181	7
6	5	91 L. HASLAM	GBR	Aprilia Racing Team - Red Devils	Aprilia RSV4 RF	17	17.755	1'57.906	319,5	1'57.449	314,0	10		307	4
7	3	112 X. FORES	ESP	Aruba.it Racing-Ducati SBK Team	Ducati Panigale R	17	23.590	1'58.188	308,6	1'57.384	306,8	9		47	17
8	11	44 D. SALOM	ESP	Team Pedercini	Kawasaki ZX-10R	17	26.417	1'59.432	310,3	1'59.289	303,4	8		76	14
9	10	36 L. MERCADO	ARG	BARNI Racing Team	Ducati Panigale R	17	26.489	1'59.152	312,1	1'58.565	310,3	7		132	10
10	12	1 S. GUINTOLI	FRA	PATA Honda World Superbike Team	Honda CBR1000RR SP	17	27.979	1'59.202	313,0	1'58.768	303,4	6		207	6
11	14	86 A. BADOVINI	ITA	BMW Motorrad Italia SBK Team	BMW S1000 RR	17	28.120	1'59.601	314,9	1'59.229	309,5	5		97	12
12	8	14 R. DE PUNJET	FRA	VOLTCOM Crescent Suzuki	Suzuki GSX-R1000	17	34.064	1'59.186	312,1	1'57.644	303,4	4		43	19
13	18	75 G. RIZMAYER	HUN	BMW Team Toth	BMW S1000 RR	17	1'09.123	2'01.743	299,2	2'02.827	300,8	3		6	29
14	21	23 C. PONSSON	FRA	Team Pedercini	Kawasaki ZX-10R	17	1'10.996	2'01.559	303,4	1'59.339	303,4	2		13	25
15	17	45 G. VIZZIELLO	ITA	Grillini SBK Team	Kawasaki ZX-10R	17	1'13.892	2'01.341	295,9	2'01.565	291,9	1		9	28
16	19	48 A. PHILLIS	AUS	Grillini SBK Team	Kawasaki ZX-10R	17	1'30.797	2'02.283	296,7	2'03.535					
17	20	10 I. TOTH	HUN	BMW Team Toth	BMW S1000 RR	16	1 Lap	2'05.716	300,8	2'03.851				5	31
-----Not Classified-----															
RET	13	59 N. CANEPA	ITA	Althea Racing	Ducati Panigale R	10	7 Laps	1'59.393	310,3	1'58.941	301,7			47	18
RET	16	40 R. RAMOS	ESP	Team Go Eleven	Kawasaki ZX-10R	7	10 Laps	2'00.188	300,0	1'59.928	300,8			71	15
RET	7	22 A. LOWES	GBR	VOLTCOM Crescent Suzuki	Suzuki GSX-R1000	6	11 Laps	1'57.831	313,0	1'57.638	305,9			135	9
RET	15	2 L. CAMIER	GBR	MV Agusta Reparto Corse	MV Agusta F4 RR	0				1'59.256	304,2			89	13

AIR	Humidity:	57%	Temp:	32°C
TRACK	Condition:	Dry	Temp:	37°C

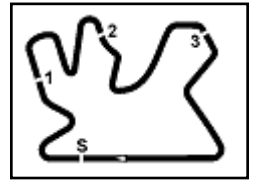
Fastest Lap	2° Tom Sykes	1'57.317	165,091	Km/h
Lap Record:	2014 S.Guintoli	1'57.906	164,270	Km/h
Best Lap:	2015 T.Sykes	1'56.821	165,790	Km/h

No. Rider	From	To	Laps	Total
66 T. SYKES	1	9	9	9
65 J. REA	10	11	2	2
81 J. TORRES	12	17	6	6

No. Rider	Laps
65 J. REA	178
66 T. SYKES	171
7 C. DAVIES	106
34 D. GIUGLIANO	16
91 L. HASLAM	12
81 J. TORRES	6
60 M. VD MARK	5

18/10/2015 Start 19:01 End 19:36

The results are provisional until the end of the time limit for protests and appeals and the completion of the technical checks.

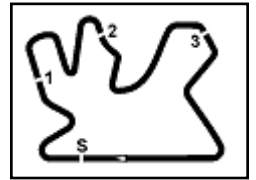

Losail, 16-17-18 October 2015
Superbike - Results Race 1

RACE HIGHLIGHTS

18.57.46		Warm-up Lap Start
19.01.40		Start
19.03.20		No Jump Start
19.03.46	2 Camier	Out
19.13.12	22 Lowes	On the Gravel - Re-Joined - Turn 1
19.13.45	22 Lowes	Technical Problem - Turn 2
19.14.49	22 Lowes	Technical Problem - Turn 3
19.14.57	22 Lowes	Out
19.16.30	40 Ramos	Technical Problem - Turn 7
19.16.47	40 Ramos	Out
19.23.11	59 Canepa	Entered Pits
19.23.51	59 Canepa	Retired
19.24.56	48 Phillis	On the Gravel - Re-Joined - Turn 7
19.36.40		End Of Session

18/10/2015	Start 19:01	End 19:36
------------	----------------	--------------

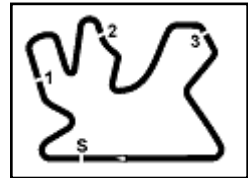
The results are provisional until the end of the time limit for protests and appeals and the completion of the technical checks.



Losail 5.380 m

Losail, 16-17-18 October 2015
Superbike - Lap Chart Race 1

		Lap																
		1	2	3	4	5	6	7	8	9	10	11	12	13	14	15	16	17
Pos	1	66	66	66	66	66	66	66	66	66	65	65	81	81	81	81	81	81
	2	7	65	65	65	65	65	65	65	65	66	66	65	65	65	65	65	65
	3	65	7	7	7	22	22	81	81	81	81	81	66	66	66	66	66	66
	4	22	22	22	22	7	81	7	91	91	7	7	7	7	7	7	7	7
	5	91	91	91	91	91	7	91	7	7	60	60	60	60	60	60	60	60
	6	81	81	81	81	81	91	60	60	60	91	91	91	91	91	91	91	91
	7	112	112	112	112	60	60	112	112	112	112	112	112	112	112	112	112	112
	8	60	60	60	60	112	112	1	1	1	36	1	36	1	1	44	44	44
	9	1	1	1	1	1	1	14	14	14	36	1	36	1	14	44	1	36
	10	36	14	14	14	14	14	36	36	14	14	14	14	44	36	36	1	1
	11	14	36	36	36	36	36	44	44	44	44	44	44	36	14	86	86	86
	12	86	86	44	44	44	44	86	86	86	86	86	86	86	86	14	14	14
	13	44	44	86	86	86	86	59	59	59	59	45	75	75	75	75	75	75
	14	40	59	59	59	59	59	40	45	45	45	75	45	45	45	45	23	23
	15	59	40	40	40	40	40	45	75	75	75	48	23	23	23	23	45	45
	16	45	45	45	45	45	45	75	48	48	48	23	48	48	48	48	48	48
	17	48	75	75	75	75	75	48	23	23	23	10	10	10	10	10	10	10
	18	75	48	48	48	48	48	23	10	10	10							
	19	10	10	23	23	23	23	10										
	20	23	23	10	10	10	10											



Losail 5.380 m

2 / 3

Losail, 16-17-18 October 2015
Superbike - Lap Chart Race 1

Lap 1

1	66 T.Sykes (GBR)	
2	7 C.Davies (GBR)	0.286
3	65 J.Rea (GBR)	0.530
4	22 A.Lowes (GBR)	0.866
5	91 L.Haslam (GBR)	1.382
6	81 J.Torres (ESP)	1.852
7	112 X.Fores (ESP)	2.326
8	60 M.vd Mark (NED)	2.584
9	1 S.Guintoli (FRA)	3.665
10	36 L.Mercado (ARG)	3.887
11	14 R.de Puniet (FRA)	4.044
12	86 A.Badovini (ITA)	4.501
13	44 D.Salom (ESP)	4.518
14	40 R.Ramos (ESP)	5.455
15	59 N.Canepa (ITA)	5.473
16	45 G.Vizziello (ITA)	6.749
17	48 A.Phillis (AUS)	7.153
18	75 G.Rizmayer (HUN)	7.607
19	10 I.Toth (HUN)	12.034
20	23 C.Ponsson (FRA)	17.119

Lap 2

1	66 T.Sykes (GBR)	
2	65 J.Rea (GBR)	0.685
3	7 C.Davies (GBR)	0.739
4	22 A.Lowes (GBR)	1.380
5	91 L.Haslam (GBR)	1.971
6	81 J.Torres (ESP)	2.343
7	112 X.Fores (ESP)	3.197
8	60 M.vd Mark (NED)	3.571
9	1 S.Guintoli (FRA)	5.745
10	14 R.de Puniet (FRA)	6.403
11	36 L.Mercado (ARG)	6.663
12	86 A.Badovini (ITA)	6.882
13	44 D.Salom (ESP)	6.896
14	59 N.Canepa (ITA)	7.549
15	40 R.Ramos (ESP)	8.326
16	45 G.Vizziello (ITA)	10.869
17	75 G.Rizmayer (HUN)	12.636
18	48 A.Phillis (AUS)	13.554
19	10 I.Toth (HUN)	21.059
20	23 C.Ponsson (FRA)	21.401

Lap 3

1	66 T.Sykes (GBR)	
2	65 J.Rea (GBR)	0.400
3	7 C.Davies (GBR)	1.423
4	22 A.Lowes (GBR)	1.756
5	91 L.Haslam (GBR)	2.288
6	81 J.Torres (ESP)	2.497
7	112 X.Fores (ESP)	3.774
8	60 M.vd Mark (NED)	4.230
9	1 S.Guintoli (FRA)	7.094
10	14 R.de Puniet (FRA)	7.736
11	36 L.Mercado (ARG)	8.126
12	44 D.Salom (ESP)	8.558
13	86 A.Badovini (ITA)	8.802
14	59 N.Canepa (ITA)	9.417
15	40 R.Ramos (ESP)	11.865
16	45 G.Vizziello (ITA)	14.519
17	75 G.Rizmayer (HUN)	16.950
18	48 A.Phillis (AUS)	17.984
19	23 C.Ponsson (FRA)	25.285
20	10 I.Toth (HUN)	28.922

Lap 4

1	66 T.Sykes (GBR)	
2	65 J.Rea (GBR)	0.104
3	7 C.Davies (GBR)	2.010
4	22 A.Lowes (GBR)	2.027
5	91 L.Haslam (GBR)	2.566
6	81 J.Torres (ESP)	2.787
7	112 X.Fores (ESP)	4.566
8	60 M.vd Mark (NED)	4.631
9	1 S.Guintoli (FRA)	8.436
10	14 R.de Puniet (FRA)	8.737
11	36 L.Mercado (ARG)	9.083
12	44 D.Salom (ESP)	9.819

13	86 A.Badovini (ITA)	10.549
14	59 N.Canepa (ITA)	11.074
15	40 R.Ramos (ESP)	13.999
16	45 G.Vizziello (ITA)	17.665
17	75 G.Rizmayer (HUN)	21.162
18	48 A.Phillis (AUS)	22.192
19	23 C.Ponsson (FRA)	28.906
20	10 I.Toth (HUN)	37.442

Lap 5

1	66 T.Sykes (GBR)	
2	65 J.Rea (GBR)	0.158
3	22 A.Lowes (GBR)	2.071
4	7 C.Davies (GBR)	2.387
5	91 L.Haslam (GBR)	2.396
6	81 J.Torres (ESP)	2.584
7	60 M.vd Mark (NED)	4.557
8	112 X.Fores (ESP)	5.314
9	1 S.Guintoli (FRA)	9.304
10	14 R.de Puniet (FRA)	9.514
11	36 L.Mercado (ARG)	10.016
12	44 D.Salom (ESP)	10.557
13	86 A.Badovini (ITA)	11.670
14	59 N.Canepa (ITA)	12.352
15	40 R.Ramos (ESP)	15.900
16	45 G.Vizziello (ITA)	20.874
17	75 G.Rizmayer (HUN)	24.856
18	48 A.Phillis (AUS)	26.605
19	23 C.Ponsson (FRA)	32.470
20	10 I.Toth (HUN)	46.544

Lap 6

1	66 T.Sykes (GBR)	
2	65 J.Rea (GBR)	0.139
3	22 A.Lowes (GBR)	2.681
4	81 J.Torres (ESP)	2.794
5	7 C.Davies (GBR)	2.799
6	91 L.Haslam (GBR)	3.042
7	60 M.vd Mark (NED)	4.592
8	112 X.Fores (ESP)	6.012
9	1 S.Guintoli (FRA)	10.624
10	14 R.de Puniet (FRA)	10.663
11	36 L.Mercado (ARG)	10.986
12	44 D.Salom (ESP)	11.411
13	86 A.Badovini (ITA)	13.004
14	59 N.Canepa (ITA)	13.535
15	40 R.Ramos (ESP)	17.796
16	45 G.Vizziello (ITA)	24.594
17	75 G.Rizmayer (HUN)	28.344
18	48 A.Phillis (AUS)	30.801
19	23 C.Ponsson (FRA)	36.362
20	10 I.Toth (HUN)	55.331

Lap 7

1	66 T.Sykes (GBR)	
2	65 J.Rea (GBR)	0.046
3	81 J.Torres (ESP)	2.730
4	7 C.Davies (GBR)	2.790
5	91 L.Haslam (GBR)	3.011
6	60 M.vd Mark (NED)	4.573
7	112 X.Fores (ESP)	6.684
8	1 S.Guintoli (FRA)	11.753
9	14 R.de Puniet (FRA)	11.953
10	36 L.Mercado (ARG)	12.167
11	44 D.Salom (ESP)	12.591
12	86 A.Badovini (ITA)	14.620
13	59 N.Canepa (ITA)	14.921
14	40 R.Ramos (ESP)	19.651
15	45 G.Vizziello (ITA)	28.309
16	75 G.Rizmayer (HUN)	31.175
17	48 A.Phillis (AUS)	34.628
18	23 C.Ponsson (FRA)	39.957
19	10 I.Toth (HUN)	1'03.094

Lap 8

1	66 T.Sykes (GBR)	
2	65 J.Rea (GBR)	0.470
3	81 J.Torres (ESP)	2.131
4	91 L.Haslam (GBR)	3.774

5	7 C.Davies (GBR)	3.795
6	60 M.vd Mark (NED)	4.553
7	112 X.Fores (ESP)	8.232
8	1 S.Guintoli (FRA)	13.033
9	14 R.de Puniet (FRA)	13.143
10	36 L.Mercado (ARG)	13.516
11	44 D.Salom (ESP)	13.755
12	86 A.Badovini (ITA)	15.855
13	59 N.Canepa (ITA)	16.392
14	45 G.Vizziello (ITA)	32.406
15	75 G.Rizmayer (HUN)	34.833
16	48 A.Phillis (AUS)	38.802
17	23 C.Ponsson (FRA)	43.537
18	10 I.Toth (HUN)	1'10.785

Lap 9

1	66 T.Sykes (GBR)	
2	65 J.Rea (GBR)	0.126
3	81 J.Torres (ESP)	1.495
4	91 L.Haslam (GBR)	4.662
5	7 C.Davies (GBR)	4.806
6	60 M.vd Mark (NED)	4.965
7	112 X.Fores (ESP)	8.961
8	1 S.Guintoli (FRA)	14.494
9	36 L.Mercado (ARG)	14.793
10	14 R.de Puniet (FRA)	14.934
11	44 D.Salom (ESP)	15.220
12	86 A.Badovini (ITA)	16.902
13	59 N.Canepa (ITA)	17.921
14	45 G.Vizziello (ITA)	37.089
15	75 G.Rizmayer (HUN)	38.803
16	48 A.Phillis (AUS)	43.075
17	23 C.Ponsson (FRA)	46.927
18	10 I.Toth (HUN)	1'17.875

Lap 10

1	65 J.Rea (GBR)	
2	66 T.Sykes (GBR)	0.221
3	81 J.Torres (ESP)	0.351
4	7 C.Davies (GBR)	4.474
5	60 M.vd Mark (NED)	5.096
6	91 L.Haslam (GBR)	5.308
7	112 X.Fores (ESP)	9.526
8	36 L.Mercado (ARG)	15.359
9	1 S.Guintoli (FRA)	15.468
10	14 R.de Puniet (FRA)	15.848
11	44 D.Salom (ESP)	15.889
12	86 A.Badovini (ITA)	17.210
13	59 N.Canepa (ITA)	18.706
14	45 G.Vizziello (ITA)	40.827
15	75 G.Rizmayer (HUN)	41.280
16	48 A.Phillis (AUS)	46.693
17	23 C.Ponsson (FRA)	49.687
18	10 I.Toth (HUN)	1'24.933

Lap 11

1	65 J.Rea (GBR)	
2	66 T.Sykes (GBR)	0.094
3	81 J.Torres (ESP)	0.107
4	7 C.Davies (GBR)	4.759
5	60 M.vd Mark (NED)	5.238
6	91 L.Haslam (GBR)	6.339
7	112 X.Fores (ESP)	10.688
8	1 S.Guintoli (FRA)	16.728
9	36 L.Mercado (ARG)	16.903
10	14 R.de Puniet (FRA)	17.489
11	44 D.Salom (ESP)	17.532
12	86 A.Badovini (ITA)	17.970
13	45 G.Vizziello (ITA)	45.117
14	75 G.Rizmayer (HUN)	45.233
15	48 A.Phillis (AUS)	51.171
16	23 C.Ponsson (FRA)	52.861
17	10 I.Toth (HUN)	1'32.324

Lap 12

1	81 J.Torres (ESP)	
2	65 J.Rea (GBR)	0.033
3	66 T.Sykes (GBR)	0.619
4	7 C.Davies (GBR)	5.088

5	60 M.vd Mark (NED)	5.564
6	91 L.Haslam (GBR)	7.742
7	112 X.Fores (ESP)	11.843
8	36 L.Mercado (ARG)	18.520
9	1 S.Guintoli (FRA)	18.582
10	14 R.de Puniet (FRA)	19.111
11	44 D.Salom (ESP)	19.123
12	86 A.Badovini (ITA)	19.319
13	75 G.Rizmayer (HUN)	49.567
14	45 G.Vizziello (ITA)	51.872
15	23 C.Ponsson (FRA)	56.404
16	48 A.Phillis (AUS)	1'06.922
17	10 I.Toth (HUN)	1'40.443

Lap 13

1	81 J.Torres (ESP)	
2	65 J.Rea (GBR)	0.562
3	66 T.Sykes (GBR)	1.014
4	7 C.Davies (GBR)	6.038
5	60 M.vd Mark (NED)	6.540
6	91 L.Haslam (GBR)	10.053
7	112 X.Fores (ESP)	14.084
8	1 S.Guintoli (FRA)	20.302
9	14 R.de Puniet (FRA)	21.078
10	44 D.Salom (ESP)	21.245
11	36 L.Mercado (ARG)	21.357
12	86 A.Badovini (ITA)	21.695
13	75 G.Rizmayer (HUN)	53.502
14	45 G.Vizziello (ITA)	55.745
15	23 C.Ponsson (FRA)	1'00.007
16	48 A.Phillis (AUS)	1'12.335
17	10 I.Toth (HUN)	1'48.859

Lap 14

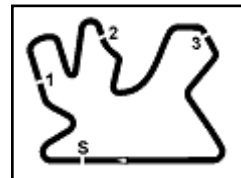
1	81 J.Torres (ESP)	
2	65 J.Rea (GBR)	0.316
3	66 T.Sykes (GBR)	2.005
4	7 C.Davies (GBR)	6.537
5	60 M.vd Mark (NED)	7.693
6	91 L.Haslam (GBR)	12.137
7	112 X.Fores (ESP)	15.700
8	1 S.Guintoli (FRA)	22.462
9	44 D.Salom (ESP)	22.910
10	36 L.Mercado (ARG)	23.180
11	14 R.de Puniet (FRA)	23.644
12	86 A.Badovini (ITA)	23.644
13	75 G.Rizmayer (HUN)	57.368
14	45 G.Vizziello (ITA)	59.995
15	23 C.Ponsson (FRA)	1'02.947
16	48 A.Phillis (AUS)	1'17.096
17	10 I.Toth (HUN)	1'57.718

Lap 15

1	81 J.Torres (ESP)	
2	65 J.Rea (GBR)	0.149
3	66 T.Sykes (GBR)	3.162
4	7 C.Davies (GBR)	6.834
5	60 M.vd Mark (NED)	8.739
6	91 L.Haslam (GBR)	13.721
7	112 X.Fores (ESP)	17.688
8	44 D.Salom (ESP)	24.027
9	1 S.Guintoli (FRA)	24.205
10	36 L.Mercado (ARG)	24.414
11	86 A.Badovini (ITA)	25.018
12	14 R.de Puniet (FRA)	26.040
13	75 G.Rizmayer (HUN)	1'00.728
14	45 G.Vizziello (ITA)	1'04.409
15	23 C.Ponsson (FRA)	1'05.569
16	48 A.Phillis (AUS)	1'21.847
17	10 I.Toth (HUN)	

Lap 16

1	81 J.Torres (ESP)	
2	65 J.Rea (GBR)	0.345
3	66 T.Sykes (GBR)	5.076
4	7 C.Davies (GBR)	7.550
5	60 M.vd Mark (NED)	11.117
6	91 L.Haslam (GBR)	15.655
7	112 X.Fores (ESP)	20.103



Losail 5.380 m

3 / 3

Losail, 16-17-18 October 2015

Superbike - Lap Chart Race 1

8	44 D.Salom (ESP)	25.629
9	36 L.Mercado (ARG)	26.234
10	1 S.Guintoli (FRA)	26.796
11	86 A.Badovini (ITA)	27.094
12	14 R.de Puniet (FRA)	29.576
13	75 G.Rizmayer (HUN)	1'04.431
14	23 C.Ponsson (FRA)	1'08.755
15	45 G.Vizzello (ITA)	1'09.886
16	48 A.Phillis (AUS)	1'26.793
17	10 I.Toth (HUN)	

Lap 17

1	81 J.Torres (ESP)	
2	65 J.Rea (GBR)	0.726
3	66 T.Sykes (GBR)	6.579
4	7 C.Davies (GBR)	7.889
5	60 M.vd Mark (NED)	13.512
6	91 L.Haslam (GBR)	17.755
7	112 X.Fores (ESP)	23.590
8	44 D.Salom (ESP)	26.417
9	36 L.Mercado (ARG)	26.489
10	1 S.Guintoli (FRA)	27.979
11	86 A.Badovini (ITA)	28.120
12	14 R.de Puniet (FRA)	34.064
13	75 G.Rizmayer (HUN)	1'09.123
14	23 C.Ponsson (FRA)	1'10.996
15	45 G.Vizzello (ITA)	1'13.892
16	48 A.Phillis (AUS)	1'30.797



Losail, 16-17-18 October 2015

Losail 5.380 m

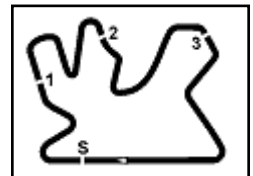
Superbike - Best Sector & Speed Race 1

Results		
1	81 J. TORRES	Aprilia RSV4 RF
2	65 J. REA	Kawasaki ZX-10R
3	66 T. SYKES	Kawasaki ZX-10R
4	7 C. DAVIES	Ducati Panigale R
5	60 M. VD MARK	Honda CBR1000RR SP
6	91 L. HASLAM	Aprilia RSV4 RF
7	112 X. FORES	Ducati Panigale R
8	44 D. SALOM	Honda CBR1000RR SP
9	36 L. MERCADO	Ducati Panigale R
10	1 S. GUINTOLI	Honda CBR1000RR SP
11	86 A. BADOVINI	BMW S1000 RR
12	14 R. DE PUNJET	Suzuki GSX-R1000
13	75 G. RIZMAYER	BMW S1000 RR
14	23 C. PONSSON	Kawasaki ZX-10R
15	45 G. VIZZIELLO	Kawasaki ZX-10R
16	48 A. PHILLIS	Kawasaki ZX-10R
17	10 I. TOTH	BMW S1000 RR
RET	59 N. CANEPA	Ducati Panigale R
RET	40 R. RAMOS	Kawasaki ZX-10R
RET	22 A. LOWES	Suzuki GSX-R1000
RET	2 L. CAMIER	MV Aqusta F4 RR

Top Speeds			
1	81 J. TORRES	Aprilia RSV4 RF	321.4
2	91 L. HASLAM	Aprilia RSV4 RF	319.5
3	65 J. REA	Kawasaki ZX-10R	317.6
4	7 C. DAVIES	Ducati Panigale R	315.8
5	86 A. BADOVINI	BMW S1000 RR	314.9
6	66 T. SYKES	Kawasaki ZX-10R	314.9
7	60 M. VD MARK	Honda CBR1000RR SP	314.0
8	1 S. GUINTOLI	Honda CBR1000RR SP	313.0
9	22 A. LOWES	Suzuki GSX-R1000	313.0
10	36 L. MERCADO	Ducati Panigale R	312.1
11	14 R. DE PUNJET	Suzuki GSX-R1000	312.1
12	59 N. CANEPA	Ducati Panigale R	310.3
13	44 D. SALOM	Kawasaki ZX-10R	310.3
14	112 X. FORES	Ducati Panigale R	308.6
15	23 C. PONSSON	Kawasaki ZX-10R	303.4
16	10 I. TOTH	BMW S1000 RR	300.8
17	40 R. RAMOS	Kawasaki ZX-10R	300.0
18	75 G. RIZMAYER	BMW S1000 RR	299.2
19	48 A. PHILLIS	Kawasaki ZX-10R	296.7
20	45 G. VIZZIELLO	Kawasaki ZX-10R	295.9

Seg. 1		Seg. 2		Seg. 3		Seg. 4		Seg. 5						
1	81 J. TORRES	1.940	1	65 J. REA	23.570	1	66 T. SYKES	30.310	1	65 J. REA	28.737	1	81 J. TORRES	32.462
2	91 L. HASLAM	1.957	2	22 A. LOWES	23.579	2	7 C. DAVIES	30.421	2	66 T. SYKES	28.771	2	91 L. HASLAM	32.464
3	65 J. REA	1.971	3	7 C. DAVIES	23.612	3	65 J. REA	30.432	3	7 C. DAVIES	28.807	3	66 T. SYKES	32.569
4	60 M. VD MARK	1.982	4	66 T. SYKES	23.612	4	22 A. LOWES	30.477	4	81 J. TORRES	28.825	4	7 C. DAVIES	32.595
5	7 C. DAVIES	1.986	5	81 J. TORRES	23.659	5	112 X. FORES	30.609	5	60 M. VD MARK	28.876	5	65 J. REA	32.606
6	86 A. BADOVINI	1.989	6	112 X. FORES	23.688	6	91 L. HASLAM	30.627	6	91 L. HASLAM	28.883	6	22 A. LOWES	32.650
7	1 S. GUINTOLI	1.991	7	60 M. VD MARK	23.705	7	60 M. VD MARK	30.640	7	22 A. LOWES	28.896	7	112 X. FORES	32.668
8	66 T. SYKES	1.991	8	91 L. HASLAM	23.821	8	81 J. TORRES	30.656	8	112 X. FORES	28.920	8	60 M. VD MARK	32.703
9	36 L. MERCADO	1.992	9	14 R. DE PUNJET	23.849	9	14 R. DE PUNJET	30.853	9	36 L. MERCADO	29.049	9	86 A. BADOVINI	32.946
10	14 R. DE PUNJET	1.997	10	36 L. MERCADO	23.873	10	1 S. GUINTOLI	30.857	10	44 D. SALOM	29.179	10	1 S. GUINTOLI	32.973
11	22 A. LOWES	1.999	11	1 S. GUINTOLI	23.900	11	36 L. MERCADO	30.878	11	59 N. CANEPA	29.207	11	14 R. DE PUNJET	33.004
12	44 D. SALOM	2.006	12	59 N. CANEPA	23.993	12	44 D. SALOM	30.930	12	86 A. BADOVINI	29.230	12	44 D. SALOM	33.046
13	59 N. CANEPA	2.013	13	44 D. SALOM	24.026	13	59 N. CANEPA	30.954	13	40 R. RAMOS	29.266	13	36 L. MERCADO	33.070
14	112 X. FORES	2.019	14	86 A. BADOVINI	24.062	14	86 A. BADOVINI	31.046	14	14 R. DE PUNJET	29.271	14	59 N. CANEPA	33.192
15	23 C. PONSSON	2.055	15	40 R. RAMOS	24.231	15	40 R. RAMOS	31.137	15	1 S. GUINTOLI	29.286	15	40 R. RAMOS	33.309
16	40 R. RAMOS	2.069	16	23 C. PONSSON	24.280	16	45 G. VIZZIELLO	31.251	16	45 G. VIZZIELLO	29.712	16	23 C. PONSSON	33.562
17	75 G. RIZMAYER	2.078	17	45 G. VIZZIELLO	24.287	17	75 G. RIZMAYER	31.371	17	23 C. PONSSON	29.748	17	75 G. RIZMAYER	33.731
18	10 I. TOTH	2.079	18	75 G. RIZMAYER	24.465	18	48 A. PHILLIS	31.438	18	75 G. RIZMAYER	29.816	18	45 G. VIZZIELLO	33.799
19	48 A. PHILLIS	2.104	19	48 A. PHILLIS	24.485	19	23 C. PONSSON	31.522	19	48 A. PHILLIS	29.916	19	48 A. PHILLIS	33.908
20	45 G. VIZZIELLO	2.129	20	10 I. TOTH	25.445	20	10 I. TOTH	32.537	20	10 I. TOTH	30.764	20	10 I. TOTH	34.593





Losail, 16-17-18 October 2015
Superbike - Chronological Analysis Race 1

Start at 19:01'01.439

1 / 3

81 J. TORRES (1'57.808)								
Lap	Seg. 1	Seg. 2	Seg. 3	Seg. 4	Seg. 5	Lap Time	km/h	Local Time
1			31.109	29.012	32.462	2'04.256		19:03'05.695
2	1.959	23.705	30.656	28.825	32.663	1'57.808	319.5	19:05'03.503
3	1.960	23.893	30.683	28.895	32.576	1'58.007	319.5	19:07'01.510
4	1.950	23.871	30.925	29.017	32.722	1'58.485	320.5	19:08'59.995
5	1.948	23.775	30.999	28.988	32.781	1'58.491	320.5	19:10'58.486
6	1.940	23.908	31.000	28.975	32.965	1'58.788	321.4	19:12'57.274
7	1.962	23.974	30.960	29.095	32.857	1'58.848	318.6	19:14'56.122
8	1.987	23.776	30.667	28.978	32.686	1'58.094	313.0	19:16'54.216
9	1.986	23.659	30.681	28.984	32.697	1'58.007	315.8	19:18'52.223
10	1.988	23.704	30.893	29.088	32.567	1'58.240	314.9	19:20'50.463
11	1.944	23.915	31.095	28.924	32.719	1'58.597	321.4	19:22'49.060
12	1.967	23.864	30.886	29.245	32.752	1'58.714	314.9	19:24'47.774
13	1.991	23.827	30.724	29.154	32.837	1'58.533	313.0	19:26'46.307
14	1.995	23.763	30.866	29.224	32.810	1'58.658	314.0	19:28'44.965
15	1.996	23.929	30.901	29.240	32.871	1'58.937	313.0	19:30'43.902
16	1.980	23.857	30.860	29.196	32.905	1'58.798	314.9	19:32'42.700
17	1.995	23.880	31.022	29.296	33.429	1'59.622	313.0	19:34'42.322

65 J. REA (1'57.472)								
Lap	Seg. 1	Seg. 2	Seg. 3	Seg. 4	Seg. 5	Lap Time	km/h	Local Time
1			30.707	28.792	32.663	2'02.934		19:03'04.373
2	1.971	23.570	30.518	28.737	32.676	1'57.472	317.6	19:05'01.845
3	2.008	23.600	30.432	28.832	32.696	1'57.568	312.1	19:06'59.413
4	2.007	23.594	30.770	28.922	32.606	1'57.899	312.1	19:08'57.312
5	1.981	23.972	30.918	29.065	32.812	1'58.748	313.0	19:10'56.060
6	1.983	23.811	30.862	29.053	32.850	1'58.559	314.9	19:12'54.619
7	1.980	23.928	30.921	29.103	32.887	1'58.819	315.8	19:14'53.438
8	2.044	24.009	30.803	29.056	33.205	1'59.117	305.9	19:16'52.555
9	2.005	23.735	30.742	28.993	32.824	1'58.299	312.1	19:18'50.854
10	1.974	23.863	31.393	29.143	32.885	1'59.258	316.7	19:20'50.112
11	2.036	23.821	30.759	29.264	32.961	1'58.841	307.7	19:22'48.953
12	2.037	23.855	30.775	29.269	32.918	1'58.854	307.7	19:24'47.807
13	2.025	24.011	30.795	29.268	32.963	1'59.062	308.6	19:26'46.869
14	2.014	23.760	30.837	29.078	32.723	1'58.412	310.3	19:28'45.281
15	1.997	23.744	31.105	29.121	32.803	1'58.770	314.0	19:30'44.051
16	1.978	23.982	30.892	29.153	32.989	1'58.994	316.7	19:32'43.045
17	2.003	23.832	30.879	29.316	33.973	2'00.003	313.0	19:34'43.048

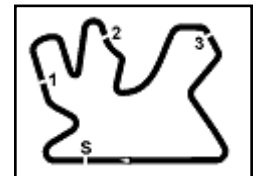
66 T. SYKES (1'57.317)								
Lap	Seg. 1	Seg. 2	Seg. 3	Seg. 4	Seg. 5	Lap Time	km/h	Local Time
1			30.431	28.824	32.589	2'02.404		19:03'03.843
2	2.027	23.640	30.310	28.771	32.569	1'57.317	307.7	19:05'01.160
3	2.031	23.612	30.568	28.885	32.757	1'57.853	307.7	19:06'59.013
4	2.036	23.699	30.642	28.925	32.893	1'58.195	306.8	19:08'57.208
5	2.036	23.895	30.813	29.198	32.752	1'58.694	306.8	19:10'55.902
6	2.033	23.770	30.784	29.151	32.840	1'58.578	306.8	19:12'54.480
7	2.033	23.829	30.904	29.141	33.005	1'58.912	307.7	19:14'53.392
8	2.031	23.828	30.843	29.012	32.979	1'58.693	307.7	19:16'52.085
9	2.035	23.778	30.858	29.159	32.813	1'58.643	306.8	19:18'50.728
10	2.033	23.876	31.637	29.195	32.864	1'59.605	306.8	19:20'50.333
11	2.001	23.943	30.853	29.060	32.857	1'58.714	312.1	19:22'49.047
12	1.991	24.218	30.969	29.226	32.942	1'59.346	312.1	19:24'48.393
13	2.017	23.916	30.901	29.195	32.899	1'58.928	309.5	19:26'47.321
14	1.997	23.993	31.149	29.306	33.204	1'59.649	314.9	19:28'46.970
15	2.015	23.919	31.343	29.479	33.338	2'00.094	310.3	19:30'47.064
16	2.031	24.223	31.275	29.810	33.373	2'00.712	307.7	19:32'47.776
17	2.026	24.140	31.698	29.822	33.439	2'01.125	308.6	19:34'48.901

7 C. DAVIES (1'57.770)								
Lap	Seg. 1	Seg. 2	Seg. 3	Seg. 4	Seg. 5	Lap Time	km/h	Local Time
1			30.533	28.807	32.595	2'02.690		19:03'04.129
2	2.000	23.612	30.421	28.871	32.866	1'57.770	313.0	19:05'01.899
3	1.997	23.877	30.682	29.100	32.881	1'58.537	312.1	19:07'00.436
4	2.016	23.783	30.822	29.195	32.966	1'58.782	310.3	19:08'59.218
5	2.029	23.982	30.855	29.172	33.033	1'59.071	307.7	19:10'58.289
6	2.004	23.904	30.964	29.074	33.044	1'58.990	313.0	19:12'57.279
7	2.004	23.922	30.843	29.150	32.984	1'58.903	312.1	19:14'56.182
8	2.027	24.290	30.924	29.253	33.204	1'59.698	308.6	19:16'55.880
9	2.041	24.131	31.016	29.392	33.074	1'59.654	306.8	19:18'55.534
10	1.986	23.963	30.882	29.175	33.046	1'59.052	315.8	19:20'54.586
11	2.029	23.925	30.927	29.218	33.027	1'59.126	308.6	19:22'53.712
12	2.032	23.938	30.942	29.205	33.033	1'59.150	308.6	19:24'52.862
13	2.027	23.843	30.978	29.317	33.318	1'59.483	307.7	19:26'52.345
14	2.029	23.796	30.925	29.314	33.093	1'59.157	308.6	19:28'51.502
15	2.030	23.956	30.962	29.267	33.019	1'59.234	307.7	19:30'50.736
16	2.026	23.958	31.053	29.339	33.138	1'59.514	308.6	19:32'50.250
17	2.022	24.019	31.226	29.359	33.335	1'59.961	309.5	19:34'50.211

60 M. VD MARK (1'58.304)								
Lap	Seg. 1	Seg. 2	Seg. 3	Seg. 4	Seg. 5	Lap Time	km/h	Local Time
1								
2								
3								
4								
5								
6								
7								
8								
9								
10								
11								
12								
13								
14								
15								
16								
17								

1						31.499	29.032	32.703	2'04.988		19:03'06.427
2	1.995	23.922	30.747	28.876	32.764	1'58.304	312.1	19:05'04.731			
3	2.011	23.881	30.719	29.029	32.872	1'58.512	310.3	19:07'03.243			
4	2.011	23.705	30.819	29.053	33.008	1'58.596	310.3	19:09'01.839			
5	1.982	23.966	30.640	29.092	32.940	1'58.620	314.0	19:11'00.459			
6	2.029	23.816	30.746	29.148	32.874	1'58.613	307.7	19:12'59.072			
7	2.020	23.930	30.815	29.135	32.993	1'58.893	309.5	19:14'57.965			
8	2.031	23.760	30.808	29.113	32.961	1'58.673	306.8	19:16'56.638			
9	2.016	23.777	30.982	29.197	33.083	1'59.055	309.5	19:18'55.693			
10	1.992	24.165	31.126	29.282	32.950	1'59.515	314.0	19:20'55.208			
11	2.024	23.854	30.899	29.221	32.985	1'58.983	307.7	19:22'54.191			
12	2.019	23.798	31.155	29.140	33.035	1'59.147	308.6	19:24'53.338			
13	2.012	23.886	31.071	29.449	33.091	1'59.509	310.3	19:26'52.847			
14	2.020	24.026	31.144	29.390	33.231	1'59.811	308.6	19:28'52.658			
15	2.037	24.026	31.175	29.525	33.220	1'59.983	305.9	19:30'52.641			
16	2.033	24.209	31.537	29.819	33.578	2'01.176	305.9	19:32'53.817			
17	2.044	24.373	31.566	30.132	33.902	2'02.017	305.1	19:34'55.834			

91 L. HASLAM (1'57.906)											
Lap	Seg. 1	Seg. 2	Seg. 3	Seg. 4	Seg. 5	Lap Time	km/h	Local Time			
1						31.063	28.909	32.464	2'03.786		19:03'05.225
2	1.961	23.821	30.627	28.883	32.614	1'57.906	319.5	19:05'03.131			
3	1.970	23.879	30.713	28.935	32.673	1'58.170	317.6	19:07'01.301			
4	1.969	23.955	30.803	29.073	32.673	1'58.473	317.6	19:08'59.774			
5	1.965	23.866	30.942	29.074	32.677	1'58.524	318.6	19:10'58.298			
6	1.960	24.472	30.945	29.110	32.737	1'59.224	317.6	19:12'57.522			
7	1.957	24.085	30.964	29.174	32.701	1'58.881	316.7	19:14'56.403			
8	1.982	23.860	30.937	29.368	33.309	1'59.456	314.9	19:16'55.859			
9	1.991	24.043	31.012	29.389	33.096	1'59.531	314.0	19:18'55.390			
10	2.006	24.356	31.049	29.652	32.967	2'00.030	312.1	19:20'55.420			
11	1.972	24.293	31.185	29.368	33.054	1'59.872	315.8	19:22'55.292			
12	1.989	24.242	31.294	29.577							



Losail, 16-17-18 October 2015

Superbike - Chronological Analysis Race 1

Start at 19:01'01.439

2 / 3

5	2.026	24.010	31.290	29.144	33.157	1'59.627	309.5	19:11'05.918
6	2.033	24.046	31.015	29.320	33.134	1'59.548	308.6	19:13'05.466
7	2.018	24.261	31.302	29.270	33.242	2'00.093	310.3	19:15'05.559
8	2.027	24.139	31.323	29.334	33.219	2'00.042	308.6	19:17'05.601
9	2.027	24.117	31.179	29.408	33.189	1'59.920	308.6	19:19'05.521
10	2.049	24.068	31.227	29.316	33.290	1'59.950	305.1	19:21'05.471
11	2.059	24.401	31.218	29.468	33.239	2'00.385	303.4	19:23'05.856
12	2.025	24.241	31.345	29.525	33.302	2'00.438	309.5	19:25'06.294
13	2.063	24.284	32.441	29.404	33.178	2'01.370	302.5	19:27'07.664
14	1.992	24.523	31.217	29.668	33.081	2'00.481	312.1	19:29'08.145
15	2.015	24.075	31.286	29.518	33.277	2'00.171	309.5	19:31'08.316
16	2.021	24.185	31.550	29.727	33.135	2'00.618	309.5	19:33'08.934
17	2.057	24.027	31.244	29.389	33.160	1'59.877	303.4	19:35'08.811

9	2.130	24.510	31.503	30.324	34.146	2'02.613	293.5	19:19'29.531
10	2.126	24.465	31.371	29.958	33.941	2'01.861	294.3	19:21'31.392
11	2.105	24.547	31.828	30.226	34.088	2'02.794	296.7	19:23'34.186
12	2.078	24.841	32.371	30.134	33.731	2'03.155	298.3	19:25'37.341
13	2.139	24.753	31.587	30.123	33.866	2'02.468	291.9	19:27'39.809
14	2.134	24.551	31.576	30.116	34.147	2'02.524	291.9	19:29'42.333
15	2.139	24.646	31.544	30.000	33.968	2'02.297	291.9	19:31'44.630
16	2.141	24.645	31.495	30.161	34.059	2'02.501	291.9	19:33'47.131
17	2.137	24.776	31.758	30.528	35.115	2'04.314	291.9	19:35'51.445

23 C. PONSSON (2'01.559)

Lap	Seg. 1	Seg. 2	Seg. 3	Seg. 4	Seg. 5	Lap Time	km/h	Local Time
1			31.639	29.748	34.126	2'19.523		19:03'20.962
2	2.087	24.280	31.749	29.921	33.562	2'01.599	300.0	19:05'22.561
3	2.055	24.478	31.776	29.782	33.646	2'01.737	303.4	19:07'24.298
4	2.089	24.462	31.578	29.918	33.769	2'01.816	300.0	19:09'26.114
5	2.091	24.387	31.862	29.917	34.001	2'02.258	298.3	19:11'28.372
6	2.090	24.613	31.813	29.984	33.970	2'02.470	299.2	19:13'30.842
7	2.101	24.678	31.854	29.949	33.925	2'02.507	295.9	19:15'33.349
8	2.092	24.385	32.037	30.021	33.738	2'02.273	298.3	19:17'35.622
9	2.091	24.513	31.672	29.870	33.887	2'02.033	298.3	19:19'37.655
10	2.093	24.550	31.753	29.939	33.809	2'02.144	298.3	19:21'39.799
11	2.093	24.618	31.682	29.974	33.648	2'02.015	298.3	19:23'41.814
12	2.085	24.560	31.697	30.131	33.891	2'02.364	300.0	19:25'44.178
13	2.095	24.443	31.663	30.141	33.794	2'02.136	299.2	19:27'46.314
14	2.094	24.430	31.522	29.903	33.649	2'01.598	298.3	19:29'47.912
15	2.085	24.336	31.634	29.808	33.696	2'01.559	300.0	19:31'49.471
16	2.081	24.479	31.706	30.016	33.702	2'01.984	300.0	19:33'51.455
17	2.089	24.414	31.732	29.836	33.792	2'01.863	299.2	19:35'53.318

45 G. VIZZIELLO (2'01.341)

Lap	Seg. 1	Seg. 2	Seg. 3	Seg. 4	Seg. 5	Lap Time	km/h	Local Time
1			32.036	30.064	33.939	2'09.153		19:03'10.592
2	2.129	24.287	31.336	29.806	33.879	2'01.437	295.9	19:05'12.029
3	2.145	24.520	31.327	29.712	33.799	2'01.503	290.3	19:07'13.532
4	2.147	24.311	31.251	29.780	33.852	2'01.341	289.5	19:09'14.873
5	2.152	24.352	31.376	30.018	34.005	2'01.903	290.3	19:11'16.776
6	2.152	24.418	31.599	30.123	34.006	2'02.298	288.8	19:13'19.074
7	2.154	24.628	31.467	30.355	34.023	2'02.627	288.8	19:15'21.701
8	2.161	24.417	31.779	30.350	34.083	2'02.790	287.2	19:17'24.817
9	2.160	24.691	31.822	30.472	34.181	2'03.326	290.3	19:19'27.817
10	2.161	24.773	31.609	30.427	34.152	2'03.122	289.5	19:21'30.939
11	2.167	24.627	31.818	30.350	34.169	2'03.131	283.5	19:23'34.070
12	2.166	24.813	32.728	30.294	35.575	2'05.576	287.2	19:25'39.646
13	2.159	24.591	31.480	30.082	34.094	2'02.406	287.2	19:27'42.052
14	2.153	24.651	31.805	30.161	34.138	2'02.908	290.3	19:29'44.960
15	2.161	24.592	31.654	30.248	34.696	2'03.351	287.2	19:31'48.311
16	2.166	25.051	32.461	30.324	34.273	2'04.275	288.0	19:33'52.586
17	2.146	24.805	31.849	30.462	34.366	2'03.628	290.3	19:35'56.214

48 A. PHILLIS (2'02.283)

Lap	Seg. 1	Seg. 2	Seg. 3	Seg. 4	Seg. 5	Lap Time	km/h	Local Time
1			31.900	30.173	33.913	2'09.557		19:03'10.996
2	2.104	25.117	32.049	30.292	34.156	2'03.718	296.7	19:05'14.714
3	2.122	24.890	31.438	29.916	33.917	2'02.283	294.3	19:07'16.997
4	2.132	24.750	31.447	30.023	34.051	2'02.403	292.7	19:09'19.400
5	2.136	24.485	31.539	30.183	34.764	2'03.107	291.9	19:11'22.507
6	2.141	24.748	31.536	30.203	34.146	2'02.774	291.1	19:13'25.281
7	2.147	24.763	31.631	30.069	34.129	2'02.739	290.3	19:15'28.020
8	2.153	24.994	31.695	30.117	33.908	2'02.867	289.5	19:17'30.887
9	2.151	25.049	31.592	30.093	34.031	2'02.916	290.3	19:19'33.803
10	2.161	24.833	31.586	30.177	34.245	2'03.002	289.5	19:21'36.805
11	2.156	24.921	31.720	30.260	34.262	2'03.319	288.8	19:23'40.124
12	2.162	25.055	31.600	30.168	34.067	2'03.472	288.8	19:25'54.696
13	2.161	24.971	32.226	30.453	34.135	2'03.946	288.8	19:27'58.642
14	2.163	24.851	31.757	30.547	34.101	2'03.419	288.8	19:30'02.061
15	2.162	24.870	32.045	30.377	34.234	2'03.688	288.0	19:32'05.749
16	2.162	25.037	31.985	30.361	34.199	2'03.744	288.8	19:34'09.493
17	2.166	24.990	31.902	30.448	34.120	2'03.626	287.2	19:36'13.119

10 I. TOTH (2'05.716)

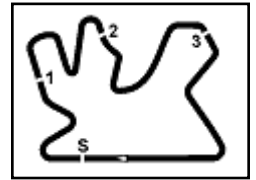
Lap	Seg. 1	Seg. 2	Seg. 3	Seg. 4	Seg. 5	Lap Time	km/h	Local Time
1			33.361	31.111	34.883	2'14.438		19:03'15.877
2	2.081	26.015	32.701	30.826	34.719	2'06.342	300.0	19:05'22.219
3	2.085	25.737	32.537	30.764	34.593	2'05.716	299.2	19:07'27.935
4	2.079	25.571	32.625	31.230	35.210	2'06.715	300.8	19:09'34.650
5	2.097	26.405	33.184	31.069	35.041	2'07.796	297.5	19:11'42.446
6	2.096	26.036	32.830	31.641	34.762	2'07.365	298.3	19:13'49.811
7	2.094	25.866	32.764	31.008	34.943	2'06.675	298.3	19:15'56.486
8	2.106	25.707	32.735	31.136	34.700	2'06.384	296.7	19:18'02.870
9	2.096	25.445	32.546	30.915	34.731	2'05.733	297.5	19:20'08.603
10	2.101	25.812	32.833	31.020	34.676	2'06.442	296.7	19:22'15.045
11	2.103	25.599	32.746	30.975	34.809	2'06.232	295.9	19:24'21.277
12	2.105	25.717	32.984	31.217	34.917	2'06.940	295.9	19:26'28.217

1 S. GUINTOLI (1'59.202)

Lap	Seg. 1	Seg. 2	Seg. 3	Seg. 4	Seg. 5	Lap Time	km/h	Local Time
1			31.676	29.286	33.193	2'06.069		19:03'07.508
2	2.030	24.114	30.857	29.339	33.057	1'59.397	308.6	19:05'06.905
3	2.039	23.900	30.919	29.371	32.973	1'59.202	306.8	19:07'06.107
4	2.042	23.954	31.010	29.419	33.112	1'59.537	306.8	19:09'05.644
5	2.036	23.910	30.990	29.506	33.120	1'59.562	307.7	19:11'05.206
6	2.039	23.979	31.053	29.484	33.343	1'59.898	306.8	19:13'05.104
7	2.035	24.131	31.106	29.569	33.200	2'00.041	305.9	19:15'05.145
8	2.047	24.004	31.092	29.579	33.251	1'59.973	305.1	19:17'05.118
9	2.042	24.037	31.120	29.671	33.234	2'00.104	306.8	19:19'05.222
10	2.046	24.123	31.164	29.834	33.191	2'00.358	305.1	19:21'05.580
11	1.991	24.146	31.151	29.559	33.254	2'00.101	313.0	19:23'05.681
12	2.050	24.205	31.274	29.920	33.226	2'00.675	304.2	19:25'06.356
13	2.001	24.125	31.130	29.728	33.269	2'00.253	310.3	19:27'06.609
14	2.050	24.212	31.297	29.961	33.298	2'00.818	304.2	19:29'07.427
15	2.048	24.199	31.133	30.035	33.265	2'00.680	305.1	19:31'08.107
16	2.001	24.301	31.535	30.058	33.494	2'01.389	312.1	19:33'09.946
17	2.026	24.204	31.407	29.828	33.340	2'00.805	307.7	19:35'10.301

86 A. BADOVINI (1'59.601)

Lap	Seg. 1	Seg. 2	Seg. 3	Seg. 4	Seg. 5	Lap Time	km/h	Local Time
1			31.777	29.295	33.132	2'06.905		19:03'08.344
2	2.015	24.272	31.235	29.230	32.946	1'59.698	311.2	19:05'08.042



Losail 5.380 m

Losail, 16-17-18 October 2015
Superbike - Chronological Analysis Race 1

Start at 19:01'01.439

13	2.105	26.124	32.878	31.071	34.771	2'06.949	296.7	19:28'35.166
14	2.102	25.854	32.928	31.165	35.468	2'07.517	296.7	19:30'42.683
15	2.108	29.988	35.852	31.626	35.018	2'14.592	295.1	19:32'57.275
16	2.095	27.009	34.750	31.147	34.820	2'09.821	298.3	19:35'07.096

59 N. CANEPA (1'59.393)

Lap	Seg. 1	Seg. 2	Seg. 3	Seg. 4	Seg. 5	Lap Time	km/h	Local Time
1			31.924	29.610	33.378	2'07.877		19:03'09.316
2	2.013	24.016	30.954	29.218	33.192	1'59.393	310.3	19:05'08.709
3	2.047	24.031	31.214	29.207	33.222	1'59.721	305.9	19:07'08.430
4	2.046	23.993	31.242	29.301	33.270	1'59.852	305.9	19:09'08.282
5	2.048	24.166	31.099	29.366	33.293	1'59.972	305.9	19:11'08.254
6	2.051	24.062	31.130	29.236	33.282	1'59.761	305.1	19:13'08.015
7	2.051	24.087	31.284	29.432	33.444	2'00.298	305.1	19:15'08.313
8	2.046	24.060	31.290	29.435	33.333	2'00.164	305.9	19:17'08.477
9	2.063	24.051	31.244	29.564	33.250	2'00.172	303.4	19:19'08.649
10	2.065	24.127	31.201	29.379	33.397	2'00.169	303.4	19:21'08.818

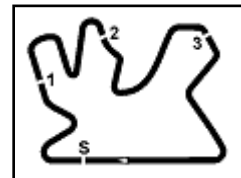
40 R. RAMOS (2'00.188)

Lap	Seg. 1	Seg. 2	Seg. 3	Seg. 4	Seg. 5	Lap Time	km/h	Local Time
1			31.869	29.593	33.522	2'07.859		19:03'09.298
2	2.069	24.272	31.137	29.368	33.342	2'00.188	300.0	19:05'09.486
3	2.070	24.261	32.282	29.470	33.309	2'01.392	299.2	19:07'10.878
4	2.095	24.240	31.273	29.266	33.455	2'00.329	297.5	19:09'11.207
5	2.097	24.323	31.195	29.563	33.417	2'00.595	295.9	19:11'11.802
6	2.095	24.231	31.340	29.383	33.425	2'00.474	298.3	19:13'12.276
7	2.098	24.429	31.205	29.413	33.622	2'00.767	297.5	19:15'13.043

22 A. LOWES (1'57.831)

Lap	Seg. 1	Seg. 2	Seg. 3	Seg. 4	Seg. 5	Lap Time	km/h	Local Time
1			30.648	28.896	32.650	2'03.270		19:03'04.709
2	1.999	23.663	30.477	28.959	32.733	1'57.831	313.0	19:05'02.540
3	2.011	23.579	30.751	29.077	32.811	1'58.229	311.2	19:07'00.769
4	2.005	23.832	30.811	29.059	32.759	1'58.466	312.1	19:08'59.235
5	2.003	23.853	30.742	28.945	33.195	1'58.738	310.3	19:10'57.973
6	2.026	24.102	30.805	29.181	33.074	1'59.188	308.6	19:12'57.161

P = Pits In/Out - C = Lap-Time Cancelled



Losail, 16-17-18 October 2015
Superbike - Championship Standings

Losail 5.380 m

1 / 2

Points	Points From First	Points From Previous	February 22		March 22		April 12		April 19		May 10		May 24		June 7		June 21		July 19		August 2		September 20		October 4		October 18		
			PHILLIP ISLAND	BURIRAM	ARAGON	ASSEN	IMOLA	DONINGTON PARK	PORTIMÃO	MISANO	LAGUNA SECA	SEPANG	JEREZ	MAGNY COURS	LOSAIL														
1 REA Jonathan (GBR)	548		25 20 1 1	25 25 1 1	25 20 1 1	25 25 1 1	25 25 1 1	25 25 1 1	20 20 1 1	25 25 1 1	20 25 1 1	16 16 1 1	25 20 1 1	13 13 1 1	25 25 1 1	20													
2 DAVIES Chaz (GBR)	396 152		16 16 3 3	5 1 4 6	20 25 4 3	20 20 3 3			16 16 4 4	16 13 4 4	16 13 4 4	25 25 3 3	20 25 3 2	20 25 2 2	10 20 2 2	13													
3 SYKES Tom (GBR)	383 165 13		10 13 6 4	16 11 3 3	16 3 4	11 11 4 4	20 20 4 3	25 25 3 3	20 8 2 2	25 11 2 2	20 20 2 2	11 2 2 3	25 11 3 3	20 16 3 3	16														
4 HASLAM Leon (GBR)	307 241 76		20 25 2 1	20 20 2 2	13 16 2 2	13 13 2 2	13 2 2	13 13 2 2	4 16 3 3	11 16 3 3	3 11 4 4	9 10 4 4	11 16 4 4	11 10 4 4	11														
5 TORRES Jordi (ESP)	247 301 60		13 4 8	13 13 6 5	11 13 5 5	10 10 5 5	16 5 5	9 9 5 5	5 9 5 5	9 5 5	11 13 5 5	6 16 5 5	4 20 5 5	4 8 5 5	25														
6 GUINTOLI Sylvain (FRA)	207 341 40		9 11 7 5	11 10 5 4	7 6 6	8 9 6 6	11 6 6	8 8 6 6	11 10 6 6	7 7 6 6	9 6 6	13 13 6 6	6 7 6 6	16 10 6 6	6														
7 VD MARK Michael (NED)	181 367 26		11 5 10	9 13 11	8 11 11	16 16 8 7	7 7 7	7 10 7 10	7 11 10 8	6 6 7 8	8 9 8 8	11 8 7	16 3 7 10	13 13 7 7	11														
8 BAIOTTO Matteo (ITA)	139 409 42		5 7 11 9	10 8 7 8	4 5 8 8	4 5 9 8	8 10 8 8	6 9 7	10 6 7 7	1 9 10	3 11 11	8 7 11 10	7 10 10 8	9 5 8 8	8														
9 LOWES Alex (GBR)	135 413 4		7 9 13	9 16 9 7	2 9 10	7 11 11	4 6 11 10	10 10 10 8	6 3 9 10	4 11 11	10 10 10	10 8 10 9	9 8 9	8 6 9 9	9														
10 MERCADO Leandro (ARG)	132 416 3		4 5 12 11	6 6 10 10	8 9 10 9	5 2 9 10	9 8 9 9	5 3 7 9	8 7 8 8	5 8 9	7 7 9 9	1 1 9 11	2 6 11 11	7 4 10 10	7														
11 GIUGLIANO Davide (ITA)	119 429 13						16 13 17 17	11 17 14	13 20 12 11	13 10 7	7 7 7 8	9 10 11 11	11																
12 BADOVINI Ayrton (ITA)	97 451 22				7 20	4 20 18	10 11 16 15	11 7 12 12	9 4 11 12	9 5 12 12	10 12 12	12 12 12 12	1 2 12 12	2 5 12 12	5														
13 CAMIER Leon (GBR)	89 459 8		6 8 10 7	11 14	6 1 11 13	6 6 13 13	13 14	7 13 14	16 16	3 15 15	6 6 15 14	3 4 14 14	7 8 13 13	11 1 13 13	13														
14 SALOM David (ESP)	76 472 13			8 7 15 12	10 13 12	2 3 13 14	14 16	6 4 16 14	2 14 15	1 16 15	5 9 16 16	5 4 15 15	2 8 15 15																
15 RAMOS Román (ESP)	71 477 5		6 14	1 2 16 17	3 4 15 15	3 1 15 15	5 9 15 13	3 5 15 13	5 14 14	2 2 14 14	4 4 13 13	2 6 13 13	3 13 14	1 14 14	15														
16 TEROL Nicolas (ESP)	54 494 17		8 10 8 6	4 4 7 9	9 6 7 7	7 7 8	10 11	4 11 11	1 1 12 13	13 13	14 15	15 16	16 16	16															
17 FORES Xavi (ESP)	47 501 7				10 11 17 13	9 8 12 12	12 12	14 17	17 17	17 17	17 17	17 18	18 18	18 19	17														
18 CANEPA Niccolò (ITA)	47 501 0				1 23 24	1 22 22	24 26	25 25	25 25	27 25	26 22	20 20	20 21	18 17	17														
19 DE PUNIET Randy (FRA)	43 505 4		9 11	3 12 15	3 15 16	16 16	18 19	2 2 18 18	3 18 18	5 5 18 18	4 3 18 17	17 17	17 18	17 18	19														
20 BIAGGI Max (ITA)	36 512 7										10 10 22 19	19 19	16 18 19	19 19	20														
21 PIRRO Michele (ITA)	35 513 1										8 8 24 21	21 21	22 22	10 9 21 20	21														
22 BARRAGÁN Santiago (ESP)	17 531 18		3 16	18 18	5 19 19	19 20	3 5 20 18	19 19	19 19	19 20	20 20	21 21	22 22	22 22	22														
23 BAYLISS Troy (AUS)	15 533 2		3 13 16	7 5 14 12	13 16	16 16	18 19	20 20	20 20	20 22	22 22	23 23	23 23	23 23	23														
24 FABRIZIO Michel (ITA)	13 535 2						6 7 22 21	21 21	21 21	21 23	23 24	24 24	24 24	24 24	24														
25 PONSSON Christophe (FRA)	13 535 0		1 20	21 21	2 20 21	21 21	2 23 23	23 23	23 23	2 25 25	2 1 25 25	25 25	25 25	25 25	24														
26 SCASSA Luca (ITA)	10 538 3																												

First Line: Championship Standings - Second Line: Ranking Progression

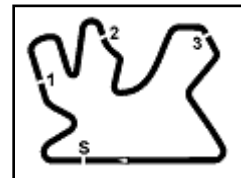
FICR PEROGIA TINING



Official Tyre Supplier



Official Timekeeper


Losail, 16-17-18 October 2015
Superbike - Championship Standings

Losail 5.380 m

2 / 2

	Points	Points From First	Points From Previous	February 22 PHILLIP ISLAND		March 22 BURIRAM		April 12 ARAGON		April 19 ASSEN		May 10 IMOLA		May 24 DONINGTON PARK		June 7 PORTIMÃO		June 21 MISANO		July 19 LAGUNA SECA		August 2 SEPANG		September 20 JEREZ		October 4 MAGNY COURS		October 18 LOSAIL					
				1	4	2	3	17	18	18	19	21	22	22	22	22	22	24	24	25	25	25	25	25	26	26	26	26	26	26	26	26	
27 BARRIER Sylvain (FRA)	10	538	0	15	15	16	16	17	18	18	19	21	22	22	22	22	22	24	24	25	25	25	25	25	26	26	26	26	26	26			
28 VIZZIELLO Gianluca (ITA)	9	539	1																1 32	2 28	28	28	28	28	28	28	5 27	1 28					
29 RIZMAYER Gábor (HUN)	6	542	3									3 25	25	25	25	25	27	28	28	28	28	28	28	28	28	29	31	3 29					
30 REITERBERGER Markus (GER)	6	542	0															3 28	28	28	28	28	28	28	28	29	29	3 29					
31 TOTH Imre (HUN)	5	543	1									1 27	4 23	23	23	23	24	26	27	27	27	27	27	27	27	27	27	28	30	31			
32 PEGRAM Larry (USA)	2	546	3	2 18	19	19	21	22	22	22	22	24	26	27	27	27	27	29	30	30	31	31	31	31	31	31	31	31	32	32	32		
33 METCHER Jed (AUS)	2	546	0	2 14	18	19	19	21	22	22	22	24	26	27	27	27	27	29	30	30	31	31	31	31	31	31	31	31	32	32	32		

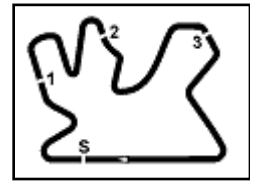
First Line: Championship Standings - Second Line: Ranking Progression

PIRELLI PERODIA TUNING


Official Tyre Supplier



Official Timekeeper


Losail, 16-17-18 October 2015
Superbike - Manufacturers Standings

	Points	Points From First	Points From Previous	February 22 PHILLIP ISLAND		March 22 BURIRAM		April 12 ARAGON		April 19 ASSEN		May 10 IMOLA		May 24 DONINGTON PARK		June 7 PORTIMÃO		June 21 MISANO		July 19 LAGUNA SECA		August 2 SEPANG		September 20 JEREZ		October 4 MAGNY COURS		October 18 LOSAIL	
				1	2	1	2	1	2	1	2	1	2	1	2	1	2	1	2	1	2	1	2	1	2	1	2	1	2
1	KAWASAKI	583		25	20	25	25	25	20	25	25	25	25	25	25	25	25	25	20	20	25	20	25	13	25	25	20		
2	DUCATI	451	132	16	16	10	8	20	25	20	20	16	13	16	16	16	20	16	20	25	25	20	25	20	25	10	20	13	
3	APRILIA	370	213	81	20	25	20	20	13	16	13	13	16	13	13	5	16	11	16	11	13	16	16	11	20	4	11	25	
4	HONDA	260	323	110	11	11	11	10	7	8	16	16	11		8	8	11	11	7	7	9	9	13	13	16	7	16	13	11
5	SUZUKI	154	429	106	7	9	9	16		3	7	4	6	10	10	6	3	4		10	5	10	8	9		8	6	4	
6	BMW	110	473	44	1	4	2	3		7	4	10	11	11	7	9	4	9	5		10		6	6	1	2	2	3	5
7	MV AGUSTA	89	494	21	6	8	6	6	6	1	6	6	6	6	7	7		3		6	6	3	4	7	8	11	1	7	
8	EBR	4	579	85	2		8	8	1		1		8	8	8	8	8		8	8	8	8	8	8	8	8	8	8	8

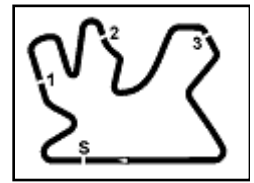
First Line: Championship Standings - Second Line: Ranking Progression

PIRELLI PERODIA TIRING


Official Tyre Supplier



Official Timekeeper



Losail, 16-17-18 October 2015
Superbike - Pirelli Best Lap Award

Losail 5.380 m

Points	Points From First	Points From Previous	Fastest Laps																
			February 22 PHILLIP ISLAND	March 22 BURIRAM	April 12 ARAGON	April 19 ASSEN	May 10 IMOLA	May 24 DONINGTON PARK	June 7 PORTIMÃO	June 21 MISANO	July 19 LAGUNA SECA	August 2 SEPANG	September 20 JEREZ	October 4 MAGNY COURS	October 18 LOSAIL				
1 REA Jonathan (GBR)	11		1	1		1		1	1	1	1			1	1	1			
2 SYKES Tom (GBR)	7 4			1		1		1				1	1		1			1	
3 DAVIES Chaz (GBR)	5 6 2		1		1	1						1	1						
4 HASLAM Leon (GBR)	1 10 4		1																
5 GIUGLIANO Davide (ITA)	1 10 0										1								