

Losail 5.380 m

Losail, 16-17-18 October 2015

Superbike - Biographical Entry List

No.	Rider (Abbreviation)			Nat	Bike Team	Wins 2015	Podiums 2015	Pole 2015	Races 2015	Tyres
	Age	Date of Birth	Place of Birth							
1	1	GUINTOLI Sylvain (GUI) 33 24/06/1982	Montelimar	FRA	Honda CBR1000RR SP PATA Honda World Superbike Team	9	41	4	152	Pirelli
2	2	CAMIER Leon (CAM) 29 04/08/1986	Ashford Kent	GBR	MV Agusta F4 RR MV Agusta Reparto Corse		9		131	Pirelli
3	7	DAVIES Chaz (DAV) 28 10/02/1987	Knighton	GBR	Ducati Panigale R Aruba.it Racing-Ducati SBK Team	9	31	1	98	Pirelli
4	10	TOTH Imre (TOT) 30 06/09/1985	Budapest	HUN	BMW S1000 RR BMW Team Toth	5	17	1	23	Pirelli
5	14	DE PUNIET Randy (DEP) 34 14/02/1981	Maisons Laffitte	FRA	Suzuki GSX-R1000 VOLTCOM Crescent Suzuki				23	Pirelli
6	15	BAIOCCO Matteo (BAI) 31 23/04/1984	Osimo	ITA	Ducati Panigale R Althea Racing				82	Pirelli
7	22	LOWES Alex (LOW) 25 14/09/1990	Lincoln	GBR	Suzuki GSX-R1000 VOLTCOM Crescent Suzuki		3		52	Pirelli
8	23	PONSSON Christophe (PON) 19 23/12/1995	Lyon	FRA	Kawasaki ZX-10R Team Pedercini		1		24	Pirelli
9	36	MERCADO Leandro (MER) 23 15/02/1992	Cordoba	ARG	Ducati Panigale R BARNI Racing Team				38	Pirelli
10	40	RAMOS Román (RAM) 24 06/01/1991	Santander	ESP	Kawasaki ZX-10R Team Go Eleven				24	Pirelli
11	44	SALOM David (SAL) 31 16/10/1984	Palma de Mallorca	ESP	Kawasaki ZX-10R Team Pedercini				94	Pirelli
12	45	VIZZIELLO Gianluca (VIZ) 35 03/03/1980	Policoro	ITA	Kawasaki ZX-10R Grillini SBK Team				31	Pirelli
13	48	PHILLIS Alex (PHI) 21 27/01/1994	Albury	AUS	Kawasaki ZX-10R Grillini SBK Team				6	Pirelli
14	59	CANEPA Niccolò (CAN) 27 14/05/1988	Genova	ITA	Ducati Panigale R Althea Racing				69	Pirelli
15	60	VD MARK Michael (VDM) 22 26/10/1992	Gouda	NED	Honda CBR1000RR SP PATA Honda World Superbike Team			3	24	Pirelli
16	65	REA Jonathan (REA) 28 02/02/1987	Ballymena	GBR	Kawasaki ZX-10R Kawasaki Racing Team	29	64	6	164	Pirelli
17	66	SYKES Tom (SYK) 30 19/08/1985	Huddersfield	GBR	Kawasaki ZX-10R Kawasaki Racing Team	14	22	2	24	Pirelli
18	75	RIZMAYER Gábor (RIZ) 33 25/11/1981	Budapest	HUN	BMW S1000 RR BMW Team Toth	26	62	29	182	Pirelli
19	81	TORRES Jordi (TOR) 28 27/08/1987	Rubi	ESP	Aprilia RSV4 RF Aprilia Racing Team - Red Devils	4	13	5	24	Pirelli
20	86	BADOVINI Ayrton (BAD) 29 31/05/1986	Biella	ITA	BMW S1000 RR BMW Motorrad Italia SBK Team		3		23	Pirelli
21	91	HASLAM Leon (HAS) 32 31/05/1983	Derby	GBR	Aprilia RSV4 RF Aprilia Racing Team - Red Devils		2	1	143	Pirelli
22	112	FORES Xavi (FOR) 30 16/09/1985	Llombai	ESP	Ducati Panigale R Aruba.it Racing-Ducati SBK Team	4	37	3	207	Pirelli
						1	8	2	24	Pirelli
									14	Pirelli
									4	Pirelli

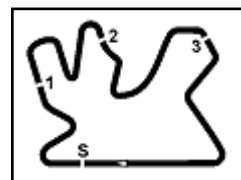
* = Wild Card

PIRELLI


Official Tyre Supplier



Official Timekeeper



Losail, 16-17-18 October 2015

Superbike - Results Free Practice 1st Session

Losail 5.380 m

1 / 2

No.	Rider	Nat	Team	Bike	Time	Gap	Rel.	Laps	Speed	
									Avg	Max
1	81 J. TORRES	ESP	Aprilia Racing Team - Red Devils	Aprilia RSV4 RF	1'58.744			19	163,107	312,1
2	65 J. REA	GBR	Kawasaki Racing Team	Kawasaki ZX-10R	1'59.249	0.505	0.505	14	162,416	305,1
3	66 T. SYKES	GBR	Kawasaki Racing Team	Kawasaki ZX-10R	1'59.524	0.780	0.275	16	162,043	305,1
4	60 M. VD MARK	NED	PATA Honda World Superbike Team	Honda CBR1000RR SP	1'59.597	0.853	0.073	16	161,944	305,9
5	7 C. DAVIES	GBR	Aruba.it Racing-Ducati SBK Team	Ducati Panigale R	1'59.807	1.063	0.210	15	161,660	305,1
6	22 A. LOWES	GBR	VOLTCOM Crescent Suzuki	Suzuki GSX-R1000	1'59.999	1.255	0.192	13	161,401	306,8
7	14 R. DE PUNIET	FRA	VOLTCOM Crescent Suzuki	Suzuki GSX-R1000	2'00.049	1.305	0.050	14	161,334	307,7
8	91 L. HASLAM	GBR	Aprilia Racing Team - Red Devils	Aprilia RSV4 RF	2'00.154	1.410	0.105	13	161,193	307,7
9	59 N. CANEPA	ITA	Althea Racing	Ducati Panigale R	2'00.315	1.571	0.161	15	160,977	300,0
10	1 S. GUINTOLI	FRA	PATA Honda World Superbike Team	Honda CBR1000RR SP	2'00.418	1.674	0.103	3	160,840	308,6
11	44 D. SALOM	ESP	Team Pedercini	Kawasaki ZX-10R	2'00.536	1.792	0.118	15	160,682	300,0
12	15 M. BAIOTTO	ITA	Althea Racing	Ducati Panigale R	2'00.791	2.047	0.255	15	160,343	300,0
13	112 X. FORES	ESP	Aruba.it Racing-Ducati SBK Team	Ducati Panigale R	2'01.608	2.864	0.817	5	159,266	303,4
14	40 R. RAMOS	ESP	Team Go Eleven	Kawasaki ZX-10R	2'01.812	3.068	0.204	18	158,999	300,0
15	2 L. CAMIER	GBR	MV Agusta Reparto Corse	MV Agusta F4 RR	2'02.325	3.581	0.513	16	158,332	298,3
16	45 G. VIZZIELLO	ITA	Grillini SBK Team	Kawasaki ZX-10R	2'02.439	3.695	0.114	11	158,185	293,5
17	36 L. MERCADO	ARG	BARNI Racing Team	Ducati Panigale R	2'02.647	3.903	0.208	17	157,917	303,4
18	86 A. BADOVINI	ITA	BMW Motorrad Italia SBK Team	BMW S1000 RR	2'02.932	4.188	0.285	12	157,551	303,4
19	75 G. RIZMAYER	HUN	BMW Team Toth	BMW S1000 RR	2'03.073	4.329	0.141	16	157,370	293,5
20	23 C. PONSSON	FRA	Team Pedercini	Kawasaki ZX-10R	2'03.262	4.518	0.189	17	157,129	298,3
21	10 I. TOTH	HUN	BMW Team Toth	BMW S1000 RR	2'04.302	5.558	1.040	16	155,814	299,2
22	48 A. PHILLIS	AUS	Grillini SBK Team	Kawasaki ZX-10R	2'06.589	7.845	2.287	16	152,999	288,8

AIR	Humidity:	70%	Temp:	31°C
TRACK	Condition:	Dry	Temp:	35°C

Lap Record:	2014 S.Guintoli	1'57.906	164,270	Km/h
Best Lap:	2014 D.Giugliano	1'57.033	165,490	Km/h

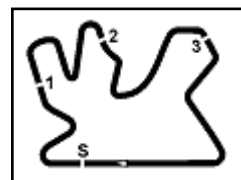
16/10/2015 Start
19:30

End
20:17

The results are provisional until the end of the time limit for protests and appeals and the completion of the technical checks.

FCR PERGGIA TIMING




Losail, 16-17-18 October 2015
Superbike - Results Free Practice 1st Session
Session Highlights

19.30.05		Start
19.36.43	Fores	Crashed - Rider OK - Turn 14
19.37.47	Fores	Entered Pits
19.39.07	Guintoli	Technical Problem - Turn 4
19.39.48	Guintoli	Entered Pits
19.48.17	Rizmayer	Entered Pits
19.50.06		Pit Stop Intervention Time: 56 sec.
19.52.24	Toth	Entered Pits
20.01.35	Rizmayer	Entered Pits
20.17.27		End Of Session

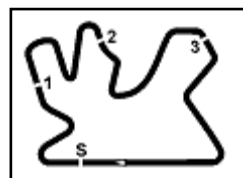
Fastest Laps Sequence

No.	Rider	Nat	Team	Bike	Local Time	Time	Gap	Avg
65	J. REA	GBR	Kawasaki Racing Team	Kawasaki ZX-10R	19:32'10.840	2'08.822		150,347
65	J. REA	GBR	Kawasaki Racing Team	Kawasaki ZX-10R	19:34'11.137	2'00.297	-8.525	161,002
65	J. REA	GBR	Kawasaki Racing Team	Kawasaki ZX-10R	19:36'11.082	1'59.945	-0.352	161,474
66	T. SYKES	GBR	Kawasaki Racing Team	Kawasaki ZX-10R	19:37'39.171	1'59.716	-0.229	161,783
65	J. REA	GBR	Kawasaki Racing Team	Kawasaki ZX-10R	19:38'10.736	1'59.654	-0.062	161,867
66	T. SYKES	GBR	Kawasaki Racing Team	Kawasaki ZX-10R	19:41'41.897	1'59.524	-0.130	162,043
65	J. REA	GBR	Kawasaki Racing Team	Kawasaki ZX-10R	19:58'04.032	1'59.249	-0.275	162,416
81	J. TORRES	ESP	Aprilia Racing Team - Red Devils	Aprilia RSV4 RF	20:12'28.329	1'59.002	-0.247	162,754
81	J. TORRES	ESP	Aprilia Racing Team - Red Devils	Aprilia RSV4 RF	20:14'27.330	1'59.001	-0.001	162,755
81	J. TORRES	ESP	Aprilia Racing Team - Red Devils	Aprilia RSV4 RF	20:16'26.074	1'58.744	-0.257	163,107

 Start
16/10/2015 19:30

 End
20:17

The results are provisional until the end of the time limit for protests and appeals and the completion of the technical checks.



Losail, 16-17-18 October 2015

Superbike - Best Sector & Speed Free Practice 1st Session

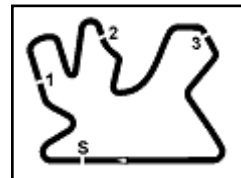
Losail 5.380 m

Best Lap		
1	81 J. TORRES	Aprilia RSV4 RF 1'58.744
2	65 J. REA	Kawasaki ZX-10R 1'59.249
3	66 T. SYKES	Kawasaki ZX-10R 1'59.524
4	60 M. VD MARK	Honda CBR1000RR SP 1'59.597
5	7 C. DAVIES	Ducati Panigale R 1'59.807
6	22 A. LOWES	Suzuki GSX-R1000 1'59.999
7	14 R. DE PUNIET	Suzuki GSX-R1000 2'00.049
8	91 L. HASLAM	Aprilia RSV4 RF 2'00.154
9	59 N. CANEPA	Ducati Panigale R 2'00.315
10	1 S. GUINTOLI	Honda CBR1000RR SP 2'00.418
11	44 D. SALOM	Kawasaki ZX-10R 2'00.536
12	15 M. BAIOTTO	Ducati Panigale R 2'00.791
13	112 X. FORES	Ducati Panigale R 2'01.608
14	40 R. RAMOS	Kawasaki ZX-10R 2'01.812
15	2 L. CAMIER	MV Austa F4 RR 2'02.325
16	45 G. VIZZIELLO	Kawasaki ZX-10R 2'02.439
17	36 L. MERCADO	Ducati Panigale R 2'02.647
18	86 A. BADOVINI	BMW S1000 RR 2'02.932
19	75 G. RIZMAYER	BMW S1000 RR 2'03.073
20	23 C. PONSSON	Kawasaki ZX-10R 2'03.262
21	10 I. TOTH	BMW S1000 RR 2'04.302
22	48 A. PHILLIS	Kawasaki ZX-10R 2'06.589

Top Speeds		
1	81 J. TORRES	Aprilia RSV4 RF 312.1
2	1 S. GUINTOLI	Honda CBR1000RR SP 308.6
3	91 L. HASLAM	Aprilia RSV4 RF 307.7
4	14 R. DE PUNIET	Suzuki GSX-R1000 307.7
5	22 A. LOWES	Suzuki GSX-R1000 306.8
6	60 M. VD MARK	Honda CBR1000RR SP 305.9
7	7 C. DAVIES	Ducati Panigale R 305.1
8	65 J. REA	Kawasaki ZX-10R 305.1
9	66 T. SYKES	Kawasaki ZX-10R 305.1
10	86 A. BADOVINI	BMW S1000 RR 303.4
11	36 L. MERCADO	Ducati Panigale R 303.4
12	112 X. FORES	Ducati Panigale R 303.4
13	59 N. CANEPA	Ducati Panigale R 300.0
14	15 M. BAIOTTO	Ducati Panigale R 300.0
15	40 R. RAMOS	Kawasaki ZX-10R 300.0
16	44 D. SALOM	Kawasaki ZX-10R 300.0
17	10 I. TOTH	BMW S1000 RR 299.2
18	2 L. CAMIER	MV Austa F4 RR 298.3
19	23 C. PONSSON	Kawasaki ZX-10R 298.3
20	45 G. VIZZIELLO	Kawasaki ZX-10R 293.5
21	75 G. RIZMAYER	BMW S1000 RR 293.5
22	48 A. PHILLIS	Kawasaki ZX-10R 288.8

Seg. 1		Seg. 2		Seg. 3		Seg. 4		Seg. 5	
1	81 J. TORRES 2.007	1	81 J. TORRES 23.783	1	66 T. SYKES 30.745	1	81 J. TORRES 29.155	1	81 J. TORRES 32.913
2	14 R. DE PUNIET 2.015	2	65 J. REA 23.812	2	81 J. TORRES 30.774	2	66 T. SYKES 29.217	2	66 T. SYKES 33.061
3	22 A. LOWES 2.026	3	60 M. VD MARK 23.950	3	60 M. VD MARK 30.783	3	65 J. REA 29.238	3	65 J. REA 33.114
4	1 S. GUINTOLI 2.027	4	66 T. SYKES 23.979	4	65 J. REA 30.920	4	60 M. VD MARK 29.287	4	14 R. DE PUNIET 33.184
5	91 L. HASLAM 2.030	5	91 L. HASLAM 24.036	5	7 C. DAVIES 30.927	5	7 C. DAVIES 29.318	5	22 A. LOWES 33.260
6	60 M. VD MARK 2.033	6	7 C. DAVIES 24.061	6	22 A. LOWES 30.994	6	22 A. LOWES 29.378	6	1 S. GUINTOLI 33.281
7	112 X. FORES 2.035	7	22 A. LOWES 24.064	7	14 R. DE PUNIET 31.029	7	91 L. HASLAM 29.428	7	60 M. VD MARK 33.299
8	7 C. DAVIES 2.047	8	15 M. BAIOTTO 24.196	8	44 D. SALOM 31.064	8	59 N. CANEPA 29.497	8	91 L. HASLAM 33.312
9	36 L. MERCADO 2.048	9	14 R. DE PUNIET 24.217	9	59 N. CANEPA 31.091	9	14 R. DE PUNIET 29.541	9	7 C. DAVIES 33.383
10	66 T. SYKES 2.048	10	44 D. SALOM 24.221	10	91 L. HASLAM 31.094	10	1 S. GUINTOLI 29.553	10	59 N. CANEPA 33.404
11	65 J. REA 2.049	11	59 N. CANEPA 24.228	11	15 M. BAIOTTO 31.119	11	44 D. SALOM 29.680	11	44 D. SALOM 33.462
12	86 A. BADOVINI 2.062	12	1 S. GUINTOLI 24.337	12	112 X. FORES 31.121	12	15 M. BAIOTTO 29.694	12	15 M. BAIOTTO 33.572
13	40 R. RAMOS 2.069	13	45 G. VIZZIELLO 24.420	13	1 S. GUINTOLI 31.206	13	112 X. FORES 29.739	13	112 X. FORES 33.614
14	15 M. BAIOTTO 2.075	14	40 R. RAMOS 24.495	14	40 R. RAMOS 31.212	14	40 R. RAMOS 29.843	14	40 R. RAMOS 33.726
15	59 N. CANEPA 2.079	15	2 L. CAMIER 24.500	15	45 G. VIZZIELLO 31.374	15	45 G. VIZZIELLO 30.005	15	86 A. BADOVINI 33.818
16	10 I. TOTH 2.085	16	112 X. FORES 24.556	16	2 L. CAMIER 31.517	16	36 L. MERCADO 30.057	16	2 L. CAMIER 33.867
17	44 D. SALOM 2.086	17	23 C. PONSSON 24.707	17	36 L. MERCADO 31.640	17	2 L. CAMIER 30.136	17	36 L. MERCADO 33.897
18	23 C. PONSSON 2.094	18	75 G. RIZMAYER 24.831	18	86 A. BADOVINI 31.722	18	86 A. BADOVINI 30.162	18	45 G. VIZZIELLO 34.138
19	2 L. CAMIER 2.095	19	36 L. MERCADO 24.840	19	75 G. RIZMAYER 31.755	19	75 G. RIZMAYER 30.176	19	23 C. PONSSON 34.165
20	75 G. RIZMAYER 2.129	20	86 A. BADOVINI 24.919	20	23 C. PONSSON 31.794	20	23 C. PONSSON 30.286	20	75 G. RIZMAYER 34.182
21	45 G. VIZZIELLO 2.142	21	10 I. TOTH 25.206	21	48 A. PHILLIS 32.232	21	10 I. TOTH 30.509	21	10 I. TOTH 34.185
22	48 A. PHILLIS 2.159	22	48 A. PHILLIS 25.613	22	10 I. TOTH 32.275	22	48 A. PHILLIS 30.827	22	48 A. PHILLIS 34.878





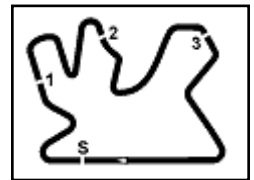
Losail, 16-17-18 October 2015

Superbike - Ideal Times Free Practice 1st Session

No.	Rider	Nat	Bike	Seg. 1	Seg. 2	Seg. 3	Seg. 4	Seg. 5	Ideal Time	Lap Time	Pos.	Diff.
1	81 J. TORRES	ESP	Aprilia RSV4 RF	2.007	23.783	30.774	29.155	32.913	1'58.632	1'58.744	1	0.112
2	66 T. SYKES	GBR	Kawasaki ZX-10R	2.048	23.979	30.745	29.217	33.061	1'59.050	1'59.524	3	0.474
3	65 J. REA	GBR	Kawasaki ZX-10R	2.049	23.812	30.920	29.238	33.114	1'59.133	1'59.249	2	0.116
4	60 M. VD MARK	NED	Honda CBR1000RR SP	2.033	23.950	30.783	29.287	33.299	1'59.352	1'59.597	4	0.245
5	22 A. LOWES	GBR	Suzuki GSX-R1000	2.026	24.064	30.994	29.378	33.260	1'59.722	1'59.999	6	0.277
6	7 C. DAVIES	GBR	Ducati Panigale R	2.047	24.061	30.927	29.318	33.383	1'59.736	1'59.807	5	0.071
7	91 L. HASLAM	GBR	Aprilia RSV4 RF	2.030	24.036	31.094	29.428	33.312	1'59.900	2'00.154	8	0.254
8	14 R. DE PUNNET	FRA	Suzuki GSX-R1000	2.015	24.217	31.029	29.541	33.184	1'59.986	2'00.049	7	0.063
9	59 N. CANEPA	ITA	Ducati Panigale R	2.079	24.228	31.091	29.497	33.404	2'00.299	2'00.315	9	0.016
10	1 S. GUINTOLI	FRA	Honda CBR1000RR SP	2.027	24.337	31.206	29.553	33.281	2'00.404	2'00.418	10	0.014
11	44 D. SALOM	ESP	Kawasaki ZX-10R	2.086	24.221	31.064	29.680	33.462	2'00.513	2'00.536	11	0.023
12	15 M. BAIOTTO	ITA	Ducati Panigale R	2.075	24.196	31.119	29.694	33.572	2'00.656	2'00.791	12	0.135
13	112 X. FORES	ESP	Ducati Panigale R	2.035	24.556	31.121	29.739	33.614	2'01.065	2'01.608	13	0.543
14	40 R. RAMOS	ESP	Kawasaki ZX-10R	2.069	24.495	31.212	29.843	33.726	2'01.345	2'01.812	14	0.467
15	45 G. VIZZIELLO	ITA	Kawasaki ZX-10R	2.142	24.420	31.374	30.005	34.138	2'02.079	2'02.439	16	0.360
16	2 L. CAMIER	GBR	MV Agusta F4 RR	2.095	24.500	31.517	30.136	33.867	2'02.115	2'02.325	15	0.210
17	36 L. MERCADO	ARG	Ducati Panigale R	2.048	24.840	31.640	30.057	33.897	2'02.482	2'02.647	17	0.165
18	86 A. BADOVINI	ITA	BMW S1000 RR	2.062	24.919	31.722	30.162	33.818	2'02.683	2'02.932	18	0.249
19	23 C. PONSSON	FRA	Kawasaki ZX-10R	2.094	24.707	31.794	30.286	34.165	2'03.046	2'03.262	20	0.216
20	75 G. RIZMAYER	HUN	BMW S1000 RR	2.129	24.831	31.755	30.176	34.182	2'03.073	2'03.073	19	0.000
21	10 I. TOTH	HUN	BMW S1000 RR	2.085	25.206	32.275	30.509	34.185	2'04.260	2'04.302	21	0.042
22	48 A. PHILLIS	AUS	Kawasaki ZX-10R	2.159	25.613	32.232	30.827	34.878	2'05.709	2'06.589	22	0.880
Overall Ideal Time				2.007	23.783	30.745	29.155	32.913	1'58.603			



7
WSBK
102/14



Losail, 16-17-18 October 2015

Superbike - Chronological Analysis Free Practice 1st Session

Losail 5.380 m

1 / 3

Table for rider 81 J. TORRES (1'58.744) showing lap times and speeds across 19 laps.

Table for rider 65 J. REA (1'59.249) showing lap times and speeds across 14 laps.

Table for rider 66 T. SYKES (1'59.524) showing lap times and speeds across 16 laps.

Table for rider 60 M. VD MARK (1'59.597) showing lap times and speeds across 16 laps.

Table for rider 7 C. DAVIES (1'59.807) showing lap times and speeds across 15 laps.

Table for rider 22 A. LOWES (1'59.999) showing lap times and speeds across 13 laps.

Table for rider 14 R. DE PUNIET (2'00.049) showing lap times and speeds across 14 laps.

Table for rider 91 L. HASLAM (2'00.154) showing lap times and speeds across 13 laps.

Table for rider 59 N. CANEPA (2'00.315) showing lap times and speeds across 8 laps.

P = Pits In/Out - C = Lap-Time Cancelled

PIRELLI PEROGIA TIRING

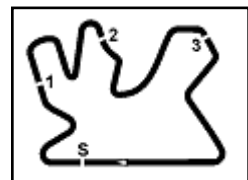


Official Tyre Supplier

Official Timekeeper



7
WSBK



Losail, 16-17-18 October 2015

102/14

Superbike - Chronological Analysis Free Practice 1st Session

Losail 5.380 m

2 / 3

Table with 8 columns: Lap, Seg. 1, Seg. 2, Seg. 3, Seg. 4, Seg. 5, Lap Time, km/h, Local Time. Rows 9-15.

10° 1 S. GUINTOLI (2'00.418) Table with 8 columns: Lap, Seg. 1, Seg. 2, Seg. 3, Seg. 4, Seg. 5, Lap Time, km/h, Local Time. Rows 1-3.

11° 44 D. SALOM (2'00.536) Table with 8 columns: Lap, Seg. 1, Seg. 2, Seg. 3, Seg. 4, Seg. 5, Lap Time, km/h, Local Time. Rows 1-15.

12° 15 M. BAIOTTO (2'00.791) Table with 8 columns: Lap, Seg. 1, Seg. 2, Seg. 3, Seg. 4, Seg. 5, Lap Time, km/h, Local Time. Rows 1-15.

13° 112 X. FORES (2'01.608) Table with 8 columns: Lap, Seg. 1, Seg. 2, Seg. 3, Seg. 4, Seg. 5, Lap Time, km/h, Local Time. Rows 1-15.

14° 40 R. RAMOS (2'01.812) Table with 8 columns: Lap, Seg. 1, Seg. 2, Seg. 3, Seg. 4, Seg. 5, Lap Time, km/h, Local Time. Rows 1-15.

15° 2 L. CAMIER (2'02.325) Table with 8 columns: Lap, Seg. 1, Seg. 2, Seg. 3, Seg. 4, Seg. 5, Lap Time, km/h, Local Time. Rows 1-16.

16° 45 G. VIZIELLO (2'02.439) Table with 8 columns: Lap, Seg. 1, Seg. 2, Seg. 3, Seg. 4, Seg. 5, Lap Time, km/h, Local Time. Rows 1-11.

17° 36 L. MERCADO (2'02.647) Table with 8 columns: Lap, Seg. 1, Seg. 2, Seg. 3, Seg. 4, Seg. 5, Lap Time, km/h, Local Time. Rows 1-17.

18° 86 A. BADOVINI (2'02.932) Table with 8 columns: Lap, Seg. 1, Seg. 2, Seg. 3, Seg. 4, Seg. 5, Lap Time, km/h, Local Time. Rows 1-12.

19° 75 G. RIZMAYER (2'03.073) Table with 8 columns: Lap, Seg. 1, Seg. 2, Seg. 3, Seg. 4, Seg. 5, Lap Time, km/h, Local Time. Rows 1-7.

P = Pits In/Out - C = Lap-Time Cancelled

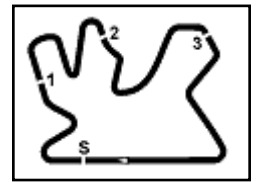
PIRELLI PERGOIA TUNING



Official Tyre Supplier



Official Timekeeper



Losail 5.380 m

3 / 3

Losail, 16-17-18 October 2015

Superbike - Chronological Analysis Free Practice 1st Session

8	5.321	28.630	38.496	32.350	35.412	2'20.209 P	147.5	19:54'18.255
9	2.177	25.324	32.545	30.557	34.763	2'05.366	287.2	19:56'23.621
10	2.161	24.984	32.237	30.474	34.627	2'04.483	289.5	19:58'28.104
11	2.166	25.584	33.047	31.138	5'40.859	7'12.794 P	288.0	20:05'40.898
12	5.682	32.373	38.188	33.339	38.555	2'28.137 P	134.8	20:08'09.035
13	2.164	25.440	35.291	34.581	46.505	2'23.981	288.8	20:10'33.016
14	2.175	25.288	31.997	30.571	34.786	2'04.817	287.2	20:12'37.833
15	2.161	25.123	31.859	30.343	34.633	2'04.119	288.8	20:14'41.952
16	2.129	24.831	31.755	30.176	34.182	2'03.073	293.5	20:16'45.025

20° 23 C. PONSSON (2'03.262)

Lap	Seg. 1	Seg. 2	Seg. 3	Seg. 4	Seg. 5	Lap Time	km/h	Local Time
								19:30'10.326
1	5.749	31.885	35.654	32.766	35.680	2'21.734 P	130.8	19:32'32.060
2	2.145	26.297	33.091	31.969	35.124	2'08.626	271.4	19:34'40.686
3	2.108	26.063	32.308	30.887	35.027	2'06.393	286.5	19:36'47.079
4	2.125	25.302	32.628	30.972	35.400	2'06.427	294.3	19:38'53.506
5	2.155	25.745	32.854	31.304	34.452	2'06.510	290.3	19:41'00.016
6	2.140	25.325	32.588	30.814	34.322	2'05.189	291.9	19:43'05.205
7	2.094	24.874	32.433	33.658	4'13.993	5'47.052 P	298.3	19:48'52.257
8	5.615	31.495	35.955	34.498	36.146	2'23.709 P	138.1	19:51'15.966
9	2.190	25.743	32.935	31.261	35.041	2'07.170	284.2	19:53'23.136
10	2.170	25.334	32.416	30.899	34.498	2'05.317	288.0	19:55'28.453
11	2.144	25.094	32.491	30.743	34.738	2'05.210	291.9	19:57'33.663
12	2.117	25.116	32.033	30.724	34.566	2'04.556	295.9	19:59'38.219
13	2.147	25.115	40.720	33.588	5'22.965	7'04.535 P	290.3	20:06'42.754
14	5.727	34.601	34.701	33.278	38.327	2'26.634 P	124.9	20:09'09.388
15	2.159	24.948	32.414	30.421	34.451	2'04.393	289.5	20:11'13.781
16	2.155	24.707	32.157	30.369	34.165	2'03.553	289.5	20:13'17.334
17	2.146	24.739	31.794	30.286	34.297	2'03.262	289.5	20:15'20.596

21° 10 I. TOTH (2'04.302)

Lap	Seg. 1	Seg. 2	Seg. 3	Seg. 4	Seg. 5	Lap Time	km/h	Local Time
								19:31'14.489
1	6.938	34.112	37.894	33.688	36.815	2'29.447 P	112.4	19:33'43.936
2	2.117	27.265	34.067	32.287	35.443	2'11.179	290.3	19:35'55.115
3	2.118	26.284	33.235	32.668	35.895	2'10.200	294.3	19:38'05.315
4	2.110	25.913	33.408	31.230	35.066	2'07.727	296.7	19:40'13.042
5	2.102	27.227	34.369	31.718	35.601	2'11.017	295.9	19:42'24.059
6	2.105	27.386	34.686	31.157	34.907	2'10.241	296.7	19:44'34.300
7	2.085	25.705	32.820	30.903	34.582	2'06.095	299.2	19:46'40.395
8	2.099	25.215	32.406	30.711	34.461	2'04.892	297.5	19:48'45.287
9	2.095	25.527	33.618	32.821	10'05.978	11'40.039 P	298.3	20:00'25.326
10	6.175	32.606	36.313	33.454	35.518	2'24.066 P	113.8	20:02'49.392
11	2.132	26.375	34.056	39.438	37.597	2'19.598	293.5	20:05'08.990
12	2.097	25.702	33.683	31.331	34.621	2'07.434	298.3	20:07'16.424
13	2.105	25.403	32.724	30.952	34.776	2'05.960	295.9	20:09'22.384
14	2.111	25.206	32.392	30.812	34.378	2'04.899	294.3	20:11'27.283
15	2.097	28.610	34.852	32.332	35.377	2'13.268	296.7	20:13'40.551
16	2.103	25.230	32.275	30.509	34.185	2'04.302	296.7	20:15'44.853

22° 48 A. PHILLIS (2'06.589)

Lap	Seg. 1	Seg. 2	Seg. 3	Seg. 4	Seg. 5	Lap Time	km/h	Local Time
								19:30'11.785
1	5.650	31.551	36.084	33.298	36.447	2'23.030 P	140.4	19:32'34.815
2	2.185	27.129	34.026	32.270	35.801	2'11.411	274.1	19:34'46.226
3	2.159	25.987	33.042	37.703	36.005	2'14.896	288.8	19:37'01.122
4	2.186	26.202	33.343	31.260	35.384	2'08.375	285.0	19:39'09.497
5	2.184	26.357	33.021	31.425	35.458	2'08.445	285.0	19:41'17.942
6	2.198	26.445	33.673	31.266	35.446	2'09.028	283.5	19:43'26.970
7	2.185	26.239	32.969	31.177	35.379	2'07.949	285.7	19:45'34.919
8	2.205	25.931	32.874	30.880	35.494	2'07.384	282.7	19:47'42.303
9	2.204	25.660	32.522	31.116	35.274	2'06.776	283.5	19:49'49.079
10	2.217	25.999	32.665	30.909	35.308	2'07.098	281.3	19:51'56.177
11	2.210	25.729	33.533	36.647	11'14.936	12'53.055 P	282.0	20:04'49.232
12	5.730	28.661	32.945	31.321	34.970	2'13.627 P	113.2	20:07'02.859
13	2.205	25.842	35.515	30.846	34.878	2'09.286	282.7	20:09'12.145
14	2.188	25.708	32.707	30.835	35.151	2'06.589	285.0	20:11'18.734
15	2.207	25.746	32.532	31.179	35.007	2'06.671	282.0	20:13'25.405
16	2.166	25.613	32.232	30.827	40.150	2'10.988	287.2	20:15'36.393

P = Pits In/Out - C = Lap-Time Cancelled

