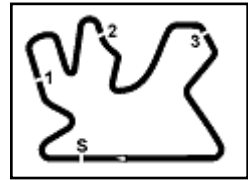


Losail, 16-17-18 October 2015

Superbike - Free Practices Combined Results

No.	Rider	Nat	Team	Bike	FP 1	FP 2	FP 3	Time	Gap	Laps
1	65 J. REA	GBR	Kawasaki Racing Team	Kawasaki ZX-10R	1'59.249	1'58.252		1'58.252		30
2	81 J. TORRES	ESP	Aprilia Racing Team - Red Devils	Aprilia RSV4 RF	1'58.744	1'58.406		1'58.406	0.154	35
3	66 T. SYKES	GBR	Kawasaki Racing Team	Kawasaki ZX-10R	1'59.524	1'58.637		1'58.637	0.385	30
4	7 C. DAVIES	GBR	Aruba.it Racing-Ducati SBK Team	Ducati Panigale R	1'59.807	1'58.656		1'58.656	0.404	30
5	60 M. VD MARK	NED	PATA Honda World Superbike Team	Honda CBR1000RR SP	1'59.597	1'58.936		1'58.936	0.684	33
6	91 L. HASLAM	GBR	Aprilia Racing Team - Red Devils	Aprilia RSV4 RF	2'00.154	1'58.993		1'58.993	0.741	29
7	112 X. FORES	ESP	Aruba.it Racing-Ducati SBK Team	Ducati Panigale R	2'01.608	1'59.039		1'59.039	0.787	19
8	14 R. DE PUNJET	FRA	VOLTCOM Crescent Suzuki	Suzuki GSX-R1000	2'00.049	1'59.170		1'59.170	0.918	29
9	22 A. LOWES	GBR	VOLTCOM Crescent Suzuki	Suzuki GSX-R1000	1'59.999	1'59.448		1'59.448	1.196	23
10	59 N. CANEPA	ITA	Althea Racing	Ducati Panigale R	2'00.315	1'59.820		1'59.820	1.568	30
11	15 M. BAIOTTO	ITA	Althea Racing	Ducati Panigale R	2'00.791	1'59.889		1'59.889	1.637	29
12	44 D. SALOM	ESP	Team Pedercini	Kawasaki ZX-10R	2'00.536	1'59.991		1'59.991	1.739	29
13	86 A. BADOVINI	ITA	BMW Motorrad Italia SBK Team	BMW S1000 RR	2'02.932	2'00.050		2'00.050	1.798	27
14	1 S. GUINTOLI	FRA	PATA Honda World Superbike Team	Honda CBR1000RR SP	2'00.418	2'00.105		2'00.105	1.853	12
15	2 L. CAMIER	GBR	MV Agusta Reparto Corse	MV Agusta F4 RR	2'02.325	2'00.186		2'00.186	1.934	30
16	36 L. MERCADO	ARG	BARNI Racing Team	Ducati Panigale R	2'02.647	2'00.974		2'00.974	2.722	33
17	40 R. RAMOS	ESP	Team Go Eleven	Kawasaki ZX-10R	2'01.812	2'01.065		2'01.065	2.813	34
18	23 C. PONSSON	FRA	Team Pedercini	Kawasaki ZX-10R	2'03.262	2'01.159		2'01.159	2.907	35
19	45 G. VIZZIELLO	ITA	Grillini SBK Team	Kawasaki ZX-10R	2'02.439	2'01.300		2'01.300	3.048	26
20	75 G. RIZMAYER	HUN	BMW Team Toth	BMW S1000 RR	2'03.073	2'02.341		2'02.341	4.089	30
21	10 I. TOTH	HUN	BMW Team Toth	BMW S1000 RR	2'04.302	2'03.851		2'03.851	5.599	31
22	48 A. PHILLIS	AUS	Grillini SBK Team	Kawasaki ZX-10R	2'06.589	2'04.662		2'04.662	6.410	27



Losail, 16-17-18 October 2015
Superbike - Results Free Practice 2nd Session

Losail 5.380 m
 1 / 2

No.	Rider	Nat	Team	Bike	Time	Gap	Rel.	Laps	Speed	
									Avg	Max
1	65 J. REA	GBR	Kawasaki Racing Team	Kawasaki ZX-10R	1'58.252			16	163,786	311,2
2	81 J. TORRES	ESP	Aprilia Racing Team - Red Devils	Aprilia RSV4 RF	1'58.406	0.154	0.154	16	163,573	316,7
3	66 T. SYKES	GBR	Kawasaki Racing Team	Kawasaki ZX-10R	1'58.637	0.385	0.231	14	163,254	310,3
4	7 C. DAVIES	GBR	Aruba.it Racing-Ducati SBK Team	Ducati Panigale R	1'58.656	0.404	0.019	15	163,228	308,6
5	60 M. VD MARK	NED	PATA Honda World Superbike Team	Honda CBR1000RR SP	1'58.936	0.684	0.280	17	162,844	311,2
6	91 L. HASLAM	GBR	Aprilia Racing Team - Red Devils	Aprilia RSV4 RF	1'58.993	0.741	0.057	16	162,766	312,1
7	112 X. FORES	ESP	Aruba.it Racing-Ducati SBK Team	Ducati Panigale R	1'59.039	0.787	0.046	14	162,703	308,6
8	14 R. DE PUNIET	FRA	VOLTCOM Crescent Suzuki	Suzuki GSX-R1000	1'59.170	0.918	0.131	15	162,524	305,1
9	22 A. LOWES	GBR	VOLTCOM Crescent Suzuki	Suzuki GSX-R1000	1'59.448	1.196	0.278	10	162,146	306,8
10	59 N. CANEPA	ITA	Althea Racing	Ducati Panigale R	1'59.820	1.568	0.372	15	161,642	307,7
11	15 M. BAIOTTO	ITA	Althea Racing	Ducati Panigale R	1'59.889	1.637	0.069	14	161,549	304,2
12	44 D. SALOM	ESP	Team Pedercini	Kawasaki ZX-10R	1'59.991	1.739	0.102	14	161,412	305,1
13	86 A. BADOVINI	ITA	BMW Motorrad Italia SBK Team	BMW S1000 RR	2'00.050	1.798	0.059	15	161,333	311,2
14	1 S. GUINTOLI	FRA	PATA Honda World Superbike Team	Honda CBR1000RR SP	2'00.105	1.853	0.055	9	161,259	305,1
15	2 L. CAMIER	GBR	MV Agusta Reparto Corse	MV Agusta F4 RR	2'00.186	1.934	0.081	14	161,150	303,4
16	36 L. MERCADO	ARG	BARNI Racing Team	Ducati Panigale R	2'00.974	2.722	0.788	16	160,101	304,2
17	40 R. RAMOS	ESP	Team Go Eleven	Kawasaki ZX-10R	2'01.065	2.813	0.091	16	159,980	300,8
18	23 C. PONSSON	FRA	Team Pedercini	Kawasaki ZX-10R	2'01.159	2.907	0.094	18	159,856	297,5
19	45 G. VIZZIELLO	ITA	Grillini SBK Team	Kawasaki ZX-10R	2'01.300	3.048	0.141	15	159,670	292,7
20	75 G. RIZMAYER	HUN	BMW Team Toth	BMW S1000 RR	2'02.341	4.089	1.041	14	158,312	300,0
21	10 I. TOTH	HUN	BMW Team Toth	BMW S1000 RR	2'03.851	5.599	1.510	15	156,381	300,8
22	48 A. PHILLIS	AUS	Grillini SBK Team	Kawasaki ZX-10R	2'04.662	6.410	0.811	11	155,364	291,1

Qualifying Lap Time (107% of 1'58.252): **2'06.531**

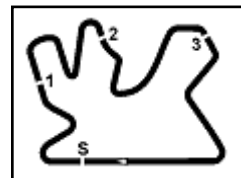
AIR	Humidity:	75%	Temp:	30°C
TRACK	Condition:	Dry	Temp:	33°C

Lap Record:	2014 S.Guintoli	1'57.906	164,270	Km/h
Best Lap:	2014 D.Giugliano	1'57.033	165,490	Km/h

16/10/2015 Start End The results are provisional until the end of the time limit for protests and appeals
 23:00 23:47 and the completion of the technical checks.

FCR PERDORA TIMING





Losail, 16-17-18 October 2015

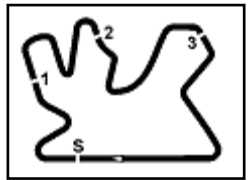
Superbike - Results Free Practice 2nd Session

Session Highlights

23.00.02		Start
23.05.05	Vizziello	On the Gravel - Re-Joined - Turn 1
23.08.45	Mercado	On the Gravel - Re-Joined - Turn 1
23.11.19	Rizmayer	Entered Pits
23.14.42	vd Mark	On the Gravel - Re-Joined - Turn 16
23.22.06	Toth	Entered Pits
23.34.08	Toth	Entered Pits
23.34.56	Rizmayer	Entered Pits
23.41.05	Fores	On the Gravel - Re-Joined - Turn 1
23.47.27		End Of Session

Fastest Laps Sequence

No.	Rider	Nat	Team	Bike	Local Time	Time	Gap	Avg
65	J. REA	GBR	Kawasaki Racing Team	Kawasaki ZX-10R	23:02'09.170	2'10.772		148,105
91	L. HASLAM	GBR	Aprilia Racing Team - Red Devils	Aprilia RSV4 RF	23:02'12.470	2'10.120	-0.652	148,847
86	A. BADOVINI	ITA	BMW Motorrad Italia SBK Team	BMW S1000 RR	23:02'13.007	2'09.652	-0.468	149,385
60	M. VD MARK	NED	PATA Honda World Superbike Team	Honda CBR1000RR SP	23:02'46.534	2'07.850	-1.802	151,490
65	J. REA	GBR	Kawasaki Racing Team	Kawasaki ZX-10R	23:04'08.300	1'59.130	-8.720	162,579
60	M. VD MARK	NED	PATA Honda World Superbike Team	Honda CBR1000RR SP	23:04'45.556	1'59.022	-0.108	162,726
65	J. REA	GBR	Kawasaki Racing Team	Kawasaki ZX-10R	23:06'07.240	1'58.940	-0.082	162,838
66	T. SYKES	GBR	Kawasaki Racing Team	Kawasaki ZX-10R	23:07'28.028	1'58.813	-0.127	163,012
66	T. SYKES	GBR	Kawasaki Racing Team	Kawasaki ZX-10R	23:11'28.516	1'58.637	-0.176	163,254
65	J. REA	GBR	Kawasaki Racing Team	Kawasaki ZX-10R	23:16'02.674	1'58.601	-0.036	163,304
81	J. TORRES	ESP	Aprilia Racing Team - Red Devils	Aprilia RSV4 RF	23:24'52.657	1'58.406	-0.195	163,573
65	J. REA	GBR	Kawasaki Racing Team	Kawasaki ZX-10R	23:38'44.131	1'58.324	-0.082	163,686
65	J. REA	GBR	Kawasaki Racing Team	Kawasaki ZX-10R	23:44'39.304	1'58.252	-0.072	163,786



Losail, 16-17-18 October 2015

Superbike - Best Sector & Speed Free Practice 2nd Session

Losail 5.380 m

Best Lap

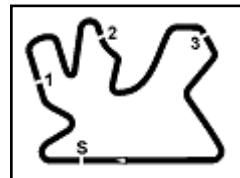
1	65 J. REA	Kawasaki ZX-10R	1'58.252
2	81 J. TORRES	Aprilia RSV4 RF	1'58.406
3	66 T. SYKES	Kawasaki ZX-10R	1'58.637
4	7 C. DAVIES	Ducati Panigale R	1'58.656
5	60 M. VD MARK	Honda CBR1000RR SP	1'58.936
6	91 L. HASLAM	Aprilia RSV4 RF	1'58.993
7	112 X. FORES	Ducati Panigale R	1'59.039
8	14 R. DE PUNNIET	Suzuki GSX-R1000	1'59.170
9	22 A. LOWES	Suzuki GSX-R1000	1'59.448
10	59 N. CANEPA	Ducati Panigale R	1'59.820
11	15 M. BAIOTTO	Ducati Panigale R	1'59.889
12	44 D. SALOM	Kawasaki ZX-10R	1'59.991
13	86 A. BADOVINI	BMW S1000 RR	2'00.050
14	1 S. GUINTOLI	Honda CBR1000RR SP	2'00.105
15	2 L. CAMIER	MV Augusta F4 RR	2'00.186
16	36 L. MERCADO	Ducati Panigale R	2'00.974
17	40 R. RAMOS	Kawasaki ZX-10R	2'01.065
18	23 C. PONSSON	Kawasaki ZX-10R	2'01.159
19	45 G. VIZZIELLO	Kawasaki ZX-10R	2'01.300
20	75 G. RIZMAYER	BMW S1000 RR	2'02.341
21	10 I. TOTH	BMW S1000 RR	2'03.851
22	48 A. PHILLIS	Kawasaki ZX-10R	2'04.662

Top Speeds

1	81 J. TORRES	Aprilia RSV4 RF	316.7
2	91 L. HASLAM	Aprilia RSV4 RF	312.1
3	86 A. BADOVINI	BMW S1000 RR	311.2
4	65 J. REA	Kawasaki ZX-10R	311.2
5	60 M. VD MARK	Honda CBR1000RR SP	311.2
6	66 T. SYKES	Kawasaki ZX-10R	310.3
7	112 X. FORES	Ducati Panigale R	308.6
8	7 C. DAVIES	Ducati Panigale R	308.6
9	59 N. CANEPA	Ducati Panigale R	307.7
10	22 A. LOWES	Suzuki GSX-R1000	306.8
11	44 D. SALOM	Kawasaki ZX-10R	305.1
12	14 R. DE PUNNIET	Suzuki GSX-R1000	305.1
13	1 S. GUINTOLI	Honda CBR1000RR SP	305.1
14	15 M. BAIOTTO	Ducati Panigale R	304.2
15	36 L. MERCADO	Ducati Panigale R	304.2
16	2 L. CAMIER	MV Augusta F4 RR	303.4
17	10 I. TOTH	BMW S1000 RR	300.8
18	40 R. RAMOS	Kawasaki ZX-10R	300.8
19	75 G. RIZMAYER	BMW S1000 RR	300.0
20	23 C. PONSSON	Kawasaki ZX-10R	297.5
21	45 G. VIZZIELLO	Kawasaki ZX-10R	292.7
22	48 A. PHILLIS	Kawasaki ZX-10R	291.1

Seg. 1		Seg. 2		Seg. 3		Seg. 4		Seg. 5			
1	81 J. TORRES	1.978	1	65 J. REA	23.682	1	65 J. REA	28.961	1	81 J. TORRES	32.745
2	60 M. VD MARK	2.001	2	81 J. TORRES	23.713	2	7 C. DAVIES	30.594	2	81 J. TORRES	32.848
3	66 T. SYKES	2.006	3	66 T. SYKES	23.761	3	81 J. TORRES	30.655	3	60 M. VD MARK	32.946
4	91 L. HASLAM	2.009	4	7 C. DAVIES	23.797	4	60 M. VD MARK	30.688	4	66 T. SYKES	32.960
5	86 A. BADOVINI	2.010	5	91 L. HASLAM	23.808	5	66 T. SYKES	30.747	5	66 T. SYKES	32.978
6	65 J. REA	2.010	6	60 M. VD MARK	23.845	6	112 X. FORES	30.760	6	91 L. HASLAM	32.997
7	112 X. FORES	2.022	7	59 N. CANEPA	23.879	7	91 L. HASLAM	30.815	7	112 X. FORES	33.007
8	7 C. DAVIES	2.028	8	22 A. LOWES	23.973	8	14 R. DE PUNNIET	30.840	8	14 R. DE PUNNIET	33.045
9	22 A. LOWES	2.031	9	14 R. DE PUNNIET	24.013	9	15 M. BAIOTTO	30.918	9	22 A. LOWES	33.127
10	59 N. CANEPA	2.040	10	2 L. CAMIER	24.025	10	44 D. SALOM	30.930	10	15 M. BAIOTTO	33.158
11	14 R. DE PUNNIET	2.043	11	44 D. SALOM	24.046	11	86 A. BADOVINI	30.936	11	59 N. CANEPA	33.191
12	15 M. BAIOTTO	2.048	12	112 X. FORES	24.080	12	22 A. LOWES	30.946	12	44 D. SALOM	33.219
13	40 R. RAMOS	2.048	13	1 S. GUINTOLI	24.085	13	2 L. CAMIER	30.956	13	86 A. BADOVINI	33.358
14	1 S. GUINTOLI	2.051	14	15 M. BAIOTTO	24.136	14	59 N. CANEPA	31.033	14	44 D. SALOM	33.364
15	44 D. SALOM	2.053	15	86 A. BADOVINI	24.144	15	1 S. GUINTOLI	31.089	15	1 S. GUINTOLI	33.367
16	36 L. MERCADO	2.053	16	36 L. MERCADO	24.306	16	45 G. VIZZIELLO	31.093	16	40 R. RAMOS	33.436
17	2 L. CAMIER	2.064	17	45 G. VIZZIELLO	24.317	17	40 R. RAMOS	31.277	17	23 C. PONSSON	33.506
18	10 I. TOTH	2.074	18	23 C. PONSSON	24.329	18	23 C. PONSSON	31.333	18	36 L. MERCADO	33.577
19	75 G. RIZMAYER	2.086	19	40 R. RAMOS	24.478	19	36 L. MERCADO	31.387	19	75 G. RIZMAYER	33.734
20	23 C. PONSSON	2.095	20	75 G. RIZMAYER	24.621	20	75 G. RIZMAYER	31.606	20	45 G. VIZZIELLO	33.810
21	48 A. PHILLIS	2.135	21	10 I. TOTH	25.055	21	48 A. PHILLIS	32.061	21	10 I. TOTH	34.107
22	45 G. VIZZIELLO	2.135	22	48 A. PHILLIS	25.298	22	10 I. TOTH	32.103	22	48 A. PHILLIS	34.329

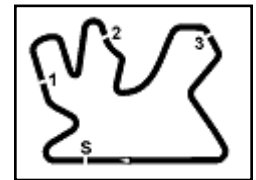




Losail, 16-17-18 October 2015

Superbike - Ideal Times Free Practice 2nd Session

No.	Rider	Nat	Bike	Seg. 1	Seg. 2	Seg. 3	Seg. 4	Seg. 5	Ideal Time	Lap Time	Pos.	Diff.
1	65 J. REA	GBR	Kawasaki ZX-10R	2.010	23.682	30.577	28.961	32.848	1'58.078	1'58.252	1	0.174
2	81 J. TORRES	ESP	Aprilia RSV4 RF	1.978	23.713	30.655	29.009	32.745	1'58.100	1'58.406	2	0.306
3	7 C. DAVIES	GBR	Ducati Panigale R	2.028	23.797	30.594	29.050	32.997	1'58.466	1'58.656	4	0.190
4	60 M. VD MARK	NED	Honda CBR1000RR SP	2.001	23.845	30.688	29.022	32.946	1'58.502	1'58.936	5	0.434
5	66 T. SYKES	GBR	Kawasaki ZX-10R	2.006	23.761	30.747	29.078	32.960	1'58.552	1'58.637	3	0.085
6	91 L. HASLAM	GBR	Aprilia RSV4 RF	2.009	23.808	30.815	29.130	33.045	1'58.807	1'58.993	6	0.186
7	112 X. FORES	ESP	Ducati Panigale R	2.022	24.080	30.760	29.170	33.007	1'59.039	1'59.039	7	0.000
8	14 R. DE PUNIET	FRA	Suzuki GSX-R1000	2.043	24.013	30.840	29.225	32.993	1'59.114	1'59.170	8	0.056
9	22 A. LOWES	GBR	Suzuki GSX-R1000	2.031	23.973	30.946	29.282	33.191	1'59.423	1'59.448	9	0.025
10	59 N. CANEPA	ITA	Ducati Panigale R	2.040	23.879	31.033	29.376	33.158	1'59.486	1'59.820	10	0.334
11	86 A. BADOVINI	ITA	BMW S1000 RR	2.010	24.144	30.936	29.438	33.127	1'59.655	2'00.050	13	0.395
12	44 D. SALOM	ESP	Kawasaki ZX-10R	2.053	24.046	30.930	29.484	33.219	1'59.732	1'59.991	12	0.259
13	15 M. BAIOTTO	ITA	Ducati Panigale R	2.048	24.136	30.918	29.347	33.364	1'59.813	1'59.889	11	0.076
14	2 L. CAMIER	GBR	MV Agusta F4 RR	2.064	24.025	30.956	29.377	33.436	1'59.858	2'00.186	15	0.328
15	1 S. GUINTOLI	FRA	Honda CBR1000RR SP	2.051	24.085	31.089	29.505	33.358	2'00.088	2'00.105	14	0.017
16	36 L. MERCADO	ARG	Ducati Panigale R	2.053	24.306	31.387	29.651	33.367	2'00.764	2'00.974	16	0.210
17	23 C. PONSSON	FRA	Kawasaki ZX-10R	2.095	24.329	31.333	29.642	33.506	2'00.905	2'01.159	18	0.254
18	40 R. RAMOS	ESP	Kawasaki ZX-10R	2.048	24.478	31.277	29.612	33.577	2'00.992	2'01.065	17	0.073
19	45 G. VIZZIELLO	ITA	Kawasaki ZX-10R	2.135	24.317	31.093	29.972	33.734	2'01.251	2'01.300	19	0.049
20	75 G. RIZMAYER	HUN	BMW S1000 RR	2.086	24.621	31.606	29.702	33.810	2'01.825	2'02.341	20	0.516
21	10 I. TOTH	HUN	BMW S1000 RR	2.074	25.055	32.103	30.469	34.107	2'03.808	2'03.851	21	0.043
22	48 A. PHILLIS	AUS	Kawasaki ZX-10R	2.135	25.298	32.061	30.379	34.329	2'04.202	2'04.662	22	0.460
Overall Ideal Time				1.978	23.682	30.577	28.961	32.745	1'57.943			



Losail, 16-17-18 October 2015

Superbike - Chronological Analysis Free Practice 2nd Session

Losail 5.380 m

1° 65 J. REA (1'58.252)								
Lap	Seg. 1	Seg. 2	Seg. 3	Seg. 4	Seg. 5	Lap Time	km/h	Local Time
1	8.136	27.561	32.072	29.794	33.209	2'10.772 P	155.8	22:59'58.390
2	2.053	23.970	30.896	29.165	33.046	1'59.130	305.1	23:04'08.300
3	2.049	23.785	30.919	29.180	33.007	1'58.940	305.1	23:06'07.240
4	2.050	23.794	30.866	29.186	33.041	1'58.937	305.1	23:08'06.177
5	2.045	24.297	31.149	29.234	33.094	1'59.819	305.9	23:10'05.996
6	2.049	23.778	30.928	29.194	33.082	1'59.031	305.1	23:12'05.027
7	2.050	23.816	30.828	29.185	33.167	1'59.046	305.1	23:14'04.073
8	2.054	23.752	30.804	29.098	32.893	1'58.601	304.2	23:16'02.674
9	2.046	23.814	30.707	29.304	32.929	1'58.800	305.1	23:18'01.474
10	2.049	23.748	30.735	34.643	15'05.851	16'37.026 P	305.1	23:34'38.500
11	5.622	27.423	31.581	29.756	32.925	2'07.307 P	145.2	23:36'45.807
12	2.041	23.718	30.577	28.961	33.027	1'58.324	305.9	23:38'44.131
13	2.010	23.802	30.599	29.101	32.997	1'58.509	311.2	23:40'42.640
14	2.014	23.855	30.641	29.041	32.861	1'58.412	311.2	23:42'41.052
15	2.036	23.688	30.655	29.025	32.848	1'58.252	308.6	23:44'39.304
16	2.021	23.682	30.765	29.049	33.262	1'58.779	309.5	23:46'38.083

2° 81 J. TORRES (1'58.406)								
Lap	Seg. 1	Seg. 2	Seg. 3	Seg. 4	Seg. 5	Lap Time	km/h	Local Time
1	6.753	29.604	33.984	30.524	33.715	2'14.580 P	123.7	23:00'05.716
2	1.978	24.510	31.370	29.813	33.738	2'01.409	316.7	23:02'20.296
3	1.997	23.955	31.190	29.429	33.069	1'59.640	313.0	23:04'21.705
4	2.008	23.909	31.003	29.436	33.102	1'59.458	311.2	23:06'21.345
5	2.014	23.948	31.165	29.319	33.177	1'59.623	310.3	23:08'20.803
6	2.018	23.840	32.691	33.387	8'49.075	10'21.011 P	309.5	23:10'20.426
7	7.139	30.185	32.638	29.723	33.129	2'12.814 P	108.2	23:20'41.437
8	2.020	23.860	30.725	29.056	32.745	1'58.406	309.5	23:22'54.251
9	2.015	23.713	30.790	29.215	32.844	1'58.577	310.3	23:24'52.657
10	2.016	23.770	30.686	29.158	33.039	1'58.669	310.3	23:26'51.234
11	2.019	23.731	30.769	29.094	32.989	1'58.602	310.3	23:28'49.903
12	2.021	25.013	32.613	30.861	6'05.222	7'35.730 P	309.5	23:30'48.505
13	5.515	27.346	31.870	29.491	33.033	2'07.255 P	138.6	23:38'24.235
14	2.015	23.813	30.740	29.009	32.858	1'58.435	310.3	23:40'31.490
15	2.011	23.797	30.655	29.099	33.038	1'58.600	311.2	23:42'29.925
16	2.018	23.765	30.835	29.114	33.123	1'58.855	309.5	23:44'28.525

3° 66 T. SYKES (1'58.637)								
Lap	Seg. 1	Seg. 2	Seg. 3	Seg. 4	Seg. 5	Lap Time	km/h	Local Time
1	6.911	31.521	33.834	30.772	34.781	2'17.819 P	93.7	23:01'11.924
2	2.046	24.121	30.927	29.157	33.221	1'59.472	305.9	23:03'29.743
3	2.041	23.943	30.791	29.078	32.960	1'58.813	305.9	23:05'29.215
4	2.006	24.467	31.742	29.958	33.678	2'01.851	310.3	23:07'28.028
5	2.043	23.794	30.747	29.078	32.975	1'58.637	305.9	23:09'29.879
6	2.042	24.125	31.300	30.008	5'47.626	7'15.101 P	305.9	23:11'28.516
7	5.230	27.263	40.728	33.000	33.422	2'19.643 P	160.7	23:18'43.617
8	2.052	23.909	30.876	29.213	33.130	1'59.180	305.1	23:21'03.260
9	2.035	23.789	30.869	29.187	33.051	1'58.931	307.7	23:23'02.440
10	2.033	24.593	31.908	29.879	10'49.732	12'18.145 P	307.7	23:25'01.371
11	5.701	26.745	33.231	30.011	33.612	2'09.300 P	154.5	23:37'19.516
12	2.048	23.761	30.790	29.340	33.222	1'59.161	305.1	23:39'28.816
13	2.042	23.895	30.869	29.184	33.185	1'59.175	305.9	23:41'27.977
14	2.045	24.237	31.436	30.311	33.694	2'01.723	305.9	23:43'27.152

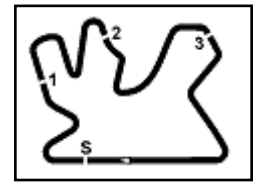
4° 7 C. DAVIES (1'58.656)								
Lap	Seg. 1	Seg. 2	Seg. 3	Seg. 4	Seg. 5	Lap Time	km/h	Local Time
1	4.972	27.783	31.940	30.902	37.939	2'13.536 P	165.6	23:00'35.225
2	2.040	23.969	30.806	29.990	33.219	2'00.024	306.8	23:02'48.761
3	2.034	24.070	31.119	29.275	33.329	1'59.827	307.7	23:04'48.785
4	2.039	24.052	30.948	29.171	33.344	1'59.554	306.8	23:06'48.612
5	2.039	24.705	35.237	30.862	9'06.940	10'39.783 P	306.8	23:08'48.166
6	5.388	28.000	32.991	30.525	39.965	2'16.869 P	136.9	23:12'27.949
7	2.054	24.039	31.159	29.739	33.278	2'00.269	305.1	23:19'27.949
8	2.038	24.234	31.076	29.432	5'19.207	6'45.987 P	306.8	23:21'44.818
9	5.205	27.210	32.633	31.415	34.304	2'10.767 P	155.6	23:23'45.087
10	2.059	23.879	30.760	29.211	33.083	1'58.992	303.4	23:30'31.074
11	2.056	23.832	30.594	29.050	33.409	1'58.941	304.2	23:32'41.841
12	2.052	23.797	30.672	29.138	32.997	1'58.656	305.1	23:34'40.833
13	2.036	23.971	31.022	36.108	42.745	2'15.882	307.7	23:36'39.774
14	2.033	24.169	30.956	36.512	34.042	2'07.712	307.7	23:38'38.430
15	2.043	23.928	30.857	29.051	33.193	1'59.072	305.9	23:40'54.312

5° 60 M. VD MARK (1'58.936)								
Lap	Seg. 1	Seg. 2	Seg. 3	Seg. 4	Seg. 5	Lap Time	km/h	Local Time
1	5.187	27.499	31.821	29.810	33.533	2'07.850 P	164.1	23:00'38.684
2	2.058	23.958	30.796	29.101	33.109	1'59.022	303.4	23:02'46.534

3	2.051	24.018	30.945	29.156	33.225	1'59.395	303.4	23:06'44.951
4	2.044	24.173	30.688	29.024	33.073	1'59.002	305.1	23:08'43.953
5	2.014	24.027	30.932	29.139	33.040	1'59.152	310.3	23:10'43.105
6	2.029	23.944	30.984	29.121	33.033	1'59.111	306.8	23:12'42.216
7	2.047	23.870	30.800	29.110	8'06.586	9'32.413 P	305.1	23:14'24.629
8	5.475	28.936	31.647	29.737	33.516	2'09.311 P	135.0	23:24'23.940
9	2.058	24.152	30.871	29.335	33.203	1'59.619	303.4	23:26'23.559
10	2.042	23.944	30.938	29.442	33.168	1'59.534	305.1	23:28'23.093
11	2.055	24.165	30.922	29.358	33.365	1'59.865	303.4	23:30'22.958
12	2.058	25.875	32.064	30.339	4'31.777	6'02.113 P	303.4	23:32'25.071
13	5.225	28.893	32.120	38.108	34.350	2'18.696 P	150.0	23:38'43.767
14	2.078	28.320	30.799	29.032	32.946	2'03.175	300.0	23:40'46.942
15	2.001	24.022	30.717	29.022	33.174	1'58.936	311.2	23:42'45.878
16	2.040	23.860	30.953	30.845	33.438	2'01.136	306.8	23:44'47.014
17	2.050	23.845	30.986	29.130	33.142	1'59.153	304.2	23:46'46.167

6° 91 L. HASLAM (1'58.993)								
Lap	Seg. 1	Seg. 2	Seg. 3	Seg. 4	Seg. 5	Lap Time	km/h	Local Time
1	5.474	28.328	32.478	29.926	33.914	2'10.120 P	157.9	23:00'02.350
2	2.022	24.305	31.350	29.405	33.759	2'00.841	309.5	23:02'12.470
3	2.036	24.311	31.384	29.553	33.393	2'00.677	306.8	23:04'13.311
4	2.037	26.598	33.166	32.547	33.638	2'07.986	306.8	23:06'13.988
5	2.025	24.346	31.352	29.568	33.404	2'00.695	308.6	23:08'21.974
6	2.035	25.114	32.563	30.446	5'26.542	6'56.700 P	307.7	23:10'22.669
7	6.485	29.922	33.747	31.283	34.176	2'15.613 P	121.3	23:17'19.367
8	2.033	23.971	31.810	33.153	36.841	2'07.808	306.8	23:19'34.982
9	2.030	24.090	31.014	29.401	33.116	1'59.651	306.8	23:21'42.790
10	2.025	24.029	30.966	30.038	6'43.722	8'10.780 P	308.6	23:23'42.441
11	5.944	31.825	34.085	32.677	35.573	2'20.104 P	132.2	23:31'53.221
12	2.040	24.081	33.539	32.824	34.158	2'06.642	306.8	23:33'19.967
13	2.036	24.136	31.301	31.419	2'59.161	4'28.053 P	306.8	23:36'19.967
14	5.239	28.691	31.608	30.479	33.673	2'09.650 P	154.9	23:40'48.020
15	2.018	23.877	30.815	29.130	33.669	1'59.509	309.5	23:42'57.219
16	2.009	23.808	30.869	29.262	33.045	1'58.993	312.1	23:44'57.219

7° 112 X. FORES (1'59.039)								
Lap	Seg. 1	Seg. 2	Seg. 3	Seg. 4	Seg. 5	Lap Time	km/h	Local Time
1	6.553	29.709	33.938	30.657	34.017	2'14.874 P	115.5	23:00'06.192
2	2.032	25.094	31.504	29.904	33.471	2'02.005	306.8	23:02'21.066
3	2.028	24.420	31.469	29.551	33.484	2'00.952	307.7	23:04'23.071
4	2.045	24.529	31.927	29.980	34.768	2'09.249	304.2	23:06'33.272
5	2.059	24.367	31.656	29.873	8'09.193	9'37.148 P	303.4	23:08'33.420
6	6.588	30.011	31.859	29.739	33.311	2'11.508 P	100.7	23:10'22.928
7	2.059	24.175	30.850	29.286	33.057	1'59.427	302.5	23:12'11.355
8	2.055	24.436	31.139	29.499	33.268	2'		



Losail, 16-17-18 October 2015

Superbike - Chronological Analysis Free Practice 2nd Session

Losail 5.380 m

2 / 3

9	2.051	32.600	33.703	32.452	11'56.997	13'37.803 P	304.2	23:38'58.665
10	8.886	29.366	31.535	29.704	33.556	2'13.047 P	89.9	23:41'11.712

10° 59 N. CANEPA (1'59.820)

Lap	Seg. 1	Seg. 2	Seg. 3	Seg. 4	Seg. 5	Lap Time	km/h	Local Time
1	4.711	28.439	32.473	30.581	34.761	2'10.965 P	165.1	23:00'04.154
2	2.065	24.624	31.575	29.948	33.741	2'01.953	302.5	23:02'15.119
3	2.092	26.987	33.148	29.869	35.871	2'07.967	298.3	23:06'25.039
4	2.040	24.530	31.619	29.825	33.632	2'01.646	307.7	23:08'26.685
5	2.067	26.344	31.854	30.115	8'44.230	10'14.610 P	301.7	23:18'41.295
6	5.825	27.737	35.411	30.113	33.786	2'12.872 P	120.5	23:20'54.167
7	2.099	24.762	31.582	29.707	33.781	2'01.931	297.5	23:22'56.098
8	2.088	26.299	31.398	29.817	7'46.540	9'16.142 P	298.3	23:32'12.240
9	6.456	36.768	40.174	32.489	33.709	2'29.596 P	107.4	23:34'41.836
10	2.064	24.638	32.982	31.620	33.158	2'04.462	302.5	23:36'46.298
11	2.051	23.879	31.033	30.440	33.244	2'00.647	304.2	23:38'46.945
12	2.069	23.928	31.103	29.396	33.324	1'59.820	301.7	23:40'46.765
13	2.072	26.684	34.968	33.965	33.690	2'11.379	300.8	23:42'58.144
14	2.059	24.007	31.144	29.376	33.401	1'59.987	303.4	23:44'58.131
15	2.067	23.892	31.104	29.388	33.373	1'59.824	302.5	23:46'57.955

11° 15 M. BAIOTTO (1'59.889)

Lap	Seg. 1	Seg. 2	Seg. 3	Seg. 4	Seg. 5	Lap Time	km/h	Local Time
1	5.133	29.217	33.588	32.842	35.944	2'16.724 P	153.8	23:00'07.276
2	2.048	24.754	32.042	30.535	34.174	2'03.553	304.2	23:02'24.000
3	2.058	24.967	31.875	34.445	15'39.040	15'32.385 P	303.4	23:19'59.938
4	5.558	29.307	33.252	30.351	34.485	2'12.953 P	153.2	23:22'12.891
5	2.094	24.462	31.577	29.744	33.846	2'01.723	297.5	23:24'14.614
6	2.096	24.304	31.297	29.878	33.722	2'01.297	295.9	23:26'15.911
7	2.092	24.252	31.148	29.513	33.619	2'00.624	297.5	23:28'16.535
8	2.094	24.153	31.258	36.396	3'03.025	4'36.926 P	297.5	23:32'53.461
9	5.446	30.311	35.118	33.776	34.999	2'19.650 P	144.0	23:35'13.111
10	2.097	24.163	30.918	29.347	33.364	1'59.889	296.7	23:37'13.000
11	2.087	27.766	36.171	34.431	35.569	2'16.024	299.2	23:39'29.024
12	2.057	24.136	31.116	29.924	1'21.461	2'48.694 P	303.4	23:42'17.718
13	5.178	26.150	32.463	31.896	35.495	2'11.182 P	159.8	23:44'28.900
14	2.071	24.160	31.029	29.361	33.460	2'00.081	301.7	23:46'28.981

12° 44 D. SALOM (1'59.991)

Lap	Seg. 1	Seg. 2	Seg. 3	Seg. 4	Seg. 5	Lap Time	km/h	Local Time
1	5.765	29.397	33.552	31.292	36.135	2'16.141 P	142.9	23:01'04.155
2	2.113	24.816	32.004	30.414	34.305	2'03.652	296.7	23:03'20.296
3	2.101	24.629	31.774	30.065	33.640	2'02.209	297.5	23:07'26.157
4	2.083	24.437	31.525	29.990	36.087	2'04.122	300.8	23:09'30.279
5	2.053	24.156	31.137	29.703	33.463	2'00.512	305.1	23:11'30.791
6	2.072	25.050	35.059	31.218	10'36.203	12'09.602 P	301.7	23:23'40.393
7	5.910	31.302	33.719	30.382	33.525	2'14.838 P	137.6	23:25'55.231
8	2.075	24.046	30.974	29.484	33.718	2'00.297	301.7	23:27'55.528
9	2.084	24.207	30.949	29.721	33.275	2'00.236	300.0	23:29'55.764
10	2.078	24.222	30.930	29.542	33.219	1'59.991	300.8	23:31'55.755
11	2.079	24.151	31.003	29.827	33.366	2'00.426	300.8	23:33'56.181
12	2.087	26.747	32.967	31.394	6'56.689	8'29.884 P	300.0	23:42'26.065
13	5.540	28.492	33.555	30.111	33.716	2'11.414 P	138.6	23:44'37.479
14	2.064	24.224	31.166	29.726	33.663	2'00.843	303.4	23:46'38.322

13° 86 A. BADOVINI (2'00.050)

Lap	Seg. 1	Seg. 2	Seg. 3	Seg. 4	Seg. 5	Lap Time	km/h	Local Time
1	4.823	28.483	32.628	30.100	33.618	2'09.652 P	162.2	23:00'03.355
2	2.025	33.911	31.852	30.006	33.169	2'10.963	308.6	23:02'23.970
3	2.010	24.336	31.284	29.469	33.451	2'00.550	311.2	23:06'24.520
4	2.020	24.367	31.618	29.796	33.603	2'01.404	309.5	23:08'25.924
5	2.094	27.348	31.958	29.997	7'57.424	9'28.821 P	285.7	23:17'54.745
6	6.605	32.871	34.774	31.671	34.594	2'20.515 P	110.3	23:20'15.260
7	2.066	24.472	31.168	29.465	33.388	2'00.559	301.7	23:22'15.819
8	2.060	24.475	30.936	29.503	33.220	2'00.194	303.4	23:24'16.013
9	2.049	24.215	31.077	29.655	33.127	2'00.123	305.1	23:26'16.136
10	2.036	26.468	33.187	33.784	8'02.983	9'38.458 P	299.2	23:35'54.594
11	6.168	36.984	40.205	31.383	34.856	2'29.596 P	105.5	23:40'24.190
12	2.073	29.578	34.020	29.652	33.207	2'08.530	301.7	23:43'32.720
13	2.045	24.144	31.111	35.157	36.328	2'08.785	305.9	23:42'41.505
14	2.046	32.430	33.253	31.775	34.495	2'13.999	305.9	23:44'55.504
15	2.018	24.211	31.117	29.438	33.266	2'00.050	308.6	23:46'55.554

14° 1 S. GUINTOLI (2'00.105)

Lap	Seg. 1	Seg. 2	Seg. 3	Seg. 4	Seg. 5	Lap Time	km/h	Local Time
1	5.633	29.700	34.161	31.253	34.191	2'14.938 P	147.1	23:00'17.348
2	2.066	24.433	31.823	29.964	33.621	2'01.907	302.5	23:02'32.286
3	2.051	24.336	31.663	29.999	34.407	2'02.456	305.1	23:06'36.649

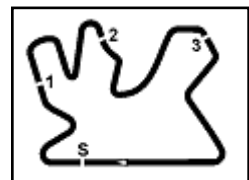
4	2.063	24.446	31.551	29.981	33.646	2'01.687	302.5	23:08'38.336
5	2.055	24.466	31.541	29.965	34.447	2'02.474	303.4	23:10'40.810
6	2.090	24.920	37.695	32.426	12'35.096	14'12.227 P	299.2	23:24'53.037
7	6.036	32.085	33.650	30.484	34.160	2'16.415 P	123.9	23:27'09.452
8	2.077	24.269	31.337	29.642	33.823	2'01.148	300.8	23:29'10.600
9	2.067	24.085	31.089	29.506	33.358	2'00.105	301.7	23:31'10.705

15° 2 L. CAMIER (2'00.186)

Lap	Seg. 1	Seg. 2	Seg. 3	Seg. 4	Seg. 5	Lap Time	km/h	Local Time
1	5.596	31.090	34.177	30.467	34.315	2'15.645 P	137.1	23:00'08.046
2	2.088	25.203	32.049	30.676	35.170	2'05.186	300.0	23:04'28.877
3	2.088	32.152	31.390	29.731	33.947	2'09.308	300.0	23:06'38.185
4	2.090	24.948	33.103	31.244	33.898	2'05.283	299.2	23:08'43.468
5	2.064	24.253	31.456	29.682	33.436	2'00.891	303.4	23:10'44.359
6	2.093	24.082	31.365	36.593	10'42.279	12'16.412 P	297.5	23:23'00.771
7	6.896	31.577	33.260	30.472	38.732	2'20.937 P	103.5	23:25'21.708
8	2.100	24.293	32.770	29.990	33.972	2'03.125	298.3	23:27'24.833
9	2.108	24.122	34.107	30.440	33.609	2'04.386	296.7	23:29'29.219
10	2.114	24.160	30.983	29.377	33.691	2'00.325	295.9	23:31'29.544
11	2.116	24.025	31.167	29.999	7'28.156	8'55.463 P	295.1	23:40'25.007
12	6.381	33.351	40.473	30.912	34.150	2'25.267 P	116.1	23:42'50.274
13	2.115	25.908	31.319	29.809	33.967	2'03.118	295.9	23:44'53.392
14	2.108	24.171	30.956	29.513	33.438	2'00.186	296.7	23:46'53.578

16° 36 L. MERCADO (2'00.974)

Lap	Seg. 1	Seg. 2	Seg. 3	Seg. 4	Seg. 5	Lap Time	km/h	Local Time
1	7.236	30.226	33.707	31.012	35.558	2'17.739 P	147.7	23:00'00.677
2	2.062	25.045	31.902	30.461	33.948	2'03.418	303.4	23:04'21.834
3	2.061	24.634	31.650	29.960	33.667	2'01.972	303.4	23:06'23.806
4	2.066	24.563	31.615	29.929	33.825	2'01.998	302.5	23:08'25.804
5	2.065	30.843	33.368	29.893	33.760	2'09.929	303.4	23:10'35.733
6	2.076	24.702	31.842	29.872	33.812	2'02		



Losail, 16-17-18 October 2015

Superbike - Chronological Analysis Free Practice 2nd Session

Losail 5.380 m

17	2.111	24.329	31.333	29.642	33.744	2'01.159	295.9	23:44'55.492
18	2.095	24.452	31.484	30.149	33.506	2'01.686	294.3	23:46'57.178

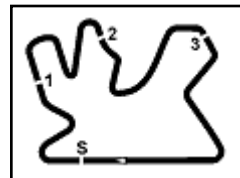
19° 45 G. VIZZIELLO (2'01.300)								
Lap	Seg. 1	Seg. 2	Seg. 3	Seg. 4	Seg. 5	Lap Time	km/h	Local Time
1	12.273	28.402	33.241	30.796	34.675	2'19.387 P	142.5	22:59'55.486
2	2.160	25.166	31.704	30.486	34.554	2'04.070	288.0	23:02'14.873
3	2.161	52.024	38.853	38.126	1'59.225	4'10.389 P	289.5	23:04'18.943
4	5.672	28.765	34.147	33.434	34.445	2'16.463 P	142.3	23:08'29.332
5	2.149	24.902	31.842	30.938	4'16.881	5'46.712 P	289.5	23:10'45.795
6	6.743	32.534	38.507	48.614	35.595	2'41.993 P	106.8	23:16'32.507
7	2.162	27.492	33.595	30.724	34.085	2'08.058	286.5	23:19'14.500
8	2.154	24.936	31.392	30.045	34.327	2'02.854	291.1	23:21'22.558
9	2.168	30.117	35.293	30.366	34.150	2'12.094	288.0	23:23'25.412
10	2.154	26.883	38.024	35.505	7'49.914	9'32.480 P	290.3	23:25'37.506
11	7.386	33.262	41.189	1'12.265	42.029	3'16.131 P	102.5	23:35'09.986
12	2.168	29.499	33.021	30.408	33.759	2'08.855	285.7	23:38'26.117
13	2.135	24.317	31.093	30.021	33.734	2'01.300	291.1	23:40'34.972
14	2.138	24.431	41.197	38.646	36.524	2'22.936	292.7	23:42'36.272
15	2.136	24.698	31.431	29.972	34.059	2'02.296	291.9	23:44'59.208
								23:47'01.504

20° 75 G. RIZMAYER (2'02.341)								
Lap	Seg. 1	Seg. 2	Seg. 3	Seg. 4	Seg. 5	Lap Time	km/h	Local Time
1	8.700	30.673	34.580	31.121	35.419	2'20.493 P	147.3	22:59'58.581
2	2.111	24.861	31.889	30.165	34.278	2'03.304	295.9	23:02'19.074
3	2.104	24.640	31.634	29.978	34.107	2'02.463	297.5	23:04'22.378
4	2.086	24.853	31.890	29.702	33.810	2'02.341	300.0	23:06'24.841
5	2.096	26.384	32.186	30.146	11'18.770	12'49.582 P	300.0	23:08'27.182
6	6.225	31.657	36.512	31.153	35.088	2'20.635 P	133.5	23:21'16.764
7	2.152	24.935	31.718	30.254	34.405	2'03.464	290.3	23:23'37.399
8	2.138	25.733	37.417	33.015	37.072	2'15.375	291.9	23:25'40.863
9	2.138	26.389	32.003	30.191	34.148	2'04.869	292.7	23:27'56.238
10	2.132	24.621	31.606	29.955	34.213	2'02.527	292.7	23:30'01.107
11	2.139	25.859	33.129	30.592	5'16.755	6'48.474 P	291.9	23:32'03.634
12	6.675	33.328	39.716	39.778	40.100	2'39.597 P	122.0	23:38'52.108
13	2.144	25.383	32.109	34.498	34.603	2'08.737	291.9	23:41'31.705
14	2.149	24.788	31.808	29.972	34.151	2'02.868	291.1	23:43'40.442
								23:45'43.310

21° 10 I. TOTH (2'03.851)								
Lap	Seg. 1	Seg. 2	Seg. 3	Seg. 4	Seg. 5	Lap Time	km/h	Local Time
1	5.887	31.588	40.718	33.250	36.608	2'28.051 P	129.2	23:00'08.819
2	2.079	26.397	33.225	31.285	36.347	2'09.333	300.8	23:02'36.870
3	2.074	25.813	33.333	31.810	34.768	2'07.798	300.0	23:04'46.203
4	2.082	25.372	32.739	30.888	34.451	2'05.532	300.0	23:06'54.001
5	2.091	25.115	32.581	30.673	34.454	2'04.914	298.3	23:08'59.533
6	2.084	27.118	40.809	41.749	35.381	2'27.141	300.0	23:11'04.447
7	2.097	25.297	32.345	30.469	34.316	2'04.524	297.5	23:13'31.588
8	2.096	26.975	33.752	31.451	7'44.489	9'18.763 P	297.5	23:15'36.112
9	6.187	31.949	34.639	31.448	34.838	2'19.061 P	117.8	23:24'54.875
10	2.093	25.142	32.821	30.826	34.387	2'05.269	298.3	23:27'13.936
11	2.090	25.323	32.103	30.493	34.228	2'04.237	299.2	23:29'19.205
12	2.091	25.158	36.236	31.105	5'47.969	7'22.559 P	298.3	23:31'23.442
13	6.717	33.643	37.184	31.805	37.285	2'26.634 P	108.9	23:38'46.001
14	2.082	25.233	32.440	30.551	34.236	2'04.542	296.7	23:41'12.635
15	2.091	25.055	32.116	30.482	34.107	2'03.851	297.5	23:43'17.177
								23:45'21.028

22° 48 A. PHILLIS (2'04.662)								
Lap	Seg. 1	Seg. 2	Seg. 3	Seg. 4	Seg. 5	Lap Time	km/h	Local Time
1	5.551	30.577	34.436	31.699	35.226	2'17.489 P	154.7	23:00'02.326
2	2.149	26.126	32.604	31.326	34.949	2'07.154	290.3	23:02'19.815
3	2.147	29.050	32.588	31.066	35.517	2'10.368	290.3	23:04'26.969
4	2.135	25.606	32.746	30.531	35.020	2'06.038	291.1	23:06'37.337
5	2.164	31.022	33.130	30.965	35.317	2'12.598	288.0	23:08'43.375
6	2.181	25.312	32.061	30.614	34.634	2'04.802	285.7	23:10'55.973
7	2.183	25.553	37.954	31.281	19'38.270	21'15.241 P	285.7	23:13'00.775
8	5.809	29.712	33.194	31.065	35.155	2'14.935 P	119.9	23:34'16.016
9	2.188	25.779	32.258	30.721	34.660	2'05.606	285.0	23:36'30.951
10	2.177	25.578	32.218	30.651	34.586	2'05.210	286.5	23:38'36.557
11	2.170	25.298	32.486	30.379	34.329	2'04.662	286.5	23:40'41.767
								23:42'46.429

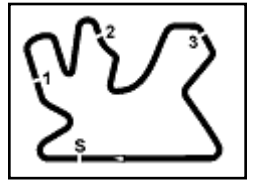
P = Pits In/Out - C = Lap-Time Cancelled



Losail, 16-17-18 October 2015

Superbike - Best Laps & Speeds

No.	Rider		Best Lap	FP1		FP2	
	Nat	Bike		laps	speed	laps	speed
1	65	REA Jonathan	1'58.252	1'59.249	1'58.252		
	GBR	Kawasaki ZX-10R	30 311	14 305	16 311		
2	81	TORRES Jordi	1'58.406	1'58.744	1'58.406		
	ESP	Aprilia RSV4 RF	35 317	19 312	16 317		
3	66	SYKES Tom	1'58.637	1'59.524	1'58.637		
	GBR	Kawasaki ZX-10R	30 310	16 305	14 310		
4	7	DAVIES Chaz	1'58.656	1'59.807	1'58.656		
	GBR	Ducati Panigale R	30 309	15 305	15 309		
5	60	VD MARK Michael	1'58.936	1'59.597	1'58.936		
	NED	Honda CBR1000RR SP	33 311	16 306	17 311		
6	91	HASLAM Leon	1'58.993	2'00.154	1'58.993		
	GBR	Aprilia RSV4 RF	29 312	13 308	16 312		
7	112	FORES Xavi	1'59.039	2'01.608	1'59.039		
	ESP	Ducati Panigale R	19 309	5 303	14 309		
8	14	DE PUNIET Randy	1'59.170	2'00.049	1'59.170		
	FRA	Suzuki GSX-R1000	29 308	14 308	15 305		
9	22	LOWES Alex	1'59.448	1'59.999	1'59.448		
	GBR	Suzuki GSX-R1000	23 307	13 307	10 307		
10	59	CANEPA Niccolò	1'59.820	2'00.315	1'59.820		
	ITA	Ducati Panigale R	30 308	15 300	15 308		
11	15	BAIOCCO Matteo	1'59.889	2'00.791	1'59.889		
	ITA	Ducati Panigale R	29 304	15 300	14 304		
12	44	SALOM David	1'59.991	2'00.536	1'59.991		
	ESP	Kawasaki ZX-10R	29 305	15 300	14 305		
13	86	BADOVINI Ayrtton	2'00.050	2'02.932	2'00.050		
	ITA	BMW S1000 RR	27 311	12 303	15 311		
14	1	GUINTOLI Sylvain	2'00.105	2'00.418	2'00.105		
	FRA	Honda CBR1000RR SP	12 309	3 309	9 305		
15	2	CAMIER Leon	2'00.186	2'02.325	2'00.186		
	GBR	MV Agusta F4 RR	30 303	16 298	14 303		
16	36	MERCADO Leandro	2'00.974	2'02.647	2'00.974		
	ARG	Ducati Panigale R	33 304	17 303	16 304		
17	40	RAMOS Román	2'01.065	2'01.812	2'01.065		
	ESP	Kawasaki ZX-10R	34 301	18 300	16 301		
18	23	PONSSON Christophe	2'01.159	2'03.262	2'01.159		
	FRA	Kawasaki ZX-10R	35 298	17 298	18 298		
19	45	VIZZIELLO Gianluca	2'01.300	2'02.439	2'01.300		
	ITA	Kawasaki ZX-10R	26 293	11 293	15 293		
20	75	RIZMAYER Gábor	2'02.341	2'03.073	2'02.341		
	HUN	BMW S1000 RR	30 300	16 293	14 300		
21	10	TOTH Imre	2'03.851	2'04.302	2'03.851		
	HUN	BMW S1000 RR	31 301	16 299	15 301		



Losail 5.380 m

Losail, 16-17-18 October 2015
Superbike - Best Laps & Speeds

No.	Rider		Best Lap		FP1		FP2	
	Nat	Bike	laps	speed	laps	speed	laps	speed
22	48	PHILLIS Alex	2'04.662		2'06.589		2'04.662	
	AUS	Kawasaki ZX-10R	27	291	16	289	11	291