
Losail, 16-17-18 October 2015
Superbike - Results Free Practice 4th Session

Losail 5.380 m

1 / 2

No.	Rider	Nat	Team	Bike	Time	Gap	Rel.	Laps	Speed	
									Avg	Max
1	81 J. TORRES	ESP	Aprilia Racing Team - Red Devils	Aprilia RSV4 RF	1'58.033			13	164,090	314,9
2	66 T. SYKES	GBR	Kawasaki Racing Team	Kawasaki ZX-10R	1'58.089	0.056	0.056	15	164,012	307,7
3	65 J. REA	GBR	Kawasaki Racing Team	Kawasaki ZX-10R	1'58.418	0.385	0.329	14	163,556	307,7
4	7 C. DAVIES	GBR	Aruba.it Racing-Ducati SBK Team	Ducati Panigale R	1'58.472	0.439	0.054	14	163,482	307,7
5	60 M. VD MARK	NED	PATA Honda World Superbike Team	Honda CBR1000RR SP	1'58.683	0.650	0.211	14	163,191	310,3
6	91 L. HASLAM	GBR	Aprilia Racing Team - Red Devils	Aprilia RSV4 RF	1'59.162	1.129	0.479	15	162,535	316,7
7	86 A. BADOVINI	ITA	BMW Motorrad Italia SBK Team	BMW S1000 RR	1'59.282	1.249	0.120	9	162,372	309,5
8	1 S. GUINTOLI	FRA	PATA Honda World Superbike Team	Honda CBR1000RR SP	1'59.284	1.251	0.002	13	162,369	305,9
9	14 R. DE PUNIET	FRA	VOLTCOM Crescent Suzuki	Suzuki GSX-R1000	1'59.315	1.282	0.031	15	162,327	305,9
10	112 X. FORES	ESP	Aruba.it Racing-Ducati SBK Team	Ducati Panigale R	1'59.392	1.359	0.077	12	162,222	305,9
11	22 A. LOWES	GBR	VOLTCOM Crescent Suzuki	Suzuki GSX-R1000	1'59.398	1.365	0.006	15	162,214	305,9
12	2 L. CAMIER	GBR	MV Agusta Reparto Corse	MV Agusta F4 RR	1'59.770	1.737	0.372	13	161,710	301,7
13	36 L. MERCADO	ARG	BARNI Racing Team	Ducati Panigale R	1'59.882	1.849	0.112	15	161,559	305,1
14	59 N. CANEPA	ITA	Althea Racing	Ducati Panigale R	1'59.989	1.956	0.107	10	161,415	307,7
15	44 D. SALOM	ESP	Team Pedercini	Kawasaki ZX-10R	2'00.474	2.441	0.485	10	160,765	304,2
16	40 R. RAMOS	ESP	Team Go Eleven	Kawasaki ZX-10R	2'01.137	3.104	0.663	12	159,885	298,3
17	23 C. PONSSON	FRA	Team Pedercini	Kawasaki ZX-10R	2'01.305	3.272	0.168	15	159,664	297,5
18	45 G. VIZZIELLO	ITA	Grillini SBK Team	Kawasaki ZX-10R	2'01.553	3.520	0.248	12	159,338	291,9
19	75 G. RIZMAYER	HUN	BMW Team Toth	BMW S1000 RR	2'01.997	3.964	0.444	14	158,758	300,8
20	48 A. PHILLIS	AUS	Grillini SBK Team	Kawasaki ZX-10R	2'04.252	6.219	2.255	10	155,877	289,5
21	10 I. TOTH	HUN	BMW Team Toth	BMW S1000 RR	2'05.005	6.972	0.753	14	154,938	302,5

 Qualifying Lap Time (107% of 1'58.033): **2'06.296**

AIR	Humidity:	77%	Temp:	29°C
TRACK	Condition:	Dry	Temp:	33°C

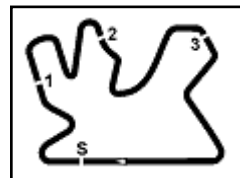
Lap Record:	2014 S.Guintoli	1'57.906	164,270	Km/h
Best Lap:	2015 T.Sykes	1'56.821	165,790	Km/h

 17/10/2015
 Start 23:55
 End 00:27

The results are provisional until the end of the time limit for protests and appeals and the completion of the technical checks.

FCR PERGGIA TIMING




Losail, 16-17-18 October 2015
Superbike - Results Free Practice 4th Session
Session Highlights

23.55.02		Start
00.10.13	Canepa	On the Gravel - Turn 12
00.10.27	Canepa	Re-joined
00.11.15	Rea	On the Gravel - Re-Joined - Turn 1
00.21.15	Mercado	On the Gravel - Re-Joined - Turn 13
00.27.25		End Of Session

Fastest Laps Sequence

No.	Rider	Nat	Team	Bike	Local Time	Time	Gap	Avg
65	J. REA	GBR	Kawasaki Racing Team	Kawasaki ZX-10R	23:57'07.091	2'05.303		154,569
65	J. REA	GBR	Kawasaki Racing Team	Kawasaki ZX-10R	23:59'05.876	1'58.785	-6.518	163,051
7	C. DAVIES	GBR	Aruba.it Racing-Ducati SBK Team	Ducati Panigale R	23:59'49.563	1'58.472	-0.313	163,482
66	T. SYKES	GBR	Kawasaki Racing Team	Kawasaki ZX-10R	24:00'28.309	1'58.217	-0.255	163,834
66	T. SYKES	GBR	Kawasaki Racing Team	Kawasaki ZX-10R	24:04'24.794	1'58.089	-0.128	164,012
81	J. TORRES	ESP	Aprilia Racing Team - Red Devils	Aprilia RSV4 RF	24:17'08.389	1'58.033	-0.056	164,090

 17/10/2015 Start
23:55

 End
00:27

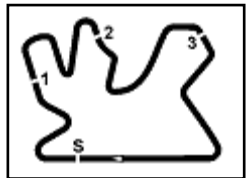
 The results are provisional until the end of the time limit for protests and appeals
and the completion of the technical checks.

FCR PERGGIA TIMING


Official Tyre Supplier



Official Timekeeper



Losail, 16-17-18 October 2015

Superbike - Best Sector & Speed Free Practice 4th Session

Losail 5.380 m

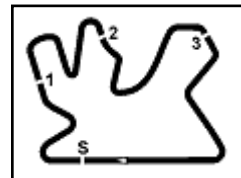
Best Lap

1	81 J. TORRES	Aprilia RSV4 RF	1'58.033
2	66 T. SYKES	Kawasaki ZX-10R	1'58.089
3	65 J. REA	Kawasaki ZX-10R	1'58.418
4	7 C. DAVIES	Ducati Panigale R	1'58.472
5	60 M. VD MARK	Honda CBR1000RR SP	1'58.683
6	91 L. HASLAM	Aprilia RSV4 RF	1'59.162
7	86 A. BADOVINI	BMW S1000 RR	1'59.282
8	1 S. GUINTOLI	Honda CBR1000RR SP	1'59.284
9	14 R. DE PUNJET	Suzuki GSX-R1000	1'59.315
10	112 X. FORES	Ducati Panigale R	1'59.392
11	22 A. LOWES	Suzuki GSX-R1000	1'59.398
12	2 L. CAMIER	MV Austa F4 RR	1'59.770
13	36 L. MERCADO	Ducati Panigale R	1'59.882
14	59 N. CANEPA	Ducati Panigale R	1'59.989
15	44 D. SALOM	Kawasaki ZX-10R	2'00.474
16	40 R. RAMOS	Kawasaki ZX-10R	2'01.137
17	23 C. PONSSON	Kawasaki ZX-10R	2'01.305
18	45 G. VIZZIELLO	Kawasaki ZX-10R	2'01.553
19	75 G. RIZMAYER	BMW S1000 RR	2'01.997
20	48 A. PHILLIS	Kawasaki ZX-10R	2'04.252
21	10 I. TOTH	BMW S1000 RR	2'05.005

Top Speeds

1	91 L. HASLAM	Aprilia RSV4 RF	316.7
2	81 J. TORRES	Aprilia RSV4 RF	314.9
3	60 M. VD MARK	Honda CBR1000RR SP	310.3
4	86 A. BADOVINI	BMW S1000 RR	309.5
5	7 C. DAVIES	Ducati Panigale R	307.7
6	66 T. SYKES	Kawasaki ZX-10R	307.7
7	59 N. CANEPA	Ducati Panigale R	307.7
8	65 J. REA	Kawasaki ZX-10R	307.7
9	112 X. FORES	Ducati Panigale R	305.9
10	14 R. DE PUNJET	Suzuki GSX-R1000	305.9
11	22 A. LOWES	Suzuki GSX-R1000	305.9
12	1 S. GUINTOLI	Honda CBR1000RR SP	305.9
13	36 L. MERCADO	Ducati Panigale R	305.1
14	44 D. SALOM	Kawasaki ZX-10R	304.2
15	10 I. TOTH	BMW S1000 RR	302.5
16	2 L. CAMIER	MV Austa F4 RR	301.7
17	75 G. RIZMAYER	BMW S1000 RR	300.8
18	40 R. RAMOS	Kawasaki ZX-10R	298.3
19	23 C. PONSSON	Kawasaki ZX-10R	297.5
20	45 G. VIZZIELLO	Kawasaki ZX-10R	291.9
21	48 A. PHILLIS	Kawasaki ZX-10R	289.5

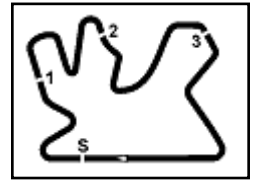
Seg. 1		Seg. 2		Seg. 3		Seg. 4		Seg. 5						
1	91 L. HASLAM	1.980	1	65 J. REA	23.570	1	81 J. TORRES	30.571	1	66 T. SYKES	28.949	1	81 J. TORRES	32.756
2	81 J. TORRES	1.985	2	81 J. TORRES	23.617	2	66 T. SYKES	30.588	2	65 J. REA	28.998	2	66 T. SYKES	32.791
3	60 M. VD MARK	2.008	3	66 T. SYKES	23.667	3	65 J. REA	30.593	3	7 C. DAVIES	29.000	3	60 M. VD MARK	32.896
4	86 A. BADOVINI	2.021	4	7 C. DAVIES	23.702	4	60 M. VD MARK	30.640	4	81 J. TORRES	29.008	4	65 J. REA	32.915
5	66 T. SYKES	2.031	5	60 M. VD MARK	23.749	5	7 C. DAVIES	30.642	5	60 M. VD MARK	29.061	5	91 L. HASLAM	32.917
6	7 C. DAVIES	2.035	6	1 S. GUINTOLI	23.781	6	14 R. DE PUNJET	30.808	6	14 R. DE PUNJET	29.110	6	86 A. BADOVINI	32.991
7	14 R. DE PUNJET	2.036	7	112 X. FORES	23.856	7	2 L. CAMIER	30.850	7	86 A. BADOVINI	29.126	7	1 S. GUINTOLI	33.026
8	59 N. CANEPA	2.036	8	22 A. LOWES	23.923	8	86 A. BADOVINI	30.863	8	22 A. LOWES	29.161	8	14 R. DE PUNJET	33.039
9	65 J. REA	2.037	9	2 L. CAMIER	23.930	9	112 X. FORES	30.885	9	112 X. FORES	29.262	9	112 X. FORES	33.058
10	1 S. GUINTOLI	2.040	10	91 L. HASLAM	23.955	10	1 S. GUINTOLI	30.919	10	59 N. CANEPA	29.277	10	7 C. DAVIES	33.088
11	22 A. LOWES	2.042	11	14 R. DE PUNJET	23.973	11	22 A. LOWES	30.927	11	91 L. HASLAM	29.282	11	22 A. LOWES	33.140
12	112 X. FORES	2.045	12	86 A. BADOVINI	24.003	12	91 L. HASLAM	30.941	12	2 L. CAMIER	29.289	12	36 L. MERCADO	33.205
13	36 L. MERCADO	2.052	13	44 D. SALOM	24.075	13	36 L. MERCADO	31.003	13	36 L. MERCADO	29.293	13	59 N. CANEPA	33.263
14	44 D. SALOM	2.057	14	59 N. CANEPA	24.094	14	45 G. VIZZIELLO	31.059	14	1 S. GUINTOLI	29.408	14	44 D. SALOM	33.289
15	40 R. RAMOS	2.061	15	36 L. MERCADO	24.096	15	59 N. CANEPA	31.060	15	40 R. RAMOS	29.609	15	2 L. CAMIER	33.289
16	2 L. CAMIER	2.063	16	23 C. PONSSON	24.193	16	44 D. SALOM	31.096	16	44 D. SALOM	29.613	16	40 R. RAMOS	33.496
17	10 I. TOTH	2.079	17	40 R. RAMOS	24.237	17	23 C. PONSSON	31.356	17	23 C. PONSSON	29.627	17	23 C. PONSSON	33.575
18	75 G. RIZMAYER	2.082	18	45 G. VIZZIELLO	24.499	18	40 R. RAMOS	31.409	18	75 G. RIZMAYER	29.821	18	75 G. RIZMAYER	33.875
19	23 C. PONSSON	2.101	19	75 G. RIZMAYER	24.524	19	75 G. RIZMAYER	31.514	19	45 G. VIZZIELLO	29.855	19	45 G. VIZZIELLO	33.951
20	45 G. VIZZIELLO	2.132	20	48 A. PHILLIS	25.107	20	48 A. PHILLIS	32.005	20	48 A. PHILLIS	30.324	20	48 A. PHILLIS	34.398
21	48 A. PHILLIS	2.159	21	10 I. TOTH	25.282	21	10 I. TOTH	32.440	21	10 I. TOTH	30.752	21	10 I. TOTH	34.424



Losail, 16-17-18 October 2015

Superbike - Ideal Times Free Practice 4th Session

No.	Rider	Nat	Bike	Seg. 1	Seg. 2	Seg. 3	Seg. 4	Seg. 5	Ideal Time	Lap Time	Pos.	Diff.
1	81 J. TORRES	ESP	Aprilia RSV4 RF	1.985	23.617	30.571	29.008	32.756	1'57.937	1'58.033	1	0.096
2	66 T. SYKES	GBR	Kawasaki ZX-10R	2.031	23.667	30.588	28.949	32.791	1'58.026	1'58.089	2	0.063
3	65 J. REA	GBR	Kawasaki ZX-10R	2.037	23.570	30.593	28.998	32.915	1'58.113	1'58.418	3	0.305
4	60 M. VD MARK	NED	Honda CBR1000RR SP	2.008	23.749	30.640	29.061	32.896	1'58.354	1'58.683	5	0.329
5	7 C. DAVIES	GBR	Ducati Panigale R	2.035	23.702	30.642	29.000	33.088	1'58.467	1'58.472	4	0.005
6	14 R. DE PUNIET	FRA	Suzuki GSX-R1000	2.036	23.973	30.808	29.110	33.039	1'58.966	1'59.315	9	0.349
7	86 A. BADOVINI	ITA	BMW S1000 RR	2.021	24.003	30.863	29.126	32.991	1'59.004	1'59.282	7	0.278
8	91 L. HASLAM	GBR	Aprilia RSV4 RF	1.980	23.955	30.941	29.282	32.917	1'59.075	1'59.162	6	0.087
9	112 X. FORES	ESP	Ducati Panigale R	2.045	23.856	30.885	29.262	33.058	1'59.106	1'59.392	10	0.286
10	1 S. GUINTOLI	FRA	Honda CBR1000RR SP	2.040	23.781	30.919	29.408	33.026	1'59.174	1'59.284	8	0.110
11	22 A. LOWES	GBR	Suzuki GSX-R1000	2.042	23.923	30.927	29.161	33.140	1'59.193	1'59.398	11	0.205
12	2 L. CAMIER	GBR	MV Agusta F4 RR	2.063	23.930	30.850	29.289	33.289	1'59.421	1'59.770	12	0.349
13	36 L. MERCADO	ARG	Ducati Panigale R	2.052	24.096	31.003	29.293	33.205	1'59.649	1'59.882	13	0.233
14	59 N. CANEPA	ITA	Ducati Panigale R	2.036	24.094	31.060	29.277	33.263	1'59.730	1'59.989	14	0.259
15	44 D. SALOM	ESP	Kawasaki ZX-10R	2.057	24.075	31.096	29.613	33.289	2'00.130	2'00.474	15	0.344
16	40 R. RAMOS	ESP	Kawasaki ZX-10R	2.061	24.237	31.409	29.609	33.496	2'00.812	2'01.137	16	0.325
17	23 C. PONSSON	FRA	Kawasaki ZX-10R	2.101	24.193	31.356	29.627	33.575	2'00.852	2'01.305	17	0.453
18	45 G. VIZZIELLO	ITA	Kawasaki ZX-10R	2.132	24.499	31.059	29.855	33.951	2'01.496	2'01.553	18	0.057
19	75 G. RIZMAYER	HUN	BMW S1000 RR	2.082	24.524	31.514	29.821	33.875	2'01.816	2'01.997	19	0.181
20	48 A. PHILLIS	AUS	Kawasaki ZX-10R	2.159	25.107	32.005	30.324	34.398	2'03.993	2'04.252	20	0.259
21	10 I. TOTH	HUN	BMW S1000 RR	2.079	25.282	32.440	30.752	34.424	2'04.977	2'05.005	21	0.028
Overall Ideal Time				1.980	23.570	30.571	28.949	32.756	1'57.826			


Losail, 16-17-18 October 2015
Superbike - Chronological Analysis Free Practice 4th Session

3	2.177	25.291	32.348	30.910	34.603	2'05.329	286.5	24:01'35.962
4	2.165	25.567	32.389	30.682	34.429	2'05.232	288.0	24:03'41.194
5	2.170	31.769	33.085	30.919	5'26.238	7'04.181 P	287.2	24:10'45.375
6	5.259	28.836	32.654	30.697	34.730	2'12.176 P	122.0	24:12'57.551
7	2.176	25.275	32.005	30.398	34.398	2'04.252	287.2	24:15'01.803
8	2.160	25.107	32.267	30.324	34.525	2'04.383	288.8	24:17'06.186
9	2.183	25.178	32.264	30.762	34.578	2'04.965	286.5	24:19'11.151
10	2.164	25.335	32.272	30.566	34.585	2'04.922	288.0	24:21'16.073

21° 10 I. TOTH (2'05.005)

Lap	Seg. 1	Seg. 2	Seg. 3	Seg. 4	Seg. 5	Lap Time	km/h	Local Time
1	5.650	32.516	37.118	33.018	36.603	2'24.905 P	139.4	23:55'03.967
2	2.083	26.503	33.506	32.063	35.347	2'09.502	300.0	23:57'28.872
3	2.108	25.907	33.277	31.228	35.278	2'07.798	295.9	23:59'38.374
4	2.107	27.653	34.906	35.686	35.369	2'15.721	287.2	24:01'46.172
5	2.093	25.640	32.690	31.210	34.654	2'06.287	297.5	24:04'01.893
6	2.105	25.623	33.145	31.882	35.384	2'08.139	295.9	24:06'08.180
7	2.102	25.540	32.579	30.752	34.698	2'05.671	295.9	24:08'16.319
8	2.079	30.623	33.421	31.048	34.491	2'11.662	300.8	24:10'21.990
9	2.097	25.282	32.440	30.762	34.424	2'05.005	297.5	24:12'33.652
10	2.102	27.322	34.607	34.029	37.679	2'15.739	295.9	24:14'38.657
11	2.120	26.239	34.699	35.584	39.006	2'17.648	295.1	24:16'54.396
12	2.082	27.731	34.612	31.273	34.916	2'10.614	302.5	24:19'12.044
13	2.093	25.315	32.636	30.982	34.542	2'05.568	297.5	24:21'22.658
14	2.097	26.415	33.536	31.626	34.992	2'08.666	298.3	24:23'28.226
								24:25'36.892

P = Pits In/Out - C = Lap-Time Cancelled