
**Losail, 16-17-18 October 2015**  
**Superbike - Results Superpole 1**

Losail 5.380 m

1 / 2

No.	Rider	Nat	Team	Bike	Time	Gap	Rel.	Laps	Speed	
									Avg	Max
1*	<b>44 D. SALOM</b>	ESP	Team Pedercini	Kawasaki ZX-10R	<b>1'58.481</b>			6	163,469	<b>303,4</b>
2*	<b>36 L. MERCADO</b>	ARG	BARNI Racing Team	Ducati Panigale R	<b>1'58.676</b>	0.195	0.195	7	163,201	<b>310,3</b>
3	<b>1 S. GUINTOLI</b>	FRA	PATA Honda World Superbike Team	Honda CBR1000RR SP	<b>1'58.768</b>	0.287	0.092	4	163,074	<b>303,4</b>
4	<b>59 N. CANEPA</b>	ITA	Althea Racing	Ducati Panigale R	<b>1'58.941</b>	0.460	0.173	5	162,837	<b>301,7</b>
5	<b>86 A. BADOVINI</b>	ITA	BMW Motorrad Italia SBK Team	BMW S1000 RR	<b>1'59.229</b>	0.748	0.288	6	162,444	<b>309,5</b>
6	<b>2 L. CAMIER</b>	GBR	MV Agusta Reparto Corse	MV Agusta F4 RR	<b>1'59.256</b>	0.775	0.027	6	162,407	<b>304,2</b>
7	<b>23 C. PONSSON</b>	FRA	Team Pedercini	Kawasaki ZX-10R	<b>1'59.339</b>	0.858	0.083	7	162,294	<b>303,4</b>
8	<b>40 R. RAMOS</b>	ESP	Team Go Eleven	Kawasaki ZX-10R	<b>1'59.928</b>	1.447	0.589	6	161,497	<b>300,8</b>
9	<b>45 G. VIZZIELLO</b>	ITA	Grillini SBK Team	Kawasaki ZX-10R	<b>2'01.565</b>	3.084	1.637	6	159,322	<b>291,9</b>
10	<b>75 G. RIZMAYER</b>	HUN	BMW Team Toth	BMW S1000 RR	<b>2'02.827</b>	4.346	1.262	7	157,685	<b>300,8</b>

\* Qualified to Superpole 2

AIR	Humidity:	73%	Temp:	30°C
TRACK	Condition:	Dry	Temp:	34°C

Lap Record:	2014 S.Guintoli	1'57.906	164,270	Km/h
Best Lap:	2014 D.Giugliano	1'57.033	165,490	Km/h

 Start 17/10/2015 21:05  
 End 21:22

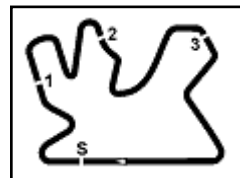
The results are provisional until the end of the time limit for protests and appeals and the completion of the technical checks.

**FCR PERGGIA TIMING**


Official Tyre Supplier



Official Timekeeper


**Losail, 16-17-18 October 2015**  
**Superbike - Results Superpole 1**
**Session Highlights**

21.05.02 Start  
 21.11.34 Camier On the Gravel - Re-Joined  
 21.22.36 End Of Session

**Fastest Laps Sequence**

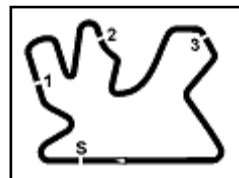
No.	Rider	Nat	Team	Bike	Local Time	Time	Gap	Avg
59	N. CANEPA	ITA	Althea Racing	Ducati Panigale R	21:07'15.617	<b>2'13.597</b>		144,973
2	L. CAMIER	GBR	MV Agusta Reparto Corse	MV Agusta F4 RR	21:07'16.348	<b>2'12.509</b>	-1.088	146,164
40	R. RAMOS	ESP	Team Go Eleven	Kawasaki ZX-10R	21:07'17.585	<b>2'10.613</b>	-1.896	148,285
59	N. CANEPA	ITA	Althea Racing	Ducati Panigale R	21:09'15.092	<b>1'59.475</b>	-11.138	162,109
2	L. CAMIER	GBR	MV Agusta Reparto Corse	MV Agusta F4 RR	21:09'15.775	<b>1'59.427</b>	-0.048	162,174
2	L. CAMIER	GBR	MV Agusta Reparto Corse	MV Agusta F4 RR	21:11'15.031	<b>1'59.256</b>	-0.171	162,407
59	N. CANEPA	ITA	Althea Racing	Ducati Panigale R	21:18'30.158	<b>1'58.941</b>	-0.315	162,837
36	L. MERCADO	ARG	BARNI Racing Team	Ducati Panigale R	21:18'50.582	<b>1'58.676</b>	-0.265	163,201
44	D. SALOM	ESP	Team Pedercini	Kawasaki ZX-10R	21:19'55.824	<b>1'58.481</b>	-0.195	163,469

17/10/2015 Start  
 21:05

End  
 21:22

The results are provisional until the end of the time limit for protests and appeals and the completion of the technical checks.

**FCR PEROGIA TUNING**



**Losail, 16-17-18 October 2015**
**Superbike - Best Sector & Speed Superpole 1**

Losail 5.380 m

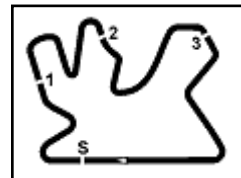
**Best Lap**

1	44 D. SALOM	Kawasaki ZX-10R	1'58.481
2	36 L. MERCADO	Ducati Panigale R	1'58.676
3	1 S. GUINTOLI	Honda CBR1000RR SP	1'58.768
4	59 N. CANEPA	Ducati Panigale R	1'58.941
5	86 A. BADOVINI	BMW S1000 RR	1'59.229
6	2 L. CAMIER	MV Aqusta F4 RR	1'59.256
7	23 C. PONSSON	Kawasaki ZX-10R	1'59.339
8	40 R. RAMOS	Kawasaki ZX-10R	1'59.928
9	45 G. VIZZIELLO	Kawasaki ZX-10R	2'01.565
10	75 G. RIZMAYER	BMW S1000 RR	2'02.827

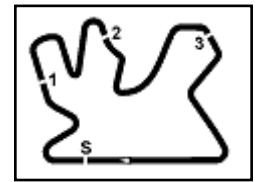
**Top Speeds**

1	36 L. MERCADO	Ducati Panigale R	310.3
2	86 A. BADOVINI	BMW S1000 RR	309.5
3	2 L. CAMIER	MV Aqusta F4 RR	304.2
4	23 C. PONSSON	Kawasaki ZX-10R	303.4
5	44 D. SALOM	Kawasaki ZX-10R	303.4
6	1 S. GUINTOLI	Honda CBR1000RR SP	303.4
7	59 N. CANEPA	Ducati Panigale R	301.7
8	40 R. RAMOS	Kawasaki ZX-10R	300.8
9	75 G. RIZMAYER	BMW S1000 RR	300.8
10	45 G. VIZZIELLO	Kawasaki ZX-10R	291.9

Seg. 1		Seg. 2		Seg. 3		Seg. 4		Seg. 5	
1	36 L. MERCADO 2.017	1	59 N. CANEPA 23.727	1	44 D. SALOM 30.538	1	59 N. CANEPA 29.054	1	36 L. MERCADO 32.832
2	86 A. BADOVINI 2.019	2	2 L. CAMIER 23.809	2	36 L. MERCADO 30.547	2	1 S. GUINTOLI 29.070	2	1 S. GUINTOLI 32.951
3	2 L. CAMIER 2.055	3	44 D. SALOM 23.815	3	1 S. GUINTOLI 30.646	3	44 D. SALOM 29.103	3	44 D. SALOM 32.953
4	1 S. GUINTOLI 2.059	4	1 S. GUINTOLI 23.831	4	2 L. CAMIER 30.703	4	36 L. MERCADO 29.124	4	86 A. BADOVINI 32.971
5	44 D. SALOM 2.062	5	36 L. MERCADO 23.977	5	86 A. BADOVINI 30.731	5	23 C. PONSSON 29.199	5	59 N. CANEPA 33.100
6	40 R. RAMOS 2.065	6	23 C. PONSSON 24.039	6	23 C. PONSSON 30.781	6	2 L. CAMIER 29.236	6	23 C. PONSSON 33.161
7	59 N. CANEPA 2.070	7	86 A. BADOVINI 24.046	7	59 N. CANEPA 30.817	7	86 A. BADOVINI 29.256	7	2 L. CAMIER 33.244
8	23 C. PONSSON 2.071	8	40 R. RAMOS 24.240	8	40 R. RAMOS 30.869	8	40 R. RAMOS 29.393	8	40 R. RAMOS 33.322
9	75 G. RIZMAYER 2.086	9	45 G. VIZZIELLO 24.334	9	45 G. VIZZIELLO 30.908	9	45 G. VIZZIELLO 29.693	9	45 G. VIZZIELLO 33.944
10	45 G. VIZZIELLO 2.135	10	75 G. RIZMAYER 24.688	10	75 G. RIZMAYER 31.349	10	75 G. RIZMAYER 29.889	10	75 G. RIZMAYER 34.237


**Losail, 16-17-18 October 2015**  
**Superbike - Ideal Times Superpole 1**

No.	Rider	Nat	Bike	Seg. 1	Seg. 2	Seg. 3	Seg. 4	Seg. 5	Ideal Time	Lap Time	Pos.	Diff.
1	<b>44 D. SALOM</b>	ESP	Kawasaki ZX-10R	2.062	23.815	<b>30.538</b>	29.103	32.953	<b>1'58.471</b>	1'58.481	1	0.010
2	<b>36 L. MERCADO</b>	ARG	Ducati Panigale R	<b>2.017</b>	23.977	30.547	29.124	<b>32.832</b>	<b>1'58.497</b>	1'58.676	2	0.179
3	<b>1 S. GUINTOLI</b>	FRA	Honda CBR1000RR SP	2.059	23.831	30.646	29.070	32.951	<b>1'58.557</b>	1'58.768	3	0.211
4	<b>59 N. CANEPA</b>	ITA	Ducati Panigale R	2.070	<b>23.727</b>	30.817	<b>29.054</b>	33.100	<b>1'58.768</b>	1'58.941	4	0.173
5	<b>86 A. BADOVINI</b>	ITA	BMW S1000 RR	2.019	24.046	30.731	29.256	32.971	<b>1'59.023</b>	1'59.229	5	0.206
6	<b>2 L. CAMIER</b>	GBR	MV Agusta F4 RR	2.055	23.809	30.703	29.236	33.244	<b>1'59.047</b>	1'59.256	6	0.209
7	<b>23 C. PONSSON</b>	FRA	Kawasaki ZX-10R	2.071	24.039	30.781	29.199	33.161	<b>1'59.251</b>	1'59.339	7	0.088
8	<b>40 R. RAMOS</b>	ESP	Kawasaki ZX-10R	2.065	24.240	30.869	29.393	33.322	<b>1'59.889</b>	1'59.928	8	0.039
9	<b>45 G. VIZZIELLO</b>	ITA	Kawasaki ZX-10R	2.135	24.334	30.908	29.693	33.944	<b>2'01.014</b>	2'01.565	9	0.551
10	<b>75 G. RIZMAYER</b>	HUN	BMW S1000 RR	2.086	24.688	31.349	29.889	34.237	<b>2'02.249</b>	2'02.827	10	0.578
<b>Overall Ideal Time</b>				<b>2.017</b>	<b>23.727</b>	<b>30.538</b>	<b>29.054</b>	<b>32.832</b>	<b>1'58.168</b>			



Losail, 16-17-18 October 2015  
Superbike - Chronological Analysis Superpole 1

Losail 5.380 m

1 / 1

1° 44 D. SALOM (1'58.481)								
Lap	Seg. 1	Seg. 2	Seg. 3	Seg. 4	Seg. 5	Lap Time	km/h	Local Time
								21:05'33.777
1	5.663	29.670	33.232	31.414	35.262	2'15.241 P	145.0	21:07'49.018
2	<b>2.062</b>	24.094	30.944	29.485	33.356	1'59.941	302.5	21:09'48.959
3	2.075	24.078	30.951	29.588	33.121	1'59.813	300.8	21:11'48.772
4	2.081	24.394	31.756	29.804	2'26.413	3'54.448 P	300.0	21:15'43.220
5	5.374	29.693	33.102	30.946	35.008	2'14.123 P	147.9	21:17'57.343
6	2.072	<b>23.815</b>	<b>30.538</b>	<b>29.103</b>	<b>32.953</b>	<b>1'58.481</b>	301.7	21:19'55.824

9° 45 G. VIZZIELLO (2'01.565)								
Lap	Seg. 1	Seg. 2	Seg. 3	Seg. 4	Seg. 5	Lap Time	km/h	Local Time
								21:05'01.815
1	6.544	28.773	33.281	31.072	34.285	2'13.955 P	143.6	21:07'15.770
2	<b>2.135</b>	24.673	31.164	29.944	<b>33.944</b>	2'01.860	<b>291.9</b>	21:09'17.630
3	2.144	25.381	31.830	33.177	4'10.037	5'42.569 P	291.1	21:15'00.199
4	5.884	28.586	36.076	36.179	52.282	2'39.007 P	134.0	21:17'39.206
5	2.188	24.366	<b>30.908</b>	37.324	38.068	2'12.854	283.5	21:19'52.060
6	2.162	<b>24.334</b>	31.338	<b>29.693</b>	34.038	<b>2'01.565</b>	290.3	21:21'53.625

2° 36 L. MERCADO (1'58.676)								
Lap	Seg. 1	Seg. 2	Seg. 3	Seg. 4	Seg. 5	Lap Time	km/h	Local Time
								21:04'43.490
1	24.354	31.203	32.877	30.623	34.076	2'33.133 P	141.4	21:07'16.623
2	<b>2.017</b>	24.119	31.207	29.295	33.148	1'59.786	<b>310.3</b>	21:09'16.409
3	2.024	24.075	31.061	29.249	33.196	1'59.605	<b>310.3</b>	21:11'16.014
4	2.045	25.040	32.015	29.906	1'43.980	3'12.986 P	305.1	21:14'29.000
5	5.572	29.508	38.536	35.256	34.034	2'22.906 P	129.8	21:16'51.906
6	2.074	24.099	<b>30.547</b>	<b>29.124</b>	<b>32.832</b>	<b>1'58.676</b>	300.8	21:18'50.582
7	2.065	<b>23.977</b>	30.800	29.589	33.677	2'00.108	301.7	21:20'50.690

10° 75 G. RIZMAYER (2'02.827)								
Lap	Seg. 1	Seg. 2	Seg. 3	Seg. 4	Seg. 5	Lap Time	km/h	Local Time
								21:04'56.638
1	11.132	30.974	33.756	30.860	34.531	2'21.253 P	149.0	21:07'17.891
2	<b>2.086</b>	24.729	31.726	30.036	34.250	<b>2'02.827</b>	<b>300.8</b>	21:09'20.718
3	2.121	24.945	31.621	29.929	<b>34.237</b>	2'02.853	295.1	21:11'23.571
4	2.134	24.905	32.004	30.581	2'18.664	3'48.288 P	293.5	21:15'11.859
5	5.115	29.511	34.145	31.575	44.394	2'24.740 P	155.6	21:17'36.599
6	2.153	<b>24.688</b>	<b>31.349</b>	<b>29.889</b>	48.003	2'16.082	290.3	21:19'52.681
7	2.127	24.828	31.391	29.994	34.603	2'02.943	293.5	21:21'55.624

3° 1 S. GUINTOLI (1'58.768)								
Lap	Seg. 1	Seg. 2	Seg. 3	Seg. 4	Seg. 5	Lap Time	km/h	Local Time
								21:05'09.485
1	5.262	30.670	37.373	35.791	8'04.840	9'53.936 P	141.9	21:15'03.421
2	5.204	29.386	35.824	37.535	37.975	2'25.924 P	160.0	21:17'29.345
3	2.065	24.022	30.660	<b>29.070</b>	<b>32.951</b>	<b>1'58.768</b>	302.5	21:19'28.113
4	<b>2.059</b>	<b>23.831</b>	<b>30.646</b>	29.516	33.661	1'59.713	<b>303.4</b>	21:21'27.826

4° 59 N. CANEPA (1'58.941)								
Lap	Seg. 1	Seg. 2	Seg. 3	Seg. 4	Seg. 5	Lap Time	km/h	Local Time
								21:05'02.020
1	7.071	28.531	33.176	30.975	33.844	2'13.597 P	142.3	21:07'15.617
2	<b>2.070</b>	23.980	30.989	29.336	<b>33.100</b>	1'59.475	<b>301.7</b>	21:09'15.092
3	2.077	25.850	30.964	29.262	3'38.468	5'06.621 P	300.8	21:14'21.713
4	5.127	27.718	32.876	30.048	33.735	2'09.504 P	160.5	21:16'31.217
5	2.080	<b>23.727</b>	<b>30.817</b>	<b>29.054</b>	33.263	<b>1'58.941</b>	300.8	21:18'30.158

5° 86 A. BADOVINI (1'59.229)								
Lap	Seg. 1	Seg. 2	Seg. 3	Seg. 4	Seg. 5	Lap Time	km/h	Local Time
								21:04'54.121
1	14.845	29.781	32.295	31.080	33.765	2'21.766 P	115.5	21:07'15.887
2	2.033	24.266	30.931	29.625	33.248	2'00.103	305.9	21:09'15.990
3	<b>2.019</b>	24.118	30.957	29.486	<b>32.971</b>	1'59.551	<b>309.5</b>	21:11'15.541
4	2.042	25.034	32.828	30.214	2'18.476	3'48.594 P	306.8	21:15'04.135
5	5.755	30.084	35.345	37.729	37.114	2'26.027 P	124.0	21:17'30.162
6	2.042	<b>24.046</b>	<b>30.731</b>	<b>29.256</b>	33.154	<b>1'59.229</b>	305.9	21:19'29.391

6° 2 L. CAMIER (1'59.256)								
Lap	Seg. 1	Seg. 2	Seg. 3	Seg. 4	Seg. 5	Lap Time	km/h	Local Time
								21:05'03.839
1	5.841	29.171	32.682	30.789	34.026	2'12.509 P	135.0	21:07'16.348
2	<b>2.055</b>	23.925	30.967	<b>29.236</b>	<b>33.244</b>	1'59.427	<b>304.2</b>	21:09'15.775
3	2.084	<b>23.809</b>	<b>30.703</b>	29.331	33.329	<b>1'59.256</b>	300.0	21:11'15.031
4	2.109	30.342	32.150	30.090	2'43.783	4'18.474 P	296.7	21:15'33.505
5	5.904	29.044	32.609	30.210	33.811	2'11.578 P	124.0	21:17'45.083
6	2.104	24.743	32.990	31.251	35.813	2'06.901	297.5	21:19'51.984

7° 23 C. PONSSON (1'59.339)								
Lap	Seg. 1	Seg. 2	Seg. 3	Seg. 4	Seg. 5	Lap Time	km/h	Local Time
								21:05'34.275
1	5.736	29.335	33.468	31.260	34.984	2'14.783 P	137.1	21:07'49.058
2	2.111	24.234	31.277	29.424	33.272	2'00.318	298.3	21:09'49.376
3	<b>2.071</b>	<b>24.039</b>	31.186	29.541	33.386	2'00.223	301.7	21:11'49.599
4	2.085	24.108	31.492	29.748	2'26.675	3'54.108 P	300.0	21:15'43.707
5	5.131	29.665	33.463	31.137	34.249	2'13.645 P	149.2	21:17'57.352
6	2.124	24.074	<b>30.781</b>	<b>29.199</b>	<b>33.161</b>	<b>1'59.339</b>	293.5	21:19'56.691
7	2.078	24.066	31.249	30.106	34.319	2'01.818	<b>303.4</b>	21:21'58.509

8° 40 R. RAMOS (1'59.928)								
Lap	Seg. 1	Seg. 2	Seg. 3	Seg. 4	Seg. 5	Lap Time	km/h	Local Time
								21:05'06.972
1	5.539	28.728	31.869	30.013	34.464	2'10.613 P	147.3	21:07'17.585
2	2.086	24.314	31.242	29.488	33.541	2'00.671	298.3	21:09'18.256
3	2.079	<b>24.240</b>	31.182	29.538	33.896	2'00.935	298.3	21:11'19.191
4	2.116	24.485	31.276	29.522	2'21.901	3'49.300 P	294.3	21:15'08.491
5	5.304	27.208	33.521	35.597	39.429	2'21.059 P	144.8	21:17'29.550
6	2.079	24.265	<b>30.869</b>	<b>29.393</b>	<b>33.322</b>	<b>1'59.928</b>	<b>300.8</b>	21:19'29.478

P = Pits In/Out - C = Lap-Time Cancelled