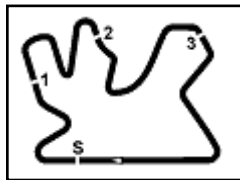


Losail 5.380 m

Losail, 16-17-18 October 2015
Superbike - Free Practices + Superpole Combined Results

No.	Rider	Nat	Team	Bike	FP 1	FP 2	FP 3	Superpole	Gap	Sess.
1	66 T. SYKES	GBR	Kawasaki Racing Team	Kawasaki ZX-10R	1'59.524	1'58.637	1'58.942	1'56.821		SP2
2	65 J. REA	GBR	Kawasaki Racing Team	Kawasaki ZX-10R	1'59.249	1'58.252	1'58.277	1'56.997	0.176	SP2
3	112 X. FORES	ESP	Aruba.it Racing-Ducati SBK Team	Ducati Panigale R	2'01.608	1'59.039	1'58.948	1'57.384	0.563	SP2
4	7 C. DAVIES	GBR	Aruba.it Racing-Ducati SBK Team	Ducati Panigale R	1'59.807	1'58.656	1'58.460	1'57.406	0.585	SP2
5	91 L. HASLAM	GBR	Aprilia Racing Team - Red Devils	Aprilia RSV4 RF	2'00.154	1'58.993	1'58.223	1'57.449	0.628	SP2
6	81 J. TORRES	ESP	Aprilia Racing Team - Red Devils	Aprilia RSV4 RF	1'58.744	1'58.406	1'58.044	1'57.601	0.780	SP2
7	22 A. LOWES	GBR	VOLTCOM Crescent Suzuki	Suzuki GSX-R1000	1'59.999	1'59.448	1'58.330	1'57.638	0.817	SP2
8	14 R. DE PUNIET	FRA	VOLTCOM Crescent Suzuki	Suzuki GSX-R1000	2'00.049	1'59.170	1'58.959	1'57.644	0.823	SP2
9	60 M. VD MARK	NED	PATA Honda World Superbike Team	Honda CBR1000RR SP	1'59.597	1'58.936	1'58.059	1'58.034	1.213	SP2
10	36 L. MERCADO	ARG	BARNI Racing Team	Ducati Panigale R	2'02.647	2'00.974	1'59.830	1'58.565	1.744	SP2
11	15 M. BAIOTTO	ITA	Althea Racing	Ducati Panigale R	2'00.791	1'59.889	1'59.025	1'58.741	1.920	SP2
12	44 D. SALOM	ESP	Team Pedercini	Kawasaki ZX-10R	2'00.536	1'59.991	1'59.421	1'59.289	2.468	SP2
13	1 S. GUINTOLI	FRA	PATA Honda World Superbike Team	Honda CBR1000RR SP	2'00.418	2'00.105	1'59.460	1'58.768		SP1
14	59 N. CANEPA	ITA	Althea Racing	Ducati Panigale R	2'00.315	1'59.820	1'59.058	1'58.941		SP1
15	86 A. BADOVINI	ITA	BMW Motorrad Italia SBK Team	BMW S1000 RR	2'02.932	2'00.050	1'59.758	1'59.229		SP1
16	2 L. CAMIER	GBR	MV Agusta Reparto Corse	MV Agusta F4 RR	2'02.325	2'00.186	1'59.746	1'59.256		SP1
17	23 C. PONSSON	FRA	Team Pedercini	Kawasaki ZX-10R	2'03.262	2'01.159	2'00.779	1'59.339		SP1
18	40 R. RAMOS	ESP	Team Go Eleven	Kawasaki ZX-10R	2'01.812	2'01.065	2'00.508	1'59.928		SP1
19	45 G. VIZZIELLO	ITA	Grillini SBK Team	Kawasaki ZX-10R	2'02.439	2'01.300	2'01.225	2'01.565		SP1
20	75 G. RIZMAYER	HUN	BMW Team Toth	BMW S1000 RR	2'03.073	2'02.341	2'02.160	2'02.827		SP1
21	48 A. PHILLIS	AUS	Grillini SBK Team	Kawasaki ZX-10R	2'06.589	2'04.662	2'03.535			FP
22	10 I. TOTH	HUN	BMW Team Toth	BMW S1000 RR	2'04.302	2'03.851	2'05.098			FP





Losail, 16-17-18 October 2015
Superbike - Provisional Starting Grid
17 Laps x 5,380 km = 91,460 km

REVISED

Losail 5.380 m



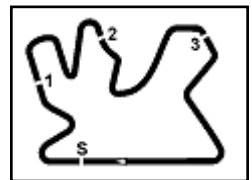
1	66 SYKES T. Kawasaki 1'56.821 SP2	2	65 REA J. Kawasaki 1'56.997 SP2	3	112 FORES X. Ducati 1'57.384 SP2
2	7 DAVIES C. Ducati 1'57.406 SP2	5	91 HASLAM L. Aprilia 1'57.449 SP2	6	81 TORRES J. Aprilia 1'57.601 SP2
3	22 LOWES A. Suzuki 1'57.638 SP2	8	14 DE PUNIET R. Suzuki 1'57.644 SP2	9	60 VD MARK M. Honda 1'58.034 SP2
4	36 MERCADO L. Ducati 1'58.565 SP2	11	44 SALOM D. Kawasaki 1'59.289 SP2	12	1 GUINTOLI S. Honda 1'58.768 SP1
5	59 CANEPA N. Ducati 1'58.941 SP1	14	86 BADOVINI A. BMW 1'59.229 SP1	15	2 CAMIER L. MV Agusta 1'59.256 SP1
6	40 RAMOS R. Kawasaki 1'59.928 SP1	17	45 VIZZIELLO G. Kawasaki 2'01.565 SP1	18	75 RIZMAYER G. BMW 2'02.827 SP1
7	48 PHILLIS A. Kawasaki 2'03.535 FP	20	10 TOTH I. BMW 2'03.851 FP	21	23 PONSSON C. Kawasaki 1'59.339 SP1
8					

N. 23 C. Ponsson has been imposed the penalty to start the race from pit lane as per art. 1.21.22

Jury President

..... Race Director




Losail, 16-17-18 October 2015
Superbike - Results Superpole 2

 Losail 5.380 m
 1 / 2

No.	Rider	Nat	Team	Bike	Time	Gap	Rel.	Laps	Speed	
									Avg	Max
1	66 T. SYKES	GBR	Kawasaki Racing Team	Kawasaki ZX-10R	1'56.821			6	165,792	307,7
2	65 J. REA	GBR	Kawasaki Racing Team	Kawasaki ZX-10R	1'56.997	0.176	0.176	5	165,543	309,5
3	112 X. FORES	ESP	Aruba.it Racing-Ducati SBK Team	Ducati Panigale R	1'57.384	0.563	0.387	5	164,997	306,8
4	7 C. DAVIES	GBR	Aruba.it Racing-Ducati SBK Team	Ducati Panigale R	1'57.406	0.585	0.022	6	164,966	305,9
5	91 L. HASLAM	GBR	Aprilia Racing Team - Red Devils	Aprilia RSV4 RF	1'57.449	0.628	0.043	5	164,906	314,0
6	81 J. TORRES	ESP	Aprilia Racing Team - Red Devils	Aprilia RSV4 RF	1'57.601	0.780	0.152	6	164,692	312,1
7	22 A. LOWES	GBR	VOLTCOM Crescent Suzuki	Suzuki GSX-R1000	1'57.638	0.817	0.037	6	164,641	305,9
8	14 R. DE PUNIET	FRA	VOLTCOM Crescent Suzuki	Suzuki GSX-R1000	1'57.644	0.823	0.006	6	164,632	303,4
9	60 M. VD MARK	NED	PATA Honda World Superbike Team	Honda CBR1000RR SP	1'58.034	1.213	0.390	6	164,088	303,4
10	36 L. MERCADO	ARG	BARNI Racing Team	Ducati Panigale R	1'58.565	1.744	0.531	2	163,353	305,1
11	15 M. BAIOTTO	ITA	Althea Racing	Ducati Panigale R	1'58.741	1.920	0.176	6	163,111	300,0
12	44 D. SALOM	ESP	Team Pedercini	Kawasaki ZX-10R	1'59.289	2.468	0.548	5	162,362	300,0

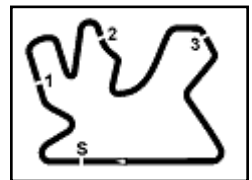
AIR	Humidity:	73%	Temp:	30°C
TRACK	Condition:	Dry	Temp:	34°C

Lap Record:	2014 S.Guintoli	1'57.906	164,270	Km/h
Best Lap:	2014 D.Giugliano	1'57.033	165,490	Km/h

 Start 17/10/2015 21:30
 End 21:46

The results are provisional until the end of the time limit for protests and appeals and the completion of the technical checks.

FCR PERGGIA TIMING

Losail, 16-17-18 October 2015
Superbike - Results Superpole 2

Session Highlights

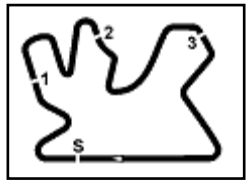
21.30.02 Start
21.46.15 Baiocco Crashed - Turn 13
21.46.54 End Of Session

Fastest Laps Sequence

No.	Rider	Nat	Team	Bike	Local Time	Time	Gap	Avg
60	M. VD MARK	NED	PATA Honda World Superbike Team	Honda CBR1000RR SP	21:32'05.308	2'03.629		156,662
60	M. VD MARK	NED	PATA Honda World Superbike Team	Honda CBR1000RR SP	21:34'03.604	1'58.296	-5.333	163,725
81	J. TORRES	ESP	Aprilia Racing Team - Red Devils	Aprilia RSV4 RF	21:34'06.977	1'57.926	-0.370	164,239
66	T. SYKES	GBR	Kawasaki Racing Team	Kawasaki ZX-10R	21:34'59.513	1'57.916	-0.010	164,253
81	J. TORRES	ESP	Aprilia Racing Team - Red Devils	Aprilia RSV4 RF	21:36'04.650	1'57.673	-0.243	164,592
66	T. SYKES	GBR	Kawasaki Racing Team	Kawasaki ZX-10R	21:36'57.133	1'57.620	-0.053	164,666
91	L. HASLAM	GBR	Aprilia Racing Team - Red Devils	Aprilia RSV4 RF	21:45'03.591	1'57.449	-0.171	164,906
7	C. DAVIES	GBR	Aruba.it Racing-Ducati SBK Team	Ducati Panigale R	21:45'09.867	1'57.406	-0.043	164,966
65	J. REA	GBR	Kawasaki Racing Team	Kawasaki ZX-10R	21:45'15.076	1'56.997	-0.409	165,543
66	T. SYKES	GBR	Kawasaki Racing Team	Kawasaki ZX-10R	21:45'52.170	1'56.821	-0.176	165,792

17/10/2015 Start 21:30 End 21:46

The results are provisional until the end of the time limit for protests and appeals and the completion of the technical checks.



Losail, 16-17-18 October 2015

Superbike - Best Sector & Speed Superpole 2

Losail 5.380 m

Best Lap

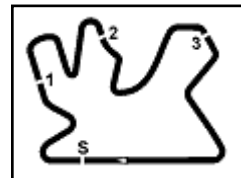
1	66 T. SYKES	Kawasaki ZX-10R	1'56.821
2	65 J. REA	Kawasaki ZX-10R	1'56.997
3	112 X. FORES	Ducati Panigale R	1'57.384
4	7 C. DAVIES	Ducati Panigale R	1'57.406
5	91 L. HASLAM	Aprilia RSV4 RF	1'57.449
6	81 J. TORRES	Aprilia RSV4 RF	1'57.601
7	22 A. LOWES	Suzuki GSX-R1000	1'57.638
8	14 R. DE PUNIET	Suzuki GSX-R1000	1'57.644
9	60 M. VD MARK	Honda CBR1000RR SP	1'58.034
10	36 L. MERCADO	Ducati Panigale R	1'58.565
11	15 M. BAIOTTO	Ducati Panigale R	1'58.741
12	44 D. SALOM	Kawasaki ZX-10R	1'59.289

Top Speeds

1	91 L. HASLAM	Aprilia RSV4 RF	314.0
2	81 J. TORRES	Aprilia RSV4 RF	312.1
3	65 J. REA	Kawasaki ZX-10R	309.5
4	66 T. SYKES	Kawasaki ZX-10R	307.7
5	112 X. FORES	Ducati Panigale R	306.8
6	22 A. LOWES	Suzuki GSX-R1000	305.9
7	7 C. DAVIES	Ducati Panigale R	305.9
8	36 L. MERCADO	Ducati Panigale R	305.1
9	60 M. VD MARK	Honda CBR1000RR SP	303.4
10	14 R. DE PUNIET	Suzuki GSX-R1000	303.4
11	44 D. SALOM	Kawasaki ZX-10R	300.0
12	15 M. BAIOTTO	Ducati Panigale R	300.0

Seg. 1		Seg. 2		Seg. 3		Seg. 4		Seg. 5	
1	91 L. HASLAM 1.991	1	66 T. SYKES 23.301	1	66 T. SYKES 30.182	1	7 C. DAVIES 28.560	1	91 L. HASLAM 32.478
2	81 J. TORRES 2.006	2	65 J. REA 23.528	2	14 R. DE PUNIET 30.191	2	112 X. FORES 28.605	2	65 J. REA 32.491
3	65 J. REA 2.024	3	81 J. TORRES 23.559	3	7 C. DAVIES 30.277	3	66 T. SYKES 28.613	3	81 J. TORRES 32.549
4	112 X. FORES 2.025	4	22 A. LOWES 23.658	4	65 J. REA 30.304	4	65 J. REA 28.650	4	112 X. FORES 32.557
5	66 T. SYKES 2.035	5	15 M. BAIOTTO 23.667	5	112 X. FORES 30.346	5	14 R. DE PUNIET 28.730	5	66 T. SYKES 32.689
6	22 A. LOWES 2.042	6	7 C. DAVIES 23.675	6	22 A. LOWES 30.379	6	22 A. LOWES 28.751	6	60 M. VD MARK 32.754
7	7 C. DAVIES 2.046	7	91 L. HASLAM 23.693	7	81 J. TORRES 30.431	7	91 L. HASLAM 28.779	7	7 C. DAVIES 32.793
8	36 L. MERCADO 2.049	8	60 M. VD MARK 23.696	8	91 L. HASLAM 30.449	8	60 M. VD MARK 28.799	8	22 A. LOWES 32.808
9	60 M. VD MARK 2.051	9	14 R. DE PUNIET 23.802	9	60 M. VD MARK 30.536	9	81 J. TORRES 28.816	9	14 R. DE PUNIET 32.842
10	14 R. DE PUNIET 2.058	10	112 X. FORES 23.851	10	36 L. MERCADO 30.561	10	36 L. MERCADO 28.950	10	36 L. MERCADO 32.860
11	15 M. BAIOTTO 2.078	11	36 L. MERCADO 24.038	11	15 M. BAIOTTO 30.605	11	44 D. SALOM 29.138	11	44 D. SALOM 32.952
12	44 D. SALOM 2.081	12	44 D. SALOM 24.121	12	44 D. SALOM 30.935	12	15 M. BAIOTTO 29.158	12	15 M. BAIOTTO 33.043

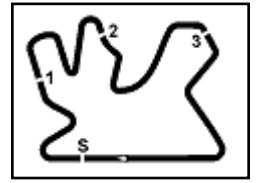




Losail, 16-17-18 October 2015

Superbike - Ideal Times Superpole 2

No.	Rider	Nat	Bike	Seg. 1	Seg. 2	Seg. 3	Seg. 4	Seg. 5	Ideal Time	Lap Time	Pos.	Diff.
1	66 T. SYKES	GBR	Kawasaki ZX-10R	2.035	23.301	30.182	28.613	32.689	1'56.820	1'56.821	1	0.001
2	65 J. REA	GBR	Kawasaki ZX-10R	2.024	23.528	30.304	28.650	32.491	1'56.997	1'56.997	2	0.000
3	7 C. DAVIES	GBR	Ducati Panigale R	2.046	23.675	30.277	28.560	32.793	1'57.351	1'57.406	4	0.055
4	81 J. TORRES	ESP	Aprilia RSV4 RF	2.006	23.559	30.431	28.816	32.549	1'57.361	1'57.601	6	0.240
5	112 X. FORES	ESP	Ducati Panigale R	2.025	23.851	30.346	28.605	32.557	1'57.384	1'57.384	3	0.000
6	91 L. HASLAM	GBR	Aprilia RSV4 RF	1.991	23.693	30.449	28.779	32.478	1'57.390	1'57.449	5	0.059
7	14 R. DE PUNIET	FRA	Suzuki GSX-R1000	2.058	23.802	30.191	28.730	32.842	1'57.623	1'57.644	8	0.021
8	22 A. LOWES	GBR	Suzuki GSX-R1000	2.042	23.658	30.379	28.751	32.808	1'57.638	1'57.638	7	0.000
9	60 M. VD MARK	NED	Honda CBR1000RR SP	2.051	23.696	30.536	28.799	32.754	1'57.836	1'58.034	9	0.198
10	36 L. MERCADO	ARG	Ducati Panigale R	2.049	24.038	30.561	28.950	32.860	1'58.458	1'58.565	10	0.107
11	15 M. BAIOCOCCO	ITA	Ducati Panigale R	2.078	23.667	30.605	29.158	33.043	1'58.551	1'58.741	11	0.190
12	44 D. SALOM	ESP	Kawasaki ZX-10R	2.081	24.121	30.935	29.138	32.952	1'59.227	1'59.289	12	0.062
Overall Ideal Time				1.991	23.301	30.182	28.560	32.478	1'56.512			



Losail, 16-17-18 October 2015
Superbike - Chronological Analysis Superpole 2

Losail 5.380 m

1 / 1

Table for 1st place: 66 T. SYKES (1'56.821). Columns: Lap, Seg. 1-5, Lap Time, km/h, Local Time. Rows: 1-6.

Table for 2nd place: 65 J. REA (1'56.997). Columns: Lap, Seg. 1-5, Lap Time, km/h, Local Time. Rows: 1-6.

Table for 3rd place: 112 X. FORES (1'57.384). Columns: Lap, Seg. 1-5, Lap Time, km/h, Local Time. Rows: 1-6.

Table for 4th place: 7 C. DAVIES (1'57.406). Columns: Lap, Seg. 1-5, Lap Time, km/h, Local Time. Rows: 1-6.

Table for 5th place: 91 L. HASLAM (1'57.449). Columns: Lap, Seg. 1-5, Lap Time, km/h, Local Time. Rows: 1-6.

Table for 6th place: 81 J. TORRES (1'57.601). Columns: Lap, Seg. 1-5, Lap Time, km/h, Local Time. Rows: 1-6.

Table for 7th place: 22 A. LOWES (1'57.638). Columns: Lap, Seg. 1-5, Lap Time, km/h, Local Time. Rows: 1-6.

Table for 8th place: 14 R. DE PUNIET (1'57.644). Columns: Lap, Seg. 1-5, Lap Time, km/h, Local Time. Rows: 1-6.

Table for 9th place: 60 M. VD MARK (1'58.034). Columns: Lap, Seg. 1-5, Lap Time, km/h, Local Time. Rows: 1-6.

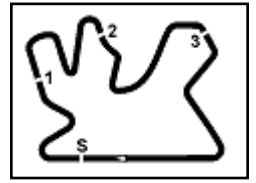
Summary table for top 6 riders showing lap times for each segment and overall lap time.

Table for 10th place: 36 L. MERCADO (1'58.565). Columns: Lap, Seg. 1-5, Lap Time, km/h, Local Time. Rows: 1-2.

Table for 11th place: 15 M. BAIOTTO (1'58.741). Columns: Lap, Seg. 1-5, Lap Time, km/h, Local Time. Rows: 1-6.

Table for 12th place: 44 D. SALOM (1'59.289). Columns: Lap, Seg. 1-5, Lap Time, km/h, Local Time. Rows: 1-5.

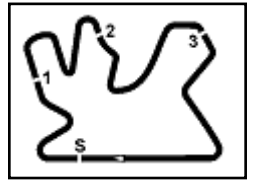
P = Pits In/Out - C = Lap-Time Cancelled



Losail 5.380 m

Losail, 16-17-18 October 2015
Superbike - TISSOT- Superpole Award Superpole 2

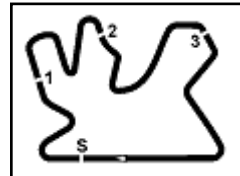
Points	Points From First	Points From Previous	February 22	March 22	April 12	April 19	May 10	May 24	June 7	June 21	July 19	August 2	September 20	October 4	October 18			
			PHILLIP ISLAND	BURIRAM	ARAGON	ASSEN	IMOLA	DONINGTON PARK	PORTIMÃO	MISANO	LAGUNA SECA	SEPANG	JEREZ	MAGNY COURS	LOSAIL			
1 SYKES Tom (GBR)	247		8	13	16	25	20	25	20	25	13	25	25	7	25			
2 REA Jonathan (GBR)	220	27	25	25	13	20	16	20	8	13	11	9	20	20	20			
3 HASLAM Leon (GBR)	191	56	29	16	20	25	16	11	13	11	20	10	8	5	25	11		
4 DAVIES Chaz (GBR)	178	69	13	20	10	20	13	13	10	16	5	25	10	10	13	13		
5 TORRES Jordi (ESP)	128	119	50	9	11	9	8	10	3	7	10	16	20	11	4	10		
6 LOWES Alex (GBR)	123	124	5	11	16	8	10	5	11	13	9	8	11	7	5	9		
7 GIUGLIANO Davide (ITA)	102	145	21				25	16	25	16	20							
8 GUINTOLI Sylvain (FRA)	90	157	12	7	7	2	7	1	7	9	7	7	16	6	11	3		
9 VD MARK Michael (NED)	77	170	13	13	8	5	11	7	4	3	1	1	3	13	1	7		
10 BAIOTTO Matteo (ITA)	65	182	12	6	4	3	3	2	8	10	4	3	6	8	3	5		
11 BADOVINI Ayrton (ITA)	56	191	9			10	2	8	5	6	8	4	4		8	1		
12 CANEPA Niccolò (ITA)	52	195	4								2	9	7	16	16	2		
13 MERCADO Leandro (ARG)	52	195	0	4	6	6	6	9	1	5	3	2		2	2	6		
14 CAMIER Leon (GBR)	43	204	9	1	1	1	5	4	9	2		6	2	3	9			
15 SALOM David (ESP)	43	204	0	5	5	4		6	6	4		5		4		4		
16 FORES Xavi (ESP)	36	211	7			11	9									16		
17 TEROL Nicolas (ESP)	25	222	11	10	2	7	4		2									
18 BIAGGI Max (ITA)	24	223	1								11	13						
19 DE PUNNET Randy (FRA)	17	230	7	3								5	1		8			
20 PIRRO Michele (ITA)	15	232	2								6		9					
21 BAYLISS Troy (AUS)	11	236	4	2	9													
22 SCASSA Luca (ITA)	10	237	1												10			
23 REITERBERGER Markus (GER)	6	241	4												6			
24 FABRIZIO Michel (ITA)	3	244	3				3											



Losail 5.380 m

Losail, 16-17-18 October 2015
Superbike - TISSOT- Superpole Award Superpole 2

	Points	Points From First	Points From Previous	February 22 PHILLIP ISLAND	March 22 BURIRAM	April 12 ARAGON	April 19 ASSEN	May 10 IMOLA	May 24 DONINGTON PARK	June 7 PORTIMÃO	June 21 MISANO	July 19 LAGUNA SECA	August 2 SEPANG	September 20 JEREZ	October 4 MAGNY COURS	October 18 LOSAIL			
25 BARRIER Sylvain (FRA)	3	244	0		3														
26 RAMOS Román (ESP)	3	244	0				1			1			1						



Losail, 16-17-18 October 2015

Superbike - Superpole Ranking

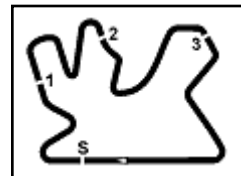
	2012	2013	2014	2015
01 Phillip Island	Sykes (Gbr) Kaw 1'31.323 (175,2 Km/h)	Checa (Esp) Duc 1'30.234 (177,3 Km/h)	Guintoli (Fra) Apr 1'30.038 (177,7 Km/h)	Rea (Gbr) Kaw 1'31.212 (175,4 Km/h)
02 Buriram				Rea (Gbr) Kaw 1'33.382 (175,6 Km/h)
03 Aragon	Sykes (Gbr) Kaw 1'56.552 (165,1 Km/h)	Sykes (Gbr) Kaw 1'56.339 (165,4 Km/h)	Sykes (Gbr) Kaw 1'56.479 (165,2 Km/h)	Haslam (Gbr) Apr 1'49.664 (175,4 Km/h)
04 Assen	Sykes (Gbr) Kaw 1'35.399 (171,4 Km/h)	Sykes (Gbr) Kaw 1'35.043 (172,0 Km/h)	Baz (Fra) Kaw 1'34.357 (173,3 Km/h)	Sykes (Gbr) Kaw 1'34.789 (172,5 Km/h)
05 Imola	Sykes (Gbr) Kaw 1'46.748 (166,5 Km/h)	Sykes (Gbr) Kaw 1'45.981 (167,7 Km/h)	Rea (Gbr) Hon 1'46.289 (167,2 Km/h)	Giugliano (Ita) Duc 1'46.382 (167,0 Km/h)
06 Donington	Sykes (Gbr) Kaw 1'27.716 (165,1 Km/h)	Sykes (Gbr) Kaw 1'27.378 (165,7 Km/h)	Giugliano (Ita) Duc 1'44.903 (138,1 Km/h)	Sykes (Gbr) Kaw 1'27.071 (166,3 Km/h)
07 Portimao	Sykes (Gbr) Kaw 1'41.415 (163,0 Km/h)	Sykes (Gbr) Kaw 1'41.360 (163,1 Km/h)	Sykes (Gbr) Kaw 1'42.484 (161,3 Km/h)	Giugliano (Ita) Duc 1'41.764 (162,4 Km/h)
08 Misano Adriatico	Sykes (Gbr) Kaw 1'35.375 (159,5 Km/h)		Sykes (Gbr) Kaw 1'34.883 (160,3 Km/h)	Sykes (Gbr) Kaw 1'34.214 (161,5 Km/h)
09 Laguna Seca		Guintoli (Fra) Apr 1'22.683 (157,2 Km/h)	Sykes (Gbr) Kaw 1'21.811 (158,9 Km/h)	Davies (Gbr) Duc 1'22.101 (158,3 Km/h)
10 Sepang			Guintoli (Fra) Apr 2'03.002 (162,2 Km/h)	Sykes (Gbr) Kaw 2'03.240 (161,9 Km/h)
11 Jerez		Lavery (Irl) Apr 1'40.620 (158,2 Km/h)	Baz (Fra) Kaw 1'40.298 (158,8 Km/h)	Sykes (Gbr) Kaw 1'40.292 (158,8 Km/h)
12 Magny-Cours	Sykes (Gbr) Kaw 1'36.950 (163,8 Km/h)	Sykes (Gbr) Kaw 1'38.592 (161,1 Km/h)	Sykes (Gbr) Kaw 1'36.366 (164,8 Km/h)	Haslam (Gbr) Apr 1'56.404 (136,4 Km/h)
13 Losail			Giugliano (Ita) Duc 1'57.033 (165,5 Km/h)	Sykes (Gbr) Kaw 1'56.821 (165,8 Km/h)

2015

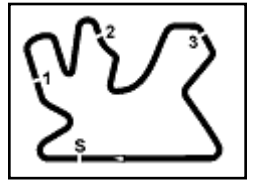
6	T. Sykes
2	J. Rea
2	D. Giugliano
2	L. Haslam
1	C. Davies

ALL TIMES

43	T. Corser	6	J. Kocinski	2	D. Tardozzi
30	T. Sykes	6	C. Crutchlow	2	A. Yanagawa
26	T. Bayliss	6	J. Rea	2	M. Lucchinelli
21	C. Fogarty	5	D. Giugliano	2	B. Bostrom
17	D. Polen	5	M. Biaggi	2	B. Monti
16	N. Hodgson	4	F. Merkel	2	M. Campbell
15	C. Edwards	4	J. Toseland	2	Y. Nagai
11	B. Spies	4	S. Guintoli	2	M. Neukirchner
10	P. Chili	3	S. Mertens	2	L. Baz
10	C. Checa	3	R. Phillis	2	E. Lavery
9	R. Roche	3	S. Martin	1	M. Doohan
8	G. Falappa	3	C. Vermeulen	1	D. Chandler
8	S. Russell	3	Y. Kagayama	1	P. Goddard
8	A. Slight	3	L. Haslam	1	M. Dowson
7	N. Haga	3	J. Smrz	1	A. Vieira
7	R. Laconi	2	A. Gobert	1	T. Kipp


Losail, 16-17-18 October 2015
Superbike - Best Laps & Speeds

No.	Rider		Best Lap		FP1		FP2		FP3		SP1		SP2	
	Nat	Bike	laps	speed	laps	speed	laps	speed	laps	speed	laps	speed	laps	speed
1	66	SYKES Tom	1'56.821		1'59.524		1'58.637		1'58.942		1'56.821			
	GBR	Kawasaki ZX-10R	51	310	16	305	14	310	15	309	6	308		
2	65	REA Jonathan	1'56.997		1'59.249		1'58.252		1'58.277		1'56.997			
	GBR	Kawasaki ZX-10R	54	311	14	305	16	311	19	309	5	309		
3	112	FORES Xavi	1'57.384		2'01.608		1'59.039		1'58.948		1'57.384			
	ESP	Ducati Panigale R	38	309	5	303	14	309	14	309	5	307		
4	7	DAVIES Chaz	1'57.406		1'59.807		1'58.656		1'58.460		1'57.406			
	GBR	Ducati Panigale R	56	310	15	305	15	309	20	310	6	306		
5	91	HASLAM Leon	1'57.449		2'00.154		1'58.993		1'58.223		1'57.449			
	GBR	Aprilia RSV4 RF	49	315	13	308	16	312	15	315	5	314		
6	81	TORRES Jordi	1'57.601		1'58.744		1'58.406		1'58.044		1'57.601			
	ESP	Aprilia RSV4 RF	53	317	19	312	16	317	12	314	6	312		
7	22	LOWES Alex	1'57.638		1'59.999		1'59.448		1'58.330		1'57.638			
	GBR	Suzuki GSX-R1000	46	307	13	307	10	307	17	306	6	306		
8	14	DE PUNIET Randy	1'57.644		2'00.049		1'59.170		1'58.959		1'57.644			
	FRA	Suzuki GSX-R1000	50	308	14	308	15	305	15	307	6	303		
9	60	VD MARK Michael	1'58.034		1'59.597		1'58.936		1'58.059		1'58.034			
	NED	Honda CBR1000RR SP	57	311	16	306	17	311	18	309	6	303		
10	44	SALOM David	1'58.481		2'00.536		1'59.991		1'59.421		1'58.481		1'59.289	
	ESP	Kawasaki ZX-10R	55	306	15	300	14	305	15	306	6	303	5	300
11	36	MERCADO Leandro	1'58.565		2'02.647		2'00.974		1'59.830		1'58.676		1'58.565	
	ARG	Ducati Panigale R	57	310	17	303	16	304	15	307	7	310	2	305
12	15	BAIOCCO Matteo	1'58.741		2'00.791		1'59.889		1'59.025		1'58.741			
	ITA	Ducati Panigale R	52	304	15	300	14	304	17	304	6	300		
13	1	GUINTOLI Sylvain	1'58.768		2'00.418		2'00.105		1'59.460		1'58.768			
	FRA	Honda CBR1000RR SP	29	309	3	309	9	305	13	305	4	303		
14	59	CANEPA Niccolò	1'58.941		2'00.315		1'59.820		1'59.058		1'58.941			
	ITA	Ducati Panigale R	50	308	15	300	15	308	15	305	5	302		
15	86	BADOVINI Ayrton	1'59.229		2'02.932		2'00.050		1'59.758		1'59.229			
	ITA	BMW S1000 RR	47	311	12	303	15	311	14	308	6	309		
16	2	CAMIER Leon	1'59.256		2'02.325		2'00.186		1'59.746		1'59.256			
	GBR	MV Agusta F4 RR	53	304	16	298	14	303	17	300	6	304		
17	23	PONSSON Christophe	1'59.339		2'03.262		2'01.159		2'00.779		1'59.339			
	FRA	Kawasaki ZX-10R	59	303	17	298	18	298	17	297	7	303		
18	40	RAMOS Román	1'59.928		2'01.812		2'01.065		2'00.508		1'59.928			
	ESP	Kawasaki ZX-10R	58	302	18	300	16	301	18	302	6	301		
19	45	VIZZIELLO Gianluca	2'01.225		2'02.439		2'01.300		2'01.225		2'01.565			
	ITA	Kawasaki ZX-10R	45	294	11	293	15	293	13	294	6	292		
20	75	RIZMAYER Gábor	2'02.160		2'03.073		2'02.341		2'02.160		2'02.827			
	HUN	BMW S1000 RR	52	307	16	293	14	300	15	307	7	301		
21	48	PHILLIS Alex	2'03.535		2'06.589		2'04.662		2'03.535					
	AUS	Kawasaki ZX-10R	43	292	16	289	11	291	16	292				



Losail 5.380 m

Losail, 16-17-18 October 2015
Superbike - Best Laps & Speeds

No.	Rider		Best Lap		FP1		FP2		FP3		SP1		SP2	
	Nat	Bike	laps	speed	laps	speed	laps	speed	laps	speed	laps	speed	laps	speed
22	10	TOTH Imre		2'03.851		2'04.302		2'03.851		2'05.098				
		HUN	44	302	16	299	15	301	13				302	

