
Losail, 16-17-18 October 2015
Superbike - Results Warm-Up

Losail 5.380 m

1 / 2

No.	Rider	Nat	Team	Bike	Time	Gap	Rel.	Laps	Speed	
									Avg	Max
1	66 T. SYKES	GBR	Kawasaki Racing Team	Kawasaki ZX-10R	1'57.678			7	164,585	309,5
2	65 J. REA	GBR	Kawasaki Racing Team	Kawasaki ZX-10R	1'58.050	0.372	0.372	8	164,066	311,2
3	81 J. TORRES	ESP	Aprilia Racing Team - Red Devils	Aprilia RSV4 RF	1'58.274	0.596	0.224	7	163,755	314,0
4	22 A. LOWES	GBR	VOLTCOM Crescent Suzuki	Suzuki GSX-R1000	1'58.423	0.745	0.149	8	163,549	310,3
5	91 L. HASLAM	GBR	Aprilia Racing Team - Red Devils	Aprilia RSV4 RF	1'58.504	0.826	0.081	6	163,438	316,7
6	7 C. DAVIES	GBR	Aruba.it Racing-Ducati SBK Team	Ducati Panigale R	1'58.642	0.964	0.138	8	163,247	310,3
7	1 S. GUINTOLI	FRA	PATA Honda World Superbike Team	Honda CBR1000RR SP	1'58.761	1.083	0.119	8	163,084	311,2
8	112 X. FORES	ESP	Aruba.it Racing-Ducati SBK Team	Ducati Panigale R	1'58.872	1.194	0.111	5	162,932	305,9
9	44 D. SALOM	ESP	Team Pedercini	Kawasaki ZX-10R	1'59.212	1.534	0.340	7	162,467	305,9
10	60 M. VD MARK	NED	PATA Honda World Superbike Team	Honda CBR1000RR SP	1'59.417	1.739	0.205	5	162,188	308,6
11	86 A. BADOVINI	ITA	BMW Motorrad Italia SBK Team	BMW S1000 RR	1'59.544	1.866	0.127	8	162,016	309,5
12	14 R. DE PUNIET	FRA	VOLTCOM Crescent Suzuki	Suzuki GSX-R1000	1'59.615	1.937	0.071	6	161,919	310,3
13	36 L. MERCADO	ARG	BARNI Racing Team	Ducati Panigale R	1'59.828	2.150	0.213	8	161,632	307,7
14	59 N. CANEPA	ITA	Althea Racing	Ducati Panigale R	2'00.032	2.354	0.204	7	161,357	306,8
15	2 L. CAMIER	GBR	MV Agusta Reparto Corse	MV Agusta F4 RR	2'00.171	2.493	0.139	8	161,170	302,5
16	23 C. PONSSON	FRA	Team Pedercini	Kawasaki ZX-10R	2'00.699	3.021	0.528	7	160,465	303,4
17	40 R. RAMOS	ESP	Team Go Eleven	Kawasaki ZX-10R	2'00.872	3.194	0.173	7	160,236	299,2
18	45 G. VIZZIELLO	ITA	Grillini SBK Team	Kawasaki ZX-10R	2'00.922	3.244	0.050	5	160,169	292,7
19	75 G. RIZMAYER	HUN	BMW Team Toth	BMW S1000 RR	2'02.346	4.668	1.424	8	158,305	300,8
20	48 A. PHILLIS	AUS	Grillini SBK Team	Kawasaki ZX-10R	2'03.983	6.305	1.637	4	156,215	292,7
21	10 I. TOTH	HUN	BMW Team Toth	BMW S1000 RR	2'04.588	6.910	0.605	7	155,456	302,5

Qualifying Lap Time (107% of 1'57.678): 2'05.916

AIR	Humidity:	53%	Temp:	33°C
TRACK	Condition:	Dry	Temp:	40°C

Lap Record:	2014 S.Guintoli	1'57.906	164,270	Km/h
Best Lap:	2015 T.Sykes	1'56.821	165,790	Km/h

18/10/2015

 Start
17:15

 End
17:32

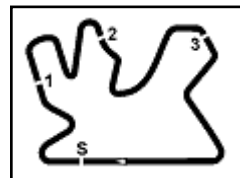
The results are provisional until the end of the time limit for protests and appeals and the completion of the technical checks.

FCR PERGGIA TIMING


Official Tyre Supplier



Official Timekeeper


Losail, 16-17-18 October 2015
Superbike - Results Warm-Up
Session Highlights

17.15.01		Start
17.22.03	Lowes	On the Gravel - Re-Joined - Turn 1
17.23.57	Ponsson	On the Gravel - Re-Joined - Turn 1
17.25.58	Vizziello	On the Gravel - Re-Joined - Turn 1
17.27.12	Mercado	On the Gravel - Re-Joined - Turn 11
17.32.25		End Of Session

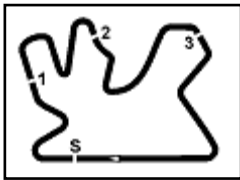
Fastest Laps Sequence

No.	Rider	Nat	Team	Bike	Local Time	Time	Gap	Avg
81	J. TORRES	ESP	Aprilia Racing Team - Red Devils	Aprilia RSV4 RF	17:17'10.733	2'09.600		149,444
65	J. REA	GBR	Kawasaki Racing Team	Kawasaki ZX-10R	17:17'11.435	2'08.756	-0.844	150,424
60	M. VD MARK	NED	PATA Honda World Superbike Team	Honda CBR1000RR SP	17:17'45.743	2'07.826	-0.930	151,518
81	J. TORRES	ESP	Aprilia Racing Team - Red Devils	Aprilia RSV4 RF	17:19'09.064	1'58.331	-9.495	163,676
65	J. REA	GBR	Kawasaki Racing Team	Kawasaki ZX-10R	17:19'09.485	1'58.050	-0.281	164,066
66	T. SYKES	GBR	Kawasaki Racing Team	Kawasaki ZX-10R	17:20'21.834	1'57.866	-0.184	164,322
66	T. SYKES	GBR	Kawasaki Racing Team	Kawasaki ZX-10R	17:22'19.512	1'57.678	-0.188	164,585

 18/10/2015
 Start 17:15
 End 17:32

The results are provisional until the end of the time limit for protests and appeals and the completion of the technical checks.

FCR PERDIA TIMING

Losail, 16-17-18 October 2015
Superbike - Best Sector & Speed Warm-Up

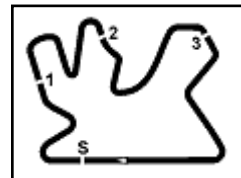
Losail 5.380 m

Best Lap		
1	66 T. SYKES	Kawasaki ZX-10R 1'57.678
2	65 J. REA	Kawasaki ZX-10R 1'58.050
3	81 J. TORRES	Aprilia RSV4 RF 1'58.274
4	22 A. LOWES	Suzuki GSX-R1000 1'58.423
5	91 L. HASLAM	Aprilia RSV4 RF 1'58.504
6	7 C. DAVIES	Ducati Panigale R 1'58.642
7	1 S. GUINTOLI	Honda CBR1000RR SP 1'58.761
8	112 X. FORES	Ducati Panigale R 1'58.872
9	44 D. SALOM	Kawasaki ZX-10R 1'59.212
10	60 M. VD MARK	Honda CBR1000RR SP 1'59.417
11	86 A. BADOVINI	BMW S1000 RR 1'59.544
12	14 R. DE PUNIET	Suzuki GSX-R1000 1'59.615
13	36 L. MERCADO	Ducati Panigale R 1'59.828
14	59 N. CANEPA	Ducati Panigale R 2'00.032
15	2 L. CAMIER	MV Austa F4 RR 2'00.171
16	23 C. PONSSON	Kawasaki ZX-10R 2'00.699
17	40 R. RAMOS	Kawasaki ZX-10R 2'00.872
18	45 G. VIZZIELLO	Kawasaki ZX-10R 2'00.922
19	75 G. RIZMAYER	BMW S1000 RR 2'02.346
20	48 A. PHILLIS	Kawasaki ZX-10R 2'03.983
21	10 I. TOTH	BMW S1000 RR 2'04.588

Top Speeds		
1	91 L. HASLAM	Aprilia RSV4 RF 316.7
2	81 J. TORRES	Aprilia RSV4 RF 314.0
3	65 J. REA	Kawasaki ZX-10R 311.2
4	1 S. GUINTOLI	Honda CBR1000RR SP 311.2
5	14 R. DE PUNIET	Suzuki GSX-R1000 310.3
6	7 C. DAVIES	Ducati Panigale R 310.3
7	22 A. LOWES	Suzuki GSX-R1000 310.3
8	86 A. BADOVINI	BMW S1000 RR 309.5
9	66 T. SYKES	Kawasaki ZX-10R 309.5
10	60 M. VD MARK	Honda CBR1000RR SP 308.6
11	36 L. MERCADO	Ducati Panigale R 307.7
12	59 N. CANEPA	Ducati Panigale R 306.8
13	112 X. FORES	Ducati Panigale R 305.9
14	44 D. SALOM	Kawasaki ZX-10R 305.9
15	23 C. PONSSON	Kawasaki ZX-10R 303.4
16	2 L. CAMIER	MV Austa F4 RR 302.5
17	10 I. TOTH	BMW S1000 RR 302.5
18	75 G. RIZMAYER	BMW S1000 RR 300.8
19	40 R. RAMOS	Kawasaki ZX-10R 299.2
20	48 A. PHILLIS	Kawasaki ZX-10R 292.7
21	45 G. VIZZIELLO	Kawasaki ZX-10R 292.7

Seg. 1		Seg. 2		Seg. 3		Seg. 4		Seg. 5	
1	91 L. HASLAM 1.965	1	66 T. SYKES 23.601	1	66 T. SYKES 30.529	1	66 T. SYKES 28.763	1	91 L. HASLAM 32.691
2	81 J. TORRES 1.995	2	65 J. REA 23.622	2	65 J. REA 30.561	2	65 J. REA 28.935	2	81 J. TORRES 32.697
3	1 S. GUINTOLI 2.004	3	81 J. TORRES 23.662	3	22 A. LOWES 30.575	3	91 L. HASLAM 28.943	3	66 T. SYKES 32.722
4	86 A. BADOVINI 2.005	4	22 A. LOWES 23.699	4	7 C. DAVIES 30.631	4	81 J. TORRES 28.947	4	65 J. REA 32.729
5	14 R. DE PUNIET 2.009	5	7 C. DAVIES 23.753	5	81 J. TORRES 30.633	5	22 A. LOWES 28.965	5	1 S. GUINTOLI 32.905
6	65 J. REA 2.011	6	1 S. GUINTOLI 23.809	6	91 L. HASLAM 30.693	6	7 C. DAVIES 29.064	6	7 C. DAVIES 32.915
7	7 C. DAVIES 2.016	7	44 D. SALOM 23.898	7	1 S. GUINTOLI 30.729	7	112 X. FORES 29.125	7	22 A. LOWES 32.917
8	60 M. VD MARK 2.018	8	60 M. VD MARK 23.915	8	44 D. SALOM 30.800	8	1 S. GUINTOLI 29.185	8	86 A. BADOVINI 32.946
9	22 A. LOWES 2.019	9	112 X. FORES 23.916	9	112 X. FORES 30.809	9	36 L. MERCADO 29.195	9	112 X. FORES 32.965
10	66 T. SYKES 2.020	10	91 L. HASLAM 23.934	10	14 R. DE PUNIET 30.843	10	60 M. VD MARK 29.206	10	14 R. DE PUNIET 33.047
11	36 L. MERCADO 2.030	11	86 A. BADOVINI 24.019	11	60 M. VD MARK 30.925	11	86 A. BADOVINI 29.294	11	44 D. SALOM 33.091
12	59 N. CANEPA 2.040	12	14 R. DE PUNIET 24.020	12	59 N. CANEPA 30.964	12	59 N. CANEPA 29.312	12	36 L. MERCADO 33.188
13	112 X. FORES 2.041	13	2 L. CAMIER 24.037	13	86 A. BADOVINI 31.000	13	44 D. SALOM 29.355	13	60 M. VD MARK 33.194
14	44 D. SALOM 2.042	14	59 N. CANEPA 24.050	14	2 L. CAMIER 31.010	14	14 R. DE PUNIET 29.409	14	59 N. CANEPA 33.268
15	23 C. PONSSON 2.056	15	36 L. MERCADO 24.176	15	45 G. VIZZIELLO 31.030	15	2 L. CAMIER 29.466	15	23 C. PONSSON 33.364
16	10 I. TOTH 2.063	16	40 R. RAMOS 24.252	16	36 L. MERCADO 31.139	16	23 C. PONSSON 29.517	16	40 R. RAMOS 33.459
17	2 L. CAMIER 2.069	17	23 C. PONSSON 24.307	17	40 R. RAMOS 31.256	17	45 G. VIZZIELLO 29.538	17	2 L. CAMIER 33.502
18	40 R. RAMOS 2.077	18	45 G. VIZZIELLO 24.342	18	23 C. PONSSON 31.355	18	40 R. RAMOS 29.579	18	45 G. VIZZIELLO 33.761
19	75 G. RIZMAYER 2.083	19	75 G. RIZMAYER 24.668	19	75 G. RIZMAYER 31.575	19	75 G. RIZMAYER 29.965	19	75 G. RIZMAYER 33.953
20	45 G. VIZZIELLO 2.129	20	48 A. PHILLIS 25.087	20	48 A. PHILLIS 32.249	20	48 A. PHILLIS 30.358	20	48 A. PHILLIS 34.122
21	48 A. PHILLIS 2.132	21	10 I. TOTH 25.119	21	10 I. TOTH 32.316	21	10 I. TOTH 30.456	21	10 I. TOTH 34.245

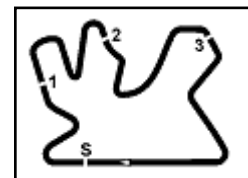




Losail, 16-17-18 October 2015

Superbike - Ideal Times Warm-Up

No.	Rider	Nat	Bike	Seg. 1	Seg. 2	Seg. 3	Seg. 4	Seg. 5	Ideal Time	Lap Time	Pos.	Diff.	
1	66 T. SYKES	GBR	Kawasaki ZX-10R	2.020	23.601	30.529	28.763	32.722	1'57.635	1'57.678	1	0.043	
2	65 J. REA	GBR	Kawasaki ZX-10R	2.011	23.622	30.561	28.935	32.729	1'57.858	1'58.050	2	0.192	
3	81 J. TORRES	ESP	Aprilia RSV4 RF	1.995	23.662	30.633	28.947	32.697	1'57.934	1'58.274	3	0.340	
4	22 A. LOWES	GBR	Suzuki GSX-R1000	2.019	23.699	30.575	28.965	32.917	1'58.175	1'58.423	4	0.248	
5	91 L. HASLAM	GBR	Aprilia RSV4 RF	1.965	23.934	30.693	28.943	32.691	1'58.226	1'58.504	5	0.278	
6	7 C. DAVIES	GBR	Ducati Panigale R	2.016	23.753	30.631	29.064	32.915	1'58.379	1'58.642	6	0.263	
7	1 S. GUINTOLI	FRA	Honda CBR1000RR SP	2.004	23.809	30.729	29.185	32.905	1'58.632	1'58.761	7	0.129	
8	112 X. FORES	ESP	Ducati Panigale R	2.041	23.916	30.809	29.125	32.965	1'58.856	1'58.872	8	0.016	
9	44 D. SALOM	ESP	Kawasaki ZX-10R	2.042	23.898	30.800	29.355	33.091	1'59.186	1'59.212	9	0.026	
10	60 M. VD MARK	NED	Honda CBR1000RR SP	2.018	23.915	30.925	29.206	33.194	1'59.258	1'59.417	10	0.159	
11	86 A. BADOVINI	ITA	BMW S1000 RR	2.005	24.019	31.000	29.294	32.946	1'59.264	1'59.544	11	0.280	
12	14 R. DE PUNIET	FRA	Suzuki GSX-R1000	2.009	24.020	30.843	29.409	33.047	1'59.328	1'59.615	12	0.287	
13	59 N. CANEPA	ITA	Ducati Panigale R	2.040	24.050	30.964	29.312	33.268	1'59.634	2'00.032	14	0.398	
14	36 L. MERCADO	ARG	Ducati Panigale R	2.030	24.176	31.139	29.195	33.188	1'59.728	1'59.828	13	0.100	
15	2 L. CAMIER	GBR	MV Agusta F4 RR	2.069	24.037	31.010	29.466	33.502	2'00.084	2'00.171	15	0.087	
16	23 C. PONSSON	FRA	Kawasaki ZX-10R	2.056	24.307	31.355	29.517	33.364	2'00.599	2'00.699	16	0.100	
17	40 R. RAMOS	ESP	Kawasaki ZX-10R	2.077	24.252	31.256	29.579	33.459	2'00.623	2'00.872	17	0.249	
18	45 G. VIZZIELLO	ITA	Kawasaki ZX-10R	2.129	24.342	31.030	29.538	33.761	2'00.800	2'00.922	18	0.122	
19	75 G. RIZMAYER	HUN	BMW S1000 RR	2.083	24.668	31.575	29.965	33.953	2'02.244	2'02.346	19	0.102	
20	48 A. PHILLIS	AUS	Kawasaki ZX-10R	2.132	25.087	32.249	30.358	34.122	2'03.948	2'03.983	20	0.035	
21	10 I. TOTH	HUN	BMW S1000 RR	2.063	25.119	32.316	30.456	34.245	2'04.199	2'04.588	21	0.389	
Overall Ideal Time				1.965	23.601	30.529	28.763	32.691	1'57.549				



Losail, 16-17-18 October 2015
Superbike - Chronological Analysis Warm-Up

Losail 5.380 m

4	2.090	24.037	31.322	29.556	33.655	2'00.660	300.8	17:23'24.999
5	2.107	25.067	31.090	29.546	40.287	2'08.097	296.7	17:25'33.096
6	2.141	24.531	31.257	29.764	33.590	2'01.283	293.5	17:27'34.379
7	2.102	24.056	31.143	29.581	33.546	2'00.428	297.5	17:29'34.807
8	2.096	24.056	31.010	29.487	33.522	2'00.171	298.3	17:31'34.978

16° 23 C. PONSSON (2'00.699)								
Lap	Seg. 1	Seg. 2	Seg. 3	Seg. 4	Seg. 5	Lap Time	km/h	Local Time
1	4.933	29.677	32.863	30.939	34.246	2'12.658 P	151.3	17:15'03.876
2	2.075	29.049	32.649	30.438	35.225	2'09.436	301.7	17:19'25.970
3	2.064	24.307	31.355	29.580	33.792	2'01.098	302.5	17:21'27.068
4	2.076	24.385	31.357	29.517	33.364	2'00.699	300.8	17:23'27.767
5	2.056	59.728	33.795	30.619	35.284	2'41.482	303.4	17:26'09.249
6	2.105	24.645	32.214	30.083	34.056	2'03.103	296.7	17:28'12.352
7	2.100	24.525	31.476	29.838	33.833	2'01.772	296.7	17:30'14.124

17° 40 R. RAMOS (2'00.872)								
Lap	Seg. 1	Seg. 2	Seg. 3	Seg. 4	Seg. 5	Lap Time	km/h	Local Time
1		27.567	33.216	29.820	33.669		140.4	17:17'12.775
2	2.088	24.516	31.512	29.742	33.757	2'01.615	297.5	17:19'14.390
3	2.113	24.521	31.256	29.579	33.545	2'01.014	293.5	17:21'15.404
4	2.108	24.317	31.292	29.636	33.547	2'00.900	295.1	17:23'16.304
5	2.116	25.700	32.439	31.988	37.538	2'09.781	295.1	17:25'26.085
6	2.078	24.314	31.418	29.706	33.459	2'00.975	299.2	17:27'27.060
7	2.128	25.838	33.629	29.738	33.927	2'05.260	291.9	17:29'32.320
8	2.077	24.252	31.413	29.652	33.478	2'00.872	299.2	17:31'33.192

18° 45 G. VIZZIELLO (2'00.922)								
Lap	Seg. 1	Seg. 2	Seg. 3	Seg. 4	Seg. 5	Lap Time	km/h	Local Time
1	12.001	28.779	32.869	30.620	34.004	2'18.273 P	136.7	17:14'56.039
2	2.129	24.675	31.528	29.914	33.883	2'02.129	292.7	17:19'16.441
3	2.154	24.454	31.194	29.722	33.847	2'01.371	288.8	17:21'17.812
4	2.155	27.043	36.248	29.538	33.785	2'08.769	288.0	17:23'26.581
5	2.133	24.342	31.030	29.656	33.761	2'00.922	292.7	17:25'27.503

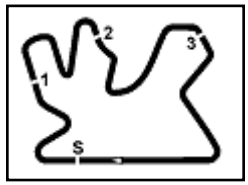
19° 75 G. RIZMAYER (2'02.346)								
Lap	Seg. 1	Seg. 2	Seg. 3	Seg. 4	Seg. 5	Lap Time	km/h	Local Time
1	9.634	31.235	34.038	31.066	34.618	2'20.591 P	139.0	17:14'58.753
2	2.083	30.623	32.550	30.259	34.115	2'09.630	300.0	17:19'28.974
3	2.106	24.891	31.882	30.071	33.968	2'02.918	296.7	17:21'31.892
4	2.091	28.023	36.384	36.106	34.271	2'16.875	300.8	17:23'48.767
5	2.110	24.855	31.625	30.028	34.054	2'02.672	296.7	17:25'51.439
6	2.126	24.856	31.746	30.107	34.165	2'03.000	293.5	17:27'54.439
7	2.131	24.705	31.575	29.965	33.970	2'02.346	292.7	17:29'56.785
8	2.133	24.668	31.576	30.070	33.953	2'02.400	293.5	17:31'59.185

20° 48 A. PHILLIS (2'03.983)								
Lap	Seg. 1	Seg. 2	Seg. 3	Seg. 4	Seg. 5	Lap Time	km/h	Local Time
1	4.600	29.442	34.913	32.003	34.845	2'15.803 P	161.2	17:15'05.903
2	2.132	25.425	32.883	30.542	34.232	2'05.214	292.7	17:19'26.920
3	2.135	25.280	32.343	30.358	34.379	2'04.495	292.7	17:21'31.415
4	2.146	25.087	32.249	30.379	34.122	2'03.983	290.3	17:23'35.398

21° 10 I. TOTH (2'04.588)								
Lap	Seg. 1	Seg. 2	Seg. 3	Seg. 4	Seg. 5	Lap Time	km/h	Local Time
1	5.121	30.652	34.445	31.731	34.805	2'16.754 P	141.0	17:15'07.226
2	2.066	26.147	32.990	30.715	34.466	2'06.384	301.7	17:17'23.980
3	2.063	25.447	32.861	32.090	34.632	2'07.093	302.5	17:19'30.364
4	2.070	25.227	32.581	30.465	34.245	2'04.588	301.7	17:21'37.457
5	2.079	27.222	36.686	31.214	37.474	2'14.675	300.0	17:23'42.045
6	2.082	25.286	32.316	30.456	34.612	2'04.752	299.2	17:25'56.720
7	2.079	25.119	32.495	30.822	36.196	2'06.711	300.0	17:28'01.472
8								17:30'08.183

P = Pits In/Out - C = Lap-Time Cancelled





Losail, 16-17-18 October 2015
Superbike - Starting Grid - Race 1
17 Laps x 5,380 km = 91,460 km

Losail 5.380 m



1	66 SYKES T. Kawasaki 1'56.821 SP2	2	65 REA J. Kawasaki 1'56.997 SP2	3	112 FORES X. Ducati 1'57.384 SP2
2	7 DAVIES C. Ducati 1'57.406 SP2	5	91 HASLAM L. Aprilia 1'57.449 SP2	6	81 TORRES J. Aprilia 1'57.601 SP2
3	22 LOWES A. Suzuki 1'57.638 SP2	8	14 DE PUNIET R. Suzuki 1'57.644 SP2	9	60 VD MARK M. Honda 1'58.034 SP2
4	36 MERCADO L. Ducati 1'58.565 SP2	11	44 SALOM D. Kawasaki 1'59.289 SP2	12	1 GUINTOLI S. Honda 1'58.768 SP1
5	59 CANEPA N. Ducati 1'58.941 SP1	14	86 BADOVINI A. BMW 1'59.229 SP1	15	2 CAMIER L. MV Agusta 1'59.256 SP1
6	40 RAMOS R. Kawasaki 1'59.928 SP1	17	45 VIZZIELLO G. Kawasaki 2'01.565 SP1	18	75 RIZMAYER G. BMW 2'02.827 SP1
7	48 PHILLIS A. Kawasaki 2'03.535 FP	20	10 TOTH I. BMW 2'03.851 FP	21	23 PONSSON C. Kawasaki 1'59.339 SP1
8					

N. 23 C. Ponsson has been imposed the penalty to start the race from pit lane as per art. 1.21.22

Jury President

..... Race Director

