

Laguna Seca, 17-18-19 July 2015

Superbike - Chronological Analysis Free Practice 1st Session

Mazda Raceway 3.610 m

1° 1 S. GUINTOLI (1'24.239)								
Lap	Seg. 1	Seg. 2	Seg. 3	Seg. 4	Seg. 5	Lap Time	km/h	Local Time
1			20.268	22.432	27.526	1'44.010 P		11:15'28.874
2	2.255	21.443	18.315	21.361	26.553	1'29.927	238.7	11:17'12.884
3	2.259	20.591	18.048	20.932	26.332	1'28.162	242.4	11:20'10.973
4	2.257	20.394	17.712	19.915	25.335	1'25.613	245.8	11:21'36.586
5	2.237	20.329	17.592	19.702	25.414	1'25.274	247.5	11:23'01.860
6	2.249	20.099	17.612	19.664	25.430	1'25.054	246.9	11:24'26.914
7	2.254	22.012	18.551	20.120	16'04.400	17'07.337 P	245.8	11:41'34.251
8			18.646	21.137	25.774	1'36.979 P		11:43'11.230
9	2.233	21.267	19.380	22.144	5'57.143	7'02.167 P	249.2	11:50'13.397
10			18.730	20.549	25.795	1'34.472 P		11:51'47.869
11	2.265	20.389	17.914	19.791	25.465	1'25.824	245.2	11:53'13.693
12	2.249	20.523	17.959	19.986	5'07.137	6'07.854 P	247.5	11:59'21.547
13			18.510	20.985	25.899	1'36.822 P		12:00'58.369
14	2.277	20.437	17.818	19.788	25.596	1'25.916	244.7	12:02'24.285
15	2.275	20.505	17.736	19.612	25.740	1'25.868	241.9	12:03'50.153
16	2.261	20.384	17.738	20.283	25.628	1'26.294	244.7	12:05'16.447

2° 2 L. CAMIER (1'24.239)								
Lap	Seg. 1	Seg. 2	Seg. 3	Seg. 4	Seg. 5	Lap Time	km/h	Local Time
1			19.906	22.372	27.351	1'41.359 P		11:16'17.587
2	2.395	21.517	18.702	21.240	26.350	1'30.204	223.2	11:19'29.150
3	2.328	20.969	18.333	20.663	26.086	1'28.379	234.5	11:20'57.529
4	2.282	20.708	18.102	20.348	26.011	1'27.451	242.4	11:22'24.980
5	2.296	20.831	18.468	20.787	7'47.864	8'50.246 P	239.2	11:31'15.226
6			18.690	20.807	26.343	1'35.993 P		11:32'51.219
7	2.333	20.715	17.994	20.237	26.031	1'27.310	232.4	11:34'18.529
8	2.300	22.097	18.122	20.245	25.934	1'28.698	240.8	11:35'47.227
9	2.290	20.629	18.003	20.091	25.987	1'27.000	240.8	11:37'14.227
10	2.303	20.468	17.866	20.118	25.843	1'26.598	237.6	11:38'40.825
11	2.296	20.916	18.569	21.865	26.537	1'30.183	241.4	11:40'11.008
12	2.277	20.293	17.973	20.149	10'47.626	11'48.318 P	244.7	11:51'59.326
13			19.219	20.724	29.007	1'41.754 P		11:53'41.080
14	2.604	21.189	18.154	20.340	28.517	1'30.804	213.8	11:55'11.884
15	2.278	20.450	17.990	20.132	25.917	1'26.767	243.0	11:56'38.651
16	2.307	20.422	17.860	19.841	25.723	1'26.153	239.7	11:58'04.804
17	2.280	20.245	17.759	19.764	25.686	1'25.734	244.1	11:59'30.538
18	2.282	25.686	18.731	23.934	26.221	1'36.854	244.7	12:01'07.392
19	2.294	20.272	17.888	19.848	25.772	1'26.074	243.0	12:02'33.466
20	2.280	20.395	17.872	19.909	25.969	1'26.425	243.0	12:03'59.891
21	2.288	20.369	20.542	20.287	25.768	1'29.254	243.6	12:05'29.145

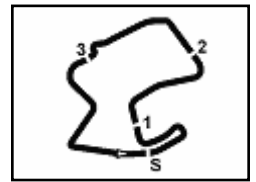
3° 7 C. DAVIES (1'24.239)								
Lap	Seg. 1	Seg. 2	Seg. 3	Seg. 4	Seg. 5	Lap Time	km/h	Local Time
1			19.937	20.978	28.152	1'41.383 P		11:15'25.314
2	2.268	20.450	17.979	20.024	26.585	1'27.306	238.1	11:18'34.003
3	2.218	20.103	17.986	20.214	25.652	1'26.173	246.4	11:20'00.176
4	2.228	20.784	19.529	21.550	26.744	1'30.835	245.2	11:21'31.011
5	2.212	20.007	17.576	19.518	25.332	1'24.645	249.2	11:22'55.656
6	2.231	20.014	17.827	19.617	25.334	1'25.023	244.7	11:24'20.679
7	2.210	20.014	17.559	19.551	25.317	1'24.651	250.4	11:25'45.330
8	2.212	19.996	17.511	19.558	25.172	1'24.449	249.8	11:27'09.779
9	2.224	22.186	19.254	20.837	11'33.881	12'38.382 P	246.4	11:39'48.161
10			18.577	20.403	25.801	1'33.591 P		11:41'21.752
11	2.224	20.014	17.544	19.515	25.259	1'24.556	248.7	11:42'46.308
12	2.239	20.082	17.754	27.499	11'10.008	12'17.582 P	245.2	11:55'03.890
13			18.786	19.927	25.645	1'34.734 P		11:56'38.624
14	2.238	20.187	17.624	19.597	25.176	1'24.822	244.7	11:58'03.446
15	2.226	19.985	17.715	19.485	25.216	1'24.627	248.1	11:59'28.073
16	2.214	19.953	17.527	19.474	25.289	1'24.457	248.1	12:00'52.530
17	2.227	20.006	17.581	19.523	25.217	1'24.554	247.5	12:02'17.084
18	2.209	22.992	18.722	20.773	29.901	1'34.597	248.7	12:03'51.681
19	2.205	20.104	17.683	19.982	26.368	1'26.342	250.4	12:05'18.023

4° 10 I. TOH (1'24.239)								
Lap	Seg. 1	Seg. 2	Seg. 3	Seg. 4	Seg. 5	Lap Time	km/h	Local Time
1			21.888	24.974	29.095	1'51.239 P		11:15'15.726
2	2.629	25.297	19.838	22.717	28.429	1'38.910	196.2	11:18'45.875
3	2.432	23.187	21.126	22.879	29.036	1'38.660	211.7	11:20'24.535
4	2.357	22.689	18.982	21.724	27.360	1'33.112	219.5	11:21'57.647
5	2.355	22.867	18.903	21.512	4'30.304	5'35.941 P	218.2	11:27'33.588
6			19.874	22.016	27.521	1'43.664 P		11:29'17.252
7	2.395	22.304	19.364	22.434	27.088	1'33.585	216.0	11:30'50.837
8	2.378	21.751	18.646	21.071	27.015	1'30.861	217.3	11:32'21.698
9	2.534	22.060	18.611	21.008	26.801	1'31.014	202.9	11:33'52.712
10	2.366	21.604	18.425	20.835	27.347	1'30.577	223.2	11:35'23.289
11	2.355	22.768	19.957	21.956	28.476	1'35.512	227.5	11:36'58.801
12	2.416	21.514	18.551	20.996	26.907	1'30.384	220.0	11:38'29.185

13	2.317	23.164	19.931	21.916	27.971	1'35.299	228.0	11:40'04.484
14	2.334	21.418	18.833	21.253	26.816	1'30.654	232.4	11:41'35.138
15	2.355	21.404	18.677	23.006	27.791	1'33.233	226.0	11:43'08.371
16	2.326	21.638	20.511	22.690	7'55.144	9'02.309 P	229.9	11:52'10.680
17			19.727	21.422	27.533	1'41.307 P		11:53'51.987
18	2.360	21.538	18.572	21.106	26.883	1'30.459	228.0	11:55'22.446
19	2.316	21.332	18.579	20.772	26.634	1'29.633	230.9	11:56'52.079
20	2.291	21.282	18.369	20.639	26.526	1'29.107	234.0	11:58'21.186
21	2.283	21.181	18.410	20.489	26.563	1'28.926	236.0	11:59'50.112
22	2.294	21.167	18.428	20.880	26.817	1'29.586	234.5	12:01'19.698
23	2.382	25.896	22.545	21.681	28.658	1'41.162	220.9	12:03'00.860
24	2.314	21.525	18.466	20.961	26.843	1'30.109	231.4	12:04'30.969
25	2.292	21.301	18.460	20.690	26.733	1'29.476	231.9	12:06'00.445

5° 14 R. DE PUNIET (1'24.239)								
Lap	Seg. 1	Seg. 2	Seg. 3	Seg. 4	Seg. 5	Lap Time	km/h	Local Time
1				19.513	23.300	29.303	1'44.109 P	11:15'28.749
2	2.689	22.131	19.248	20.629	25.970	1'30.667	207.2	11:18'43.525
3	2.289	20.606	18.181	20.623	26.686	1'28.385	229.0	11:20'11.910
4	2.309	20.508	17.850	20.085	25.718	1'26.470	235.0	11:21'38.380
5	2.254	20.351	18.889	23.300	34.012	1'38.836	243.0	11:23'17.216
6	2.226	20.301	17.744	20.058	25.545	1'25.874	244.7	11:24'43.090
7	2.341	21.309	18.206	20.141	6'58.162	8'00.159 P	217.3	11:32'43.249
8			18.383	20.148	26.059	1'36.345 P		11:34'19.594
9	2.291	20.413	17.733	19.944	25.866	1'26.247	240.3	11:35'45.841
10	2.263	24.089	19.448	28.904	34.389	1'49.093	241.9	11:37'34.934
11	2.241	20.506	17.773	19.858	25.318	1'25.696	243.0	11:39'00.630
12	2.241	20.181	17.540	19.897	25.281	1'25.140	243.6	11:40'25.770
13	2.245	20.404	18.594	21.732	10'36.417	11'39.392 P	244.1	11:52'05.162
14			18.304	20.324	27.837	1'36.114 P		11:53'41.276
15	2.229	20.300	17.731	19.593	25.525	1'25.378	244.1	11:55'06.654
16	2.259	22.284	18.604	20.378	29.454	1'32.979	246.4	11:56'39.633
17	2.228	20.374	17.717	19.755	25.449	1'25.523	248.7	11:58'05.156
18	2.263	23.559	18.693	19.894	25.467	1'29.876	233.4	11:59'35.032
19	2.237	20.360	18.820	24.249	45.539	1'51.205	246.4	12:01'26.237
20	2.275	20.606	17.714	19.896	25.457	1'25.948	243.6	12:02'52.185
21	2.264	21.265	20.778	23.570	37.599	1'45.476	244.7	12:04'37.661

6° 15 M. BAIOTTO (1'24.239)								
Lap	Seg. 1	Seg. 2	Seg. 3	Seg. 4	Seg. 5	Lap Time	km/h	Local Time
1				21.321	23.149	28.082	1'46.986 P	11:15'17.452
2	2.585	22.331	18.875	21.096	27.423	1'32.310	194.4	11:17'04.438
3	2.434	21.544	18.751	20.917	26.743	1'30.389	211.7	



Laguna Seca, 17-18-19 July 2015

Superbike - Chronological Analysis Free Practice 1st Session

Mazda Raceway 3.610 m

2 / 4

Lap	Seg. 1	Seg. 2	Seg. 3	Seg. 4	Seg. 5	Lap Time	km/h	Local Time
18	2.221	24.522	18.292	20.450	25.549	1'31.034	246.9	11:56'42.270
19	2.234	20.280	17.935	19.820	25.179	1'25.448	245.2	11:58'07.718
20	2.193	20.195	17.589	19.911	25.262	1'25.150	252.2	11:59'32.868
21	2.182	28.484	20.532	20.286	26.237	1'37.721	251.6	12:01'10.589
22	2.214	20.268	17.695	19.808	25.292	1'25.277	249.8	12:02'35.866
23	2.196	20.200	17.634	19.882	25.374	1'25.286	251.0	12:04'01.152
24	2.190	21.362	17.963	19.863	25.543	1'26.921	251.0	12:05'28.073

8° 23 C. PONSSON (1'24.239)								
Lap	Seg. 1	Seg. 2	Seg. 3	Seg. 4	Seg. 5	Lap Time	km/h	Local Time
1			21.362	24.305	29.362	1'52.340 P		11:15'38.220
2	2.523	23.623	19.369	22.507	27.863	1'35.885	211.3	11:19'06.445
3	2.349	22.695	19.194	21.843	27.630	1'33.711	226.5	11:20'40.156
4	2.337	21.932	18.840	21.125	26.960	1'31.194	229.0	11:22'11.350
5	2.333	21.795	18.773	21.183	26.773	1'30.857	229.4	11:23'42.207
6	2.332	21.718	18.658	21.058	26.863	1'30.629	229.9	11:25'12.836
7	2.332	21.335	18.482	21.197	26.864	1'30.210	227.5	11:26'43.046
8	2.309	21.486	18.557	21.003	27.033	1'30.388	234.0	11:28'13.434
9	2.338	21.392	18.577	21.167	26.684	1'30.158	226.5	11:29'43.592
10	2.339	23.210	18.902	21.349	7'28.704	8'34.504 P	226.5	11:38'18.096
11			20.578	22.051	29.096	1'45.730 P		11:40'03.826
12	2.350	21.790	18.772	21.168	26.997	1'31.077	230.4	11:41'34.903
13	2.310	21.384	18.711	21.664	26.782	1'30.851	233.4	11:43'05.754
14	2.361	21.425	19.398	21.375	6'32.737	7'37.296 P	227.5	11:50'43.050
15			20.200	21.851	27.308	1'41.696 P		11:52'24.746
16	2.327	21.518	18.426	23.589	27.672	1'33.532	231.4	11:53'58.278
17	2.316	21.351	18.523	20.924	26.663	1'29.777	231.4	11:55'28.055
18	2.310	21.152	18.513	20.656	26.826	1'29.457	231.4	11:56'57.512
19	2.302	21.196	18.394	20.593	26.737	1'29.222	231.9	11:58'26.734
20	2.288	21.146	18.231	20.470	26.316	1'28.451	235.0	11:59'55.185
21	2.288	21.142	18.251	20.595	26.326	1'28.602	235.0	12:01'23.787
22	2.319	23.088	18.607	20.641	26.292	1'30.947	228.0	12:02'54.734
23	2.303	21.126	18.362	20.479	26.211	1'28.481	232.9	12:04'23.215

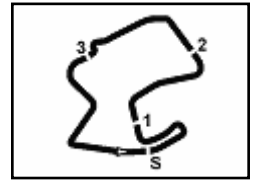
9° 34 D. GIUGLIANO (1'24.239)								
Lap	Seg. 1	Seg. 2	Seg. 3	Seg. 4	Seg. 5	Lap Time	km/h	Local Time
1			19.656	22.376	27.078	1'40.570 P		11:15'51.107
2	2.326	22.005	17.894	20.384	25.571	1'28.180	226.5	11:18'59.857
3	2.247	20.475	17.768	19.847	25.243	1'25.580	243.0	11:20'25.437
4	2.229	20.551	17.682	20.112	25.603	1'26.177	245.2	11:21'51.614
5	2.243	20.468	17.529	19.730	25.251	1'25.221	244.7	11:23'16.835
6	2.223	20.315	17.650	19.881	25.970	1'26.039	248.1	11:24'42.874
7	2.273	20.303	17.514	19.617	25.200	1'24.907	242.4	11:26'07.781
8	2.225	20.241	17.579	19.743	25.163	1'24.951	251.0	11:27'32.732
9	2.225	22.773	20.635	22.693	7'19.674	8'28.000 P	248.7	11:36'00.732
10			18.222	20.215	25.422	1'33.686 P		11:37'34.418
11	2.220	20.300	17.558	19.653	25.126	1'24.857	250.4	11:38'59.275
12	2.232	20.193	17.629	19.580	25.118	1'24.752	246.9	11:40'24.027
13	2.216	20.185	17.598	19.675	25.147	1'24.821	251.0	11:41'48.848
14	2.231	20.149	17.614	19.564	25.034	1'24.592	246.9	11:43'13.440
15	2.215	23.829	25.097	24.364	8'55.142	10'10.647 P	250.4	11:53'24.087
16			18.251	20.148	25.203	1'32.981 P		11:54'57.068
17	2.226	20.058	17.590	19.569	25.196	1'24.639	249.2	11:56'21.707

10° 36 L. MERCADO (1'24.239)								
Lap	Seg. 1	Seg. 2	Seg. 3	Seg. 4	Seg. 5	Lap Time	km/h	Local Time
1			21.981	22.717	28.632	1'48.287 P		11:15'30.515
2	2.495	22.790	19.021	21.610	28.045	1'33.961	212.1	11:18'52.763
3	2.365	21.973	18.896	20.883	26.427	1'30.544	221.4	11:20'23.307
4	2.312	21.491	18.435	20.396	26.559	1'29.193	229.4	11:21'52.500
5	2.323	21.055	18.304	20.505	26.059	1'28.246	228.5	11:23'20.746
6	2.283	21.250	18.321	20.347	26.132	1'28.333	232.9	11:24'49.079
7	2.268	20.919	18.091	20.978	26.437	1'28.693	239.2	11:26'17.772
8	2.295	23.884	19.156	21.292	11'03.746	12'10.373 P	232.9	11:38'28.145
9			20.207	20.954	26.441	1'43.507 P		11:40'11.652
10	2.263	20.988	18.053	20.201	25.910	1'27.415	240.3	11:41'39.067
11	2.253	21.249	18.347	20.292	26.103	1'28.244	239.7	11:43'07.311
12	2.245	21.053	22.892	22.218	8'17.288	9'25.696 P	243.6	11:52'33.007
13			20.791	23.090	33.137	1'51.723 P		11:54'24.730
14	2.303	21.142	18.171	20.578	26.102	1'28.296	234.0	11:55'53.026
15	2.255	20.772	18.125	19.959	25.848	1'26.959	243.6	11:57'19.985
16	2.248	20.620	18.132	19.997	25.800	1'26.797	246.4	11:58'46.782
17	2.216	20.475	18.028	20.124	25.831	1'26.674	249.8	12:00'13.456
18	2.237	21.039	25.457	25.829	31.288	1'45.850	244.1	12:01'59.306
19	2.236	20.718	18.049	20.267	25.731	1'27.001	244.7	12:03'26.307
20	2.238	20.625	18.000	19.964	25.707	1'26.534	245.2	12:04'52.841

11° 40 R. RAMOS (1'24.239)								
Lap	Seg. 1	Seg. 2	Seg. 3	Seg. 4	Seg. 5	Lap Time	km/h	Local Time
1			21.716	23.436	1'06.944	2'29.381 P		11:15'14.593
								11:17'43.974

2			19.258	22.366	27.557	1'40.529 P		11:19'24.503
3	2.677	24.525	19.798	21.599	2'44.968	3'53.567 P	184.7	11:23'18.070
4			19.100	21.917	26.859	1'37.472 P		11:24'55.542
5	2.487	21.504	18.531	21.151	26.670	1'30.343	202.1	11:26'25.885
6	2.440	21.301	18.335	20.835	26.624	1'29.535	208.0	11:27'55.420
7	2.371	21.096	18.273	20.791	26.312	1'28.843	218.7	11:29'24.263
8	2.380	20.942	18.194	20.807	26.374	1'28.697	218.7	11:30'42.960
9	2.343	20.994	18.138	20.568	26.653	1'28.696	225.1	11:32'21.656
10	2.418	21.298	18.207	20.598	26.221	1'28.742	211.7	11:33'50.398
11	2.423	21.080	18.103	20.648	26.472	1'28.726	213.0	11:35'19.124
12	2.424	22.341	19.568	21.339	6'46.756	7'52.428 P	212.1	11:43'11.552
13			21.319	24.540	6'27.677	7'44.852 P		11:50'56.404
14			23.796	26.561	29.559	1'58.108 P		11:52'54.512
15	2.418	21.020	18.219	20.535	26.059	1'28.251	215.6	11:54'22.763
16	2.360	21.840	18.930	21.394	26.055	1'30.579	224.2	11:55'53.342
17	2.333	20.736	18.046	20.201	25.915	1'27.231	225.6	11:57'20.573
18	2.341	20.583	18.011	20.189	25.805	1'26.929	224.6	11:58'47.502
19	2.307	20.455	17.934	20.156	25.670	1'26.522	230.9	12:00'14.024
20	2.328	20.785	18.568	22.321	30.032	1'34.034	232.7	12:01'48.058
21	2.357	20.661	18.017	20.475	25.870	1'27.380	226.0	12:03'15.438
22	2.338	20.604	18.854	23.111	26.098	1'31.005	225.6	12:04'46.443

12° 44 D. SALOM (1'24.239)								
Lap	Seg. 1	Seg. 2	Seg. 3	Seg. 4	Seg. 5	Lap Time	km/h	Local Time
1								11:16'11.733
2	2.453	21.613	20.686	22.759	27.794	1'45.039 P		11:17'56.772
3	2.278	20.933	18.244	20.147	25.858	1'27.930	240.3	11:19'28.565
4	2.266	20.470	18.127	20.322	25.611	1'26.796	242.4	11:21'23.291
5	2.246	20.138	17.972	20.128	25.748	1'26.232	244.7	11:23'49.523
6	2.269	20.175	17.935	20.277	25.734	1'26.390	242.4	11:25'15.913
7	2.274	20.445	18.193	20.901	12'22.447	13'24.260 P	243.0	11:38'40.173
8			19.113	21.137	26.310	1'38.780 P		11:40'18.953
9	2.294	20.530	17.989	20.329	26.026	1'27.168	239.7	11:41'46.121
10	2.264	21.883	19.884	20.974	25.980	1'30.985 C	244.7	11:43'17.106
11	2.266	22.272	20.247	21.985	6'49.512	7'56.282 P	241.4	11:51'13.388
12			19.743	21.263	26.710	1'40.929 P		11:52'54.317
13	2.283	20.373	17.930	19.978	25.622	1'26.186	241.9	11:54'20.503
14	2.266	27.549	20.058	26.779	29.127	1'45.777	243.0	11:56'06.280
15	2.281	20.199	18.007	20.121	25.539	1'26.147	240.8	11:57'32.427
16	2.268	20.865</						



Laguna Seca, 17-18-19 July 2015

Superbike - Chronological Analysis Free Practice 1st Session

Mazda Raceway 3.610 m

15° 59 N. CANEPA (1'24.239)								
Lap	Seg. 1	Seg. 2	Seg. 3	Seg. 4	Seg. 5	Lap Time	km/h	Local Time
1			19.169	22.946	27.361	1'41.062 P		11:15'23.735
2	2.470	21.362	18.191	20.386	25.849	1'28.258	211.3	11:17'04.797
3	2.293	20.513	18.092	20.260	25.705	1'26.863	235.5	11:18'33.055
4	2.255	20.371	18.011	19.939	25.662	1'26.238	239.2	11:19'59.918
5	2.238	20.709	18.128	20.593	3'16.233	4'17.901 P	245.2	11:21'26.156
6			17.959	20.144	25.450	1'31.782 P		11:22'44.057
7	2.240	20.198	17.726	19.932	25.445	1'25.541	243.6	11:23'15.839
8	2.372	21.036	17.858	19.767	25.456	1'26.489	210.1	11:24'41.380
9	2.220	20.176	17.726	19.679	26.161	1'25.962	245.8	11:26'07.869
10	2.219	20.281	17.843	19.891	25.478	1'25.712	249.2	11:27'34.831
11	2.225	21.322	18.231	20.450	7'12.118	8'14.346 P	249.2	11:29'01.543
12			19.091	19.785	25.511	1'33.892 P		11:30'38.211
13	2.242	20.074	17.764	23.608	6'03.856	7'07.544 P	248.1	11:32'14.882
14			18.090	19.989	25.717	1'32.364 P		11:33'51.474
15	2.234	20.189	17.781	20.010	25.540	1'25.754	249.2	11:35'28.826
16	2.223	20.161	17.706	19.688	25.475	1'25.253	249.2	11:37'06.182
17	2.224	20.620	19.791	21.330	3'25.863	4'29.828 P	248.7	11:38'54.010
18			21.339	22.303	27.865	1'41.993 P		11:40'42.503
19	2.216	20.263	17.646	19.611	25.215	1'24.951	251.0	11:42'34.496
20	2.213	20.002	17.562	19.527	25.272	1'24.576	252.2	11:44'29.092
21	2.208	20.123	17.619	19.777	25.472	1'25.199	250.4	11:46'24.243

16° 60 M. VD MARK (1'24.239)								
Lap	Seg. 1	Seg. 2	Seg. 3	Seg. 4	Seg. 5	Lap Time	km/h	Local Time
1			21.389	23.589	28.235	1'45.562 P		11:15'23.016
2	2.375	23.339	19.436	22.083	27.385	1'34.618	217.3	11:17'08.578
3	2.371	21.788	18.703	21.166	26.671	1'30.699	223.2	11:18'43.196
4	2.301	21.501	18.562	22.049	4'54.582	5'58.995 P	229.9	11:20'13.895
5	4.344	26.244	19.410	21.343	26.869	1'38.210 P		11:21'51.100
6	2.328	21.499	18.440	20.710	26.449	1'29.426	226.5	11:23'20.526
7	2.335	21.089	18.331	20.537	26.607	1'28.899	223.7	11:24'59.425
8	2.380	20.994	18.249	20.434	26.437	1'28.949	220.0	11:26'38.371
9	2.337	24.411	22.410	20.774	18'05.356	19'15.288 P	226.5	11:28'17.919
10	4.281	25.530	18.875	21.117	26.355	1'36.158 P		11:30'09.365
11	2.322	21.048	18.260	20.564	26.076	1'28.270	229.9	11:31'53.635
12	2.323	20.763	18.011	20.240	25.955	1'27.292	230.4	11:33'22.271
13	2.294	20.656	17.909	20.173	25.882	1'26.914	236.5	11:34'59.441
14	2.286	20.501	17.937	19.931	25.970	1'26.625	238.7	11:36'36.902
15	2.278	20.484	17.770	19.956	25.992	1'26.480	239.2	11:38'14.466
16	2.289	20.539	17.800	20.187	26.005	1'26.820	240.8	11:39'51.766
17	2.280	20.520	17.884	20.045	25.602	1'26.331	239.7	11:41'28.097
18	2.270	20.507	17.913	20.049	25.885	1'26.624	241.4	11:43'05.212

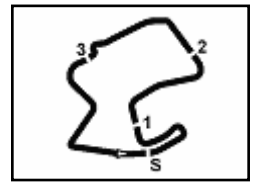
17° 65 J. REA (1'24.239)								
Lap	Seg. 1	Seg. 2	Seg. 3	Seg. 4	Seg. 5	Lap Time	km/h	Local Time
1			18.517	20.835	26.743	1'35.275 P		11:15'02.622
2	2.257	20.505	18.254	20.624	25.975	1'27.615	240.3	11:16'37.897
3	2.221	20.436	17.859	19.808	25.582	1'25.906	244.7	11:18'05.512
4	2.198	20.221	17.949	19.864	25.522	1'25.754	249.8	11:19'31.418
5	2.181	20.301	17.808	19.753	25.379	1'25.422	253.4	11:20'57.172
6	2.186	19.967	17.989	19.689	25.491	1'25.322	252.2	11:22'22.594
7	2.185	21.288	17.862	21.793	26.539	1'29.667	254.6	11:23'47.916
8	2.193	20.087	17.626	19.845	10'24.302	11'24.053 P	251.6	11:25'17.583
9			18.349	19.923	25.627	1'35.025 P		11:26'41.636
10	2.205	20.367	17.656	19.757	25.368	1'25.353	251.0	11:28'01.119
11	2.216	20.089	17.620	20.281	25.832	1'26.038	245.8	11:29'26.014
12	2.207	19.977	17.585	19.641	25.349	1'24.759	249.8	11:30'51.811
13	2.218	20.982	17.779	19.947	9'42.316	10'43.242 P	238.7	11:32'16.053
14			18.178	19.835	25.387	1'34.698 P		11:33'50.751
15	2.204	19.997	17.638	19.543	25.236	1'24.618	249.8	11:35'15.369
16	2.200	19.969	17.559	19.676	25.487	1'24.891	251.0	11:36'40.260
17	2.177	20.335	17.598	19.577	25.310	1'24.997	249.8	11:38'05.257
18	2.188	19.978	17.591	19.441	25.175	1'24.373	251.6	11:39'29.630
19	2.215	22.174	17.715	19.510	25.312	1'26.926	245.2	11:40'56.556
20	2.183	19.978	17.551	19.385	25.142	1'24.239	251.6	11:42'21.795

18° 66 T. SYKES (1'24.239)								
Lap	Seg. 1	Seg. 2	Seg. 3	Seg. 4	Seg. 5	Lap Time	km/h	Local Time
1			18.923	21.776	27.544	1'36.438 P		11:16'23.013
2	2.364	21.301	18.461	20.665	25.841	1'28.632	221.4	11:17'59.451
3	2.219	20.695	18.108	20.452	25.443	1'26.917	245.2	11:19'28.083
4	2.211	20.691	17.800	19.706	25.372	1'25.780	245.8	11:20'55.000
5	2.218	20.235	17.817	19.644	25.363	1'25.277	248.7	11:22'20.780
6	2.219	22.195	17.941	20.253	5'22.022	6'24.630 P	249.2	11:23'46.057
7			18.301	19.918	25.451	1'31.227 P		11:25'11.914
8	2.224	25.915	18.202	20.125	30.963	1'37.429	245.2	11:26'49.343

9	2.231	20.018	17.661	19.577	25.073	1'24.560	243.0	11:28'14.903
10	2.203	20.431	18.950	20.106	26.853	1'28.543	251.0	11:29'43.268
11	2.205	20.128	17.735	19.490	25.145	1'24.703	249.8	11:31'17.149
12	2.182	22.053	19.410	20.579	26.823	1'31.047	252.8	11:32'50.196
13	2.212	19.884	17.491	20.301	25.609	1'25.497	250.4	11:34'26.693
14	2.206	19.972	17.623	19.974	10'30.938	11'30.713 P	251.0	11:35'57.406
15			18.227	22.539	25.682	1'36.442 P		11:37'34.848
16	2.216	20.122	17.891	19.344	26.777	1'26.350	249.8	11:39'07.198
17	2.173	20.242	17.900	19.725	25.452	1'25.492	254.6	11:40'32.690
18	2.221	19.901	17.605	19.564	25.093	1'24.384	246.9	11:41'57.074
19	2.194	21.308	17.978	19.648	25.167	1'26.295	252.8	11:43'23.369
20	2.214	20.656	17.909	19.518	25.284	1'25.581	251.0	11:44'58.950
21	2.211	20.062	17.645	19.441	25.413	1'24.772	250.4	11:46'34.722
22	2.278	28.037	18.183	24.808	28.208	1'41.514	239.7	11:48'10.236
23	2.192	19.991	17.558	19.448	25.248	1'24.437	251.0	11:49'45.673

19° 75 G. RIZMAYER (1'24.239)								
Lap	Seg. 1	Seg. 2	Seg. 3	Seg. 4	Seg. 5	Lap Time	km/h	Local Time
1				21.362	23.952	29.063	1'48.883 P	11:15'18.385
2	2.519	22.779	19.087	21.102	27.330	1'32.817	202.5	11:17'07.268
3	2.398	21.929	19.186	20.984	27.351	1'31.848	225.1	11:18'40.885
4	2.426	21.818	18.607	20.983	26.647	1'30.481	218.2	11:20'11.933
5	2.346	21.312	18.476	20.691	26.619	1'29.444	231.9	11:21'42.414
6	2.329	21.294	18.398	20.541	26.492	1'29.054	234.0	11:23'11.858
7	2.318	23.940	18.562	21.680	27.179	1'33.679	235.5	11:24'49.912
8	2.347	21.017	18.289	20.426	26.474	1'28.553	235.0	11:26'28.144
9	2.348	21.346	18.425	20.938	10'18.493	11'21.550 P	231.4	11:28'07.694
10			20.582	22.337	27.502	1'42.662 P		11:29'50.356
11	2.362	21.328	18.516	20.632	26.569	1'29.407	229.9	11:31'21.763
12	2.335	21.490	18.410	21.084	28.100	1'31.419 C	233.4	11:32'53.182
13	3.234	23.597	21.807	23.434	6'46.137	7'58.209 P	172.5	11:34'31.196
14			22.274	23.743	30.122	1'50.805 P		11:36'02.391
15	2.522	25.635	24.029	24.672	27.718	1'44.576	218.7	11:37'47.722
16	2.343	21.540	18.492	20.724	26.429	1'29.528	231.9	11:39'17.300
17	2.329	21.031	18.307	20.638	26.185	1'28.490	233.4	11:40'46.790
18	2.343	21.050	18.020	20.343	26.200	1'27.956	232.9	11:42'14.746
19	2.327	20.972	18.021	37.987	53.807	2'13.114	233.4	11:43'48.860
20	2.384	21.275	18.233	20.699	26.104	1'28.695	228.5	11:45'17.555
21	2.337	20.918	18.030	20.332	26.065	1'27.682	236.5	11:46'45.237

20° 81 J. TORRES (1'24.239)								
Lap	Seg. 1	Seg. 2	Seg. 3	Seg. 4	Seg. 5	Lap Time	km/h	Local Time
1				21.141	22.664	27.960	1'44.835 P	11:15'24.822
2	2.238	22.795	19.195	21.247	26.791	1'32.266	235.5	11:17'09.657
3	2.292	21.245	18.4					



Mazda Raceway 3.610 m

Laguna Seca, 17-18-19 July 2015
Superbike - Chronological Analysis Free Practice 1st Session

10	2.226	20.373	17.709	19.735	25.395	1'25.438	245.8	11:38'15.018
11	2.256	22.251	17.884	19.898	25.582	1'27.871	241.4	11:39'42.889
12	2.227	20.226	17.697	19.859	16'20.220	17'20.229 P	247.5	11:57'03.118
13			20.345	21.479	26.148	1'42.188 P		11:58'45.306
14	2.237	20.087	17.623	19.607	25.451	1'25.005	246.4	12:00'10.311
15	2.237	27.193	19.924	21.744	26.320	1'37.418	244.7	12:01'47.729
16	2.249	20.249	17.739	19.969	25.450	1'25.656	243.6	12:03'13.385
17	2.218	20.752	18.142	19.980	25.534	1'26.626	247.5	12:04'40.011

22°	91 L. HASLAM (1'24.239)							
------------	--------------------------------	--	--	--	--	--	--	--

Lap	Seg. 1	Seg. 2	Seg. 3	Seg. 4	Seg. 5	Lap Time	km/h	Local Time
1			19.217	21.501	27.072	1'38.567 P		11:15'04.018
2	2.233	20.987	18.283	20.505	26.204	1'28.212	243.0	11:16'42.585
3	2.218	21.778	18.316	20.627	26.111	1'29.050	248.1	11:18'10.797
4	2.222	20.365	17.824	20.097	25.795	1'26.303	248.7	11:19'39.847
5	2.220	20.222	17.824	20.032	25.854	1'26.152	249.8	11:21'06.150
6	2.223	22.210	19.522	21.015	27.392	1'32.362	250.4	11:22'32.302
7	2.214	20.230	17.777	19.800	25.646	1'25.667	249.8	11:24'04.664
8	2.227	20.387	19.019	21.976	11'56.379	12'59.988 P	248.1	11:25'30.331
9			19.318	20.735	26.378	1'40.170 P		11:38'30.319
10	2.195	20.180	17.765	19.664	25.528	1'25.332	251.0	11:40'10.489
11	2.226	21.612	19.032	20.624	26.047	1'29.541	245.2	11:41'35.821
12	2.230	20.157	21.275	23.829	9'17.023	10'24.514 P	248.1	11:43'05.362
13			18.262	20.590	26.194	1'33.373 P		11:53'29.876
14	2.204	20.221	17.884	19.785	25.534	1'25.628	251.6	11:55'03.249
15	2.204	20.319	17.757	19.809	25.596	1'25.685	251.6	11:56'28.877
16	2.200	20.101	17.738	19.709	25.559	1'25.307	252.2	11:57'54.562
17	2.194	20.128	17.683	19.665	25.465	1'25.135	252.2	11:59'19.869
18	2.224	22.640	19.851	20.057	26.037	1'30.809	250.4	12:00'45.004
19	2.209	22.000	19.485	22.524	28.858	1'35.076	252.2	12:02'15.813
20	2.214	20.211	17.687	20.175	25.652	1'25.939	251.0	12:03'50.889
								12:05'16.828

P = Pits In/Out - C = Lap-Time Cancelled