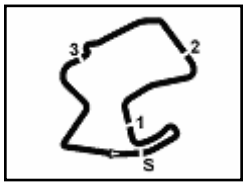

Mazda Raceway 3.610 m

Laguna Seca, 17-18-19 July 2015

Superbike - Chronological Analysis Free Practice 4th Session

1° 65 J. REA (1'23.580)

Lap	Seg. 1	Seg. 2	Seg. 3	Seg. 4	Seg. 5	Lap Time	km/h	Local Time
								12:30'02.907
1	8.926	25.402	18.677	20.525	25.241	1'38.771 P		12:31'41.678
2	2.188	20.046	17.513	19.475	25.472	1'24.694	254.0	12:33'06.372
3	**2.175**	20.520	17.455	19.505	24.973	1'24.628	254.6	12:34'31.000
4	2.181	19.874	17.404	19.354	24.925	1'23.738	253.4	12:35'54.738
5	2.191	19.870	17.410	19.484	**24.871**	1'23.826	251.6	12:37'18.564
6	2.181	19.905	17.446	20.259	25.249	1'25.040	254.0	12:38'43.604
7	2.190	20.101	17.416	19.340	24.991	1'24.038	252.8	12:40'07.642
8	2.198	19.874	17.423	19.372	24.950	1'23.817	252.2	12:41'31.459
9	2.202	20.758	17.643	19.592	9'45.609	10'45.804 P	245.8	12:52'17.263
10			19.101	24.407	25.438	1'43.188 P		12:54'00.451
11	2.178	**19.729**	17.473	25.364	25.148	1'29.892	**257.0**	12:55'30.343
12	2.181	19.954	17.515	**19.319**	25.031	1'24.000	255.2	12:56'54.343
13	2.205	23.500	18.925	19.928	25.406	1'29.964	248.1	12:58'24.307
14	2.181	19.803	17.458	19.374	24.882	1'23.698	255.2	12:59'48.005
15	2.181	19.759	**17.382**	19.350	24.908	**1'23.580**	254.6	13:01'11.585

2° 66 T. SYKES (1'23.619)

Lap	Seg. 1	Seg. 2	Seg. 3	Seg. 4	Seg. 5	Lap Time	km/h	Local Time
								12:31'11.173
1			18.353	19.956	25.621	1'31.204 P		12:32'42.377
2	2.227	20.121	17.640	19.737	25.374	1'25.099	248.1	12:34'07.476
3	2.228	20.024	17.587	19.424	24.978	1'24.241	247.5	12:35'31.717
4	2.199	19.829	17.566	19.330	**24.946**	1'23.870	251.6	12:36'55.587
5	2.194	**19.778**	17.488	**19.162**	24.997	**1'23.619**	252.2	12:38'19.206
6	2.185	19.911	17.765	19.861	7'20.230	8'19.952 P	253.4	12:46'39.158
7			17.873	19.874	25.286	1'29.339 P		12:48'08.497
8	2.222	19.893	17.455	19.416	25.056	1'24.042	249.2	12:49'32.539
9	2.212	19.800	17.665	19.871	2'17.862	3'17.410 P	248.1	12:52'49.949
10			17.935	19.811	25.267	1'28.739 P		12:54'18.688
11	2.224	19.874	17.610	19.393	24.991	1'24.092	249.8	12:55'42.780
12	2.200	19.891	**17.429**	19.347	25.009	1'23.876	249.8	12:57'06.656
13	2.198	20.069	17.507	19.554	25.157	1'24.485	249.2	12:58'31.141
14	2.216	19.989	17.606	19.378	25.062	1'24.251	249.2	12:59'55.392

3° 7 C. DAVIES (1'23.811)

Lap	Seg. 1	Seg. 2	Seg. 3	Seg. 4	Seg. 5	Lap Time	km/h	Local Time
								12:30'33.119
1			18.878	23.747	38.270	1'49.732 P		12:32'22.851
2	2.220	20.179	17.707	19.721	25.345	1'25.172	249.2	12:33'48.023
3	2.213	19.983	17.474	19.355	25.333	1'24.358	249.8	12:35'12.381
4	2.212	20.100	17.615	19.455	25.227	1'24.609	246.4	12:36'36.990
5	**2.199**	19.947	17.547	19.463	25.292	1'24.448	252.2	12:38'01.438
6	2.215	19.861	17.503	19.482	25.307	1'24.368	249.8	12:39'25.806
7	2.221	19.847	17.526	19.404	25.185	1'24.183	251.0	12:40'49.989
8	2.218	19.923	17.566	19.518	25.273	1'24.498	250.4	12:42'14.487
9	2.206	20.131	17.602	19.575	26.088	1'25.602	251.6	12:43'40.089
10	2.210	20.030	17.606	20.149	5'54.513	6'54.508 P	250.4	12:50'34.597
11			18.675	20.177	26.291	1'33.995 P		12:52'08.592
12	2.222	19.987	17.641	19.866	25.483	1'25.199	249.8	12:53'33.791
13	2.219	**19.799**	**17.438**	**19.285**	25.070	**1'23.811**	251.6	12:54'57.602
14	2.212	19.865	17.443	19.433	**25.058**	1'24.011	251.6	12:56'21.613
15	2.201	20.100	17.507	19.383	25.218	1'24.409	**252.8**	12:57'46.022
16	2.203	19.993	17.626	23.052	26.186	1'29.060	**252.8**	12:59'15.082
17	2.216	19.883	17.486	19.385	25.106	1'24.076	249.8	13:00'39.158

4° 59 N. CANEPA (1'23.820)

Lap	Seg. 1	Seg. 2	Seg. 3	Seg. 4	Seg. 5	Lap Time	km/h	Local Time
								12:30'24.919
1			21.148	23.501	32.792	1'47.847 P		12:32'12.766
2	2.241	20.370	17.753	21.592	35.245	1'37.201	251.0	12:33'49.967
3	2.243	20.112	17.705	19.759	25.600	1'25.419	245.2	12:35'15.386
4	2.229	20.012	17.538	19.636	25.246	1'24.661	249.2	12:36'40.047
5	2.217	20.112	17.685	20.084	25.948	1'26.046	251.0	12:38'06.093
6	2.248	29.219	22.398	20.308	25.767	1'39.940	244.7	12:39'46.033
7	2.230	20.155	17.595	19.544	25.276	1'24.800	248.1	12:41'10.833
8	2.239	20.122	17.599	19.571	25.314	1'24.845	250.4	12:42'35.678
9	2.234	20.177	17.669	19.594	8'56.728	9'56.402 P	248.1	12:52'32.080
10			18.296	19.551	25.233	1'31.656 P		12:54'03.736
11	2.231	19.883	**17.497**	**19.171**	**25.038**	**1'23.820**	250.4	12:55'27.556
12	2.230	20.741	18.574	20.657	25.068	1'27.270	251.6	12:56'54.826
13	**2.200**	20.051	17.522	19.681	31.450	1'30.904	**254.0**	12:58'25.730
14	2.227	**19.878**	17.554	19.521	25.222	1'24.402	252.2	12:59'50.132

5° 34 D. GIUGLIANO (1'23.832)

Lap	Seg. 1	Seg. 2	Seg. 3	Seg. 4	Seg. 5	Lap Time	km/h	Local Time
			18.066	19.866	25.528			12:31'35.417
1	2.237	20.074	17.450	19.577	25.113	1'24.451	248.7	12:32'59.868
2	2.213	**19.887**	17.489	19.561	**24.847**	1'23.997	251.0	12:34'23.865
3	2.216	19.919	**17.372**	19.402	24.923	**1'23.832**	250.4	12:35'47.697
4	2.218	20.001	17.474	**19.300**	24.882	1'23.875	249.8	12:37'11.572
5	2.219	19.966	17.434	19.332	25.021	1'23.972	251.0	12:38'35.544
6	2.209	19.956	17.433	19.318	24.917	1'23.833	251.0	12:39'59.377
7	2.221	19.918	17.393	19.331	25.057	1'23.920	250.4	12:41'23.297
8	2.221	19.903	17.487	19.473	25.016	1'24.100	250.4	12:42'47.397
9	**2.208**	19.992	21.450	30.589	26.445	1'40.684	**252.2**	12:44'28.081
10	2.217	20.008	17.442	19.376	7'39.347	8'38.390 P	251.6	12:53'06.471
11			18.642	20.863	25.216	1'34.850 P		12:54'41.321
12	2.224	19.944	17.450	19.419	25.012	1'24.049	249.8	12:56'05.370
13	2.214	20.001	17.691	19.343	25.089	1'24.338	**252.2**	12:57'29.708
14	2.211	19.972	17.529	19.383	25.141	1'24.236	**252.2**	12:58'53.944
15	2.219	20.089	17.566	19.377	25.328	1'24.579	251.0	13:00'18.523

6° 81 J. TORRES (1'23.867)

Lap	Seg. 1	Seg. 2	Seg. 3	Seg. 4	Seg. 5	Lap Time	km/h	Local Time
								12:30'13.084
1			18.868	21.027	26.478	1'37.262 P		12:31'50.346
2	2.364	20.613	17.804	19.872	25.441	1'26.094	237.1	12:33'16.440
3	2.231	20.160	17.730	19.779	25.482	1'25.382	244.1	12:34'41.822
4	2.363	20.585	17.570	19.498	25.270	1'25.286	224.2	12:36'07.108
5	2.206	20.043	17.576	19.661	25.121	1'24.607	246.9	12:37'31.715
6	2.265	20.413	19.460	22.722	26.558	1'31.418	238.1	12:39'03.133
7	2.230	19.832	17.473	19.507	25.069	1'24.111	246.4	12:40'27.244
8	2.204	19.923	17.470	19.459	25.240	1'24.296	248.1	12:41'51.540
9	2.209	19.848	**17.449**	19.636	25.134	1'24.276	249.8	12:43'15.816
10	2.197	20.481	17.952	19.807	6'30.150	7'30.587 P	251.0	12:50'46.403
11			18.392	33.756	26.162	1'48.115 P		12:52'34.518
12	2.223	20.254	17.616	19.640	25.070	1'24.803	243.6	12:53'59.321
13	2.201	**19.829**	17.491	19.399	**24.947**	**1'23.867**	249.8	12:55'23.188
14	2.186	19.870	17.504	19.541	25.323	1'24.424	249.8	12:56'47.612
15	2.183	19.914	17.485	19.436	24.953	1'23.971	249.8	12:58'11.583
16	2.184	19.892	17.491	**19.334**	25.071	1'23.972	252.2	12:59'35.555
17	**2.171**	20.249	17.675	19.619	25.303	1'25.017	**253.4**	13:01'00.572

7° 91 L. HASLAM (1'24.048)

Lap	Seg. 1	Seg. 2	Seg. 3	Seg. 4	Seg. 5	Lap Time	km/h	Local Time
			19.726	22.077	26.696			12:31'44.403
1	2.204	20.928	18.211	20.281	26.545	1'28.169	252.2	12:33'12.572
2	2.177	20.204	17.664	20.020	25.534	1'25.599	255.2	12:34'38.171
3	2.203	20.404	17.920	20.075	26.245	1'26.847	246.9	12:36'05.018
4	**2.154**	20.170	17.494	19.575	25.370	1'24.763	255.2	12:37'29.781
5	2.195	20.599	20.797	22.961	27.941	1'34.493	249.8	12:39'04.274
6	2.185	20.144	17.581	19.554	25.228	1'24.692	254.6	12:40'28.966
7	2.200	20.129	17.533	19.550	25.244	1'24.656	254.0	12:41'53.622
8	2.188	20.194	17.631	20.374	5'41.738	6'42.125 P	254.0	12:48'35.747
9			19.829	20.340	26.461	1'36.468 P		12:50'12.215
10	2.179	**19.987**	17.463	19.433	25.197	1'24.259	255.8	12:51'36.474
11	2.184	20.028	**17.422**	**19.368**	**25.046**	**1'24.048**	254.6	12:53'00.522
12	2.176	19.999	17.491	19.406	25.098	1'24.170	**256.4**	12:54'24.692
13	2.173	21.755	19.582	21.604	26.629	1'31.743	255.8	12:55'56.435
14	2.187	19.989	17.461	19.455	25.096	1'24.188	253.4	12:57'20.623
15	2.177	20.049	17.549	19.418	25.060	1'24.253	255.2	12:58'44.876
16	2.173	21.467	18.642	19.980	25.891	1'28.153	**256.4**	13:00'13.029

8° 22 A. LOWES (1'24.147)

Lap	Seg. 1	Seg. 2	Seg. 3	Seg. 4	Seg. 5	Lap Time	km/h	Local Time
								12:30'15.849
1			19.128	35.328	33.129	1'59.754 P		12:32'15.603
2	2.239	20.204	17.571	19.691	25.541	1'25.246	248.1	12:33'40.849
3	2.230	19.954	17.569	19.996	25.332	1'25.081	251.0	12:35'05.930
4	2.207	30.917	20.943	21.126	25.569	1'40.762	251.6	12:36'46.692
5	2.207	19.950	17.427	19.779	25.150	1'24.513	251.6	12:38'11.205
6	**2.199**	**19.729**	17.855	19.638	25.541	1'24.962	**253.4**	12:39'36.167
7	2.225	20.053	**17.410**	19.748	25.470	1'24.906	249.2	12:41'01.073
8	2.232	20.007	17.544	19.575	25.483	1'24.841	248.1	12:42'25.914
9	2.251	24.271	21.198	20.641	7'01.663	8'10.024 P	237.1	12:50'35.938
10			19.439	20.444	25.707	1'36.935 P		12:52'12.873
11	2.220	20.061	17.534	19.646	25.444	1'24.905	250.4	12:53'37.778
12	2.216	19.965	17.472	22.753	37.075	1'39.481	251.6	12:55'17.259
13	2.211	26.973	24.251	20.633	25.786	1'39.854	251.6	12:56'57.113
14	2.208	19.900	17.428	19.472	**25.139**	**1'24.147**	250.4	12:58'21.260
15	2.213	19.916	17.489	**19.420**	25.332	1'24.370	251.0	12:59'45.630
16	2.211	20.043	17.571	19.567	25.299	1'24.691	251.0	13:01'10.321

9° 86 A. BADOVINI (1'24.631)

Lap	Seg. 1	Seg. 2	Seg. 3	Seg. 4	Seg. 5	Lap Time	km/h	Local Time
								12:30'03.681
1			18.234	20.411	25.733	1'35.221 P		12:31'38.902
2	2.226	20.132	17.730	19.820	25.256	1'25.164	248.1	12:33'04.066
3	2.211	23.603	17.878	19.593	25.258	1'28.543	248.1	12:34'32.609
4	2.211	20.151	17.761	19.478	25.274	1'24.875	246.9	12:35'57.484
5	2.243	21.465	18.980	20.214	7'28.036	8'30.938 P	244.1	12:44'28.422
6			21.025	21.563	27.101	1'42.613 P		12:46'11.035
7	2.245	20.339	17.703	19.773	**25.182**	1'25.242	245.8	12:47'36.277

P = Pits In/Out - C = Lap-Time Cancelled

PIRELLI
Official Tyre Supplier
TISSOT
SWISS WATCHES SINCE 1853
Official Timekeeper

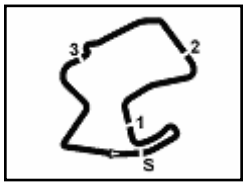

Mazda Raceway 3.610 m

Laguna Seca, 17-18-19 July 2015

Superbike - Chronological Analysis Free Practice 4th Session

8	**2.208**	20.072	17.690	19.501	25.320	1'24.791	248.1	12:49'01.068
9	2.238	22.903	17.998	19.712	25.399	1'28.250	247.5	12:50'29.318
10	2.239	20.467	17.820	19.939	1'54.480	2'54.945 P	240.3	12:53'24.263
11			20.372	20.911	28.248	1'41.117 P		12:55'05.380
12	2.241	20.280	17.646	**19.390**	25.242	1'24.799	244.7	12:56'30.179
13	2.342	24.374	18.049	19.842	25.592	1'30.199	236.0	12:58'00.378
14	2.239	20.145	**17.572**	19.449	25.226	**1'24.631**	246.4	12:59'25.009
15	2.224	**20.054**	17.588	19.532	25.267	1'24.665	**248.7**	13:00'49.674

10° 2 L. CAMIER (1'24.837)

Lap	Seg. 1	Seg. 2	Seg. 3	Seg. 4	Seg. 5	Lap Time	km/h	Local Time
								12:30'37.872
1			19.191	20.800	28.060	1'38.130 P		12:32'16.002
2	2.305	20.297	17.878	20.138	25.760	1'26.378	240.8	12:33'42.380
3	2.335	20.314	17.944	20.821	5'23.786	6'25.200 P	238.1	12:40'07.580
4			18.841	20.377	25.899	1'34.879 P		12:41'42.459
5	2.316	20.170	17.825	19.820	25.524	1'25.655	239.7	12:43'08.114
6	2.312	**19.947**	17.795	19.738	25.582	1'25.374	241.4	12:44'33.488
7	2.310	20.042	17.776	20.264	5'20.509	6'20.901 P	240.8	12:50'54.389
8			18.397	20.980	26.954	1'37.933 P		12:52'32.322
9	2.294	20.107	17.753	19.740	25.476	1'25.370	242.4	12:53'57.692
10	**2.279**	19.986	17.686	**19.552**	**25.334**	**1'24.837**	**245.2**	12:55'22.529
11	2.301	20.033	**17.630**	19.630	25.532	1'25.126	238.7	12:56'47.655
12	2.298	20.416	17.869	19.885	25.672	1'26.140	241.4	12:58'13.795
13	2.293	26.496	23.976	20.842	26.388	1'39.995	243.6	12:59'53.790

11° 1 S. GUINTOLI (1'24.876)

Lap	Seg. 1	Seg. 2	Seg. 3	Seg. 4	Seg. 5	Lap Time	km/h	Local Time
			18.336	20.443	25.710			12:31'37.376
1	2.237	20.175	**17.596**	19.626	**25.242**	**1'24.876**	247.5	12:33'02.252
2	2.232	4'14.208	44.356	40.461	13'59.269	19'40.526 P	247.5	12:52'42.778
3	3.984	25.356	19.236	23.283	26.454	1'38.313 P		12:54'21.091
4	2.244	20.722	17.964	19.822	25.325	1'26.077	248.1	12:55'47.168
5	**2.231**	20.183	17.665	19.998	25.355	1'25.432	248.7	12:57'12.600
6	**2.231**	20.451	17.813	19.887	25.399	1'25.781	**249.2**	12:58'38.381
7	2.254	**20.159**	17.625	**19.547**	25.350	1'24.935	246.4	13:00'03.316

12° 44 D. SALOM (1'24.879)

Lap	Seg. 1	Seg. 2	Seg. 3	Seg. 4	Seg. 5	Lap Time	km/h	Local Time
								12:30'36.437
1			19.711	20.936	27.644	1'40.572 P		12:32'17.009
2	2.257	20.173	17.910	19.968	25.488	1'25.796	243.0	12:33'42.805
3	2.252	20.454	17.743	20.205	25.735	1'26.389	243.0	12:35'09.194
4	2.236	20.045	17.703	19.779	25.513	1'25.276	245.8	12:36'34.470
5	2.267	20.572	17.978	20.144	5'20.246	6'21.207 P	238.7	12:42'55.677
6			18.910	22.872	35.016	1'48.649 P		12:44'44.326
7	2.284	20.341	17.779	19.826	25.459	1'25.689	238.7	12:46'10.015
8	**2.224**	**20.000**	**17.627**	**19.585**	25.582	1'25.018	**247.5**	12:47'35.033
9	2.250	20.093	19.422	20.396	4'33.035	5'35.196 P	241.9	12:53'10.229
10			18.500	20.398	25.714	1'35.706 P		12:54'45.935
11	2.238	20.079	17.711	19.639	25.555	1'25.222	246.4	12:56'11.157
12	2.252	20.096	19.962	23.035	27.501	1'32.846	245.2	12:57'44.003
13	2.241	20.167	17.957	20.005	32.282	1'32.652	242.4	12:59'16.655
14	2.244	20.070	17.647	19.587	**25.331**	**1'24.879**	244.1	13:00'41.534

13° 36 L. MERCADO (1'24.945)

Lap	Seg. 1	Seg. 2	Seg. 3	Seg. 4	Seg. 5	Lap Time	km/h	Local Time
								12:30'03.160
1			19.765	22.151	26.915	1'41.863 P		12:31'45.023
2	2.246	20.802	18.248	20.184	26.435	1'27.915	240.3	12:33'12.938
3	2.237	20.362	17.857	20.147	25.686	1'26.289	247.5	12:34'39.227
4	2.230	20.306	17.680	19.920	25.655	1'25.791	249.2	12:36'05.018
5	2.258	20.775	17.871	20.056	25.643	1'26.603	241.4	12:37'31.621
6	**2.216**	20.417	17.775	19.778	25.816	1'26.002	**251.0**	12:38'57.623
7	2.237	20.310	17.757	19.720	25.693	1'25.717	249.8	12:40'23.340
8	2.236	20.392	17.705	19.768	25.733	1'25.834	249.2	12:41'49.174
9	2.243	20.438	17.723	19.687	25.732	1'25.823	248.7	12:43'14.997
10	2.231	20.292	17.679	19.723	25.520	1'25.445	249.8	12:44'40.442
11	2.226	20.372	17.734	19.608	25.723	1'25.663	250.4	12:46'06.105
12	2.244	26.136	18.108	20.131	26.059	1'32.678	248.7	12:47'38.783
13	2.228	20.453	17.733	19.939	7'03.402	8'03.755 P	248.1	12:55'42.538
14			25.640	25.766	26.048	1'49.476 P		12:57'32.014
15	2.236	20.219	**17.596**	19.692	**25.356**	1'25.099	248.1	12:58'57.113
16	2.225	**20.117**	17.634	**19.573**	25.396	**1'24.945**	250.4	13:00'22.058

14° 60 M. VD MARK (1'25.105)

Lap	Seg. 1	Seg. 2	Seg. 3	Seg. 4	Seg. 5	Lap Time	km/h	Local Time
								12:30'06.409
1			18.904	20.764	26.230	1'38.367 P		12:31'44.776
2	2.242	20.684	18.226	20.148	25.519	1'26.819	247.5	12:33'11.595
3	2.276	20.581	17.896	20.147	25.484	1'26.384	241.9	12:34'37.979
4	2.264	20.398	17.851	19.928	25.529	1'25.970	244.1	12:36'03.949
5	2.263	20.270	17.925	19.712	25.392	1'25.562	243.6	12:37'29.511
6	2.253	20.372	17.662	19.645	25.451	1'25.383	244.7	12:38'54.894
7	2.256	20.175	17.823	19.777	**25.221**	1'25.252	246.9	12:40'20.146
8	2.266	20.192	17.733	19.673	25.647	1'25.511	244.7	12:41'45.657
9	2.293	20.241	17.795	19.907	25.412	1'25.648	243.0	12:43'11.305
10	2.247	20.211	17.823	19.858	25.389	1'25.528	246.4	12:44'36.833
11	2.258	20.398	17.759	19.754	25.638	1'25.807	245.2	12:46'02.640
12	2.279	20.370	17.795	19.649	25.458	1'25.551	242.4	12:47'28.191
13	2.264	20.267	**17.629**	**19.534**	25.428	1'25.122	245.2	12:48'53.313
14	2.261	20.920	17.982	20.239	3'42.678	4'44.080 P	243.0	12:53'37.393
15			19.063	20.136	25.645	1'35.510 P		12:55'12.903
16	2.269	20.381	17.703	19.713	25.343	1'25.409	245.2	12:56'38.312
17	2.251	20.279	17.695	19.757	25.341	1'25.323	246.4	12:58'03.635
18	2.249	**20.142**	17.686	19.657	25.371	**1'25.105**	245.8	12:59'28.740
19	**2.240**	20.145	17.685	19.808	25.570	1'25.448	**248.1**	13:00'54.188

15° 14 R. DE PUNIET (1'25.240)

Lap	Seg. 1	Seg. 2	Seg. 3	Seg. 4	Seg. 5	Lap Time	km/h	Local Time
								12:30'07.638
1			20.901	22.957	27.676	1'43.166 P		12:31'50.804
2	2.595	21.181	19.091	22.453	29.807	1'35.127	215.1	12:33'25.931
3	2.241	21.913	19.306	27.106	33.316	1'43.882	246.9	12:35'09.813
4	2.230	20.326	17.686	19.750	**25.248**	**1'25.240**	247.5	12:36'35.053
5	2.217	20.281	18.043	20.146	25.948	1'26.635	247.5	12:38'01.688

16° 15 M. BAIOCCO (1'25.410)

Lap	Seg. 1	Seg. 2	Seg. 3	Seg. 4	Seg. 5	Lap Time	km/h	Local Time
								12:30'17.753
1			19.025	24.267	25.990	1'40.310 P		12:31'58.063
2	2.259	20.443	17.972	20.113	25.610	1'26.397	239.7	12:33'24.460
3	2.448	25.071	22.755	26.413	34.832	1'51.519	210.5	12:35'15.979
4	2.259	20.332	17.749	19.998	25.411	1'25.749	236.0	12:36'41.728
5	2.242	20.239	20.133	22.422	9'01.461	10'06.497 P	242.4	12:46'48.225
6			18.733	20.864	25.638	1'36.119 P		12:48'24.344
7	2.255	20.209	17.615	**19.940**	25.391	**1'25.410**	241.4	12:49'49.754
8	2.265	20.282	17.727	19.974	25.466	1'25.714	238.1	12:51'15.468
9	2.231	**20.171**	**17.573**	20.104	**25.390**	1'25.469	**245.8**	12:52'40.937
10	**2.229**	20.293	18.225	23.240	2'58.986	4'02.973 P	244.7	12:56'43.910
11	4.452	24.518	19.270	21.553	28.107	1'37.900 P		12:58'21.810
12	2.242	20.213	17.618	20.370	26.537	1'26.980	243.6	12:59'48.790

17° 40 R. RAMOS (1'25.735)

Lap	Seg. 1	Seg. 2	Seg. 3	Seg. 4	Seg. 5	Lap Time	km/h	Local Time
								12:30'11.187
1			19.629	21.921	26.853	1'39.069 P		12:31'50.256
2	2.478	20.947	17.897	20.569	25.981	1'27.872	213.8	12:33'18.128
3	2.322	20.492	17.819	20.107	25.636	1'26.376	233.4	12:34'44.504
4	2.309	20.372	17.852	20.123	25.842	1'26.498	234.0	12:36'11.002
5	2.361	20.852	17.961	19.993	25.615	1'26.782	227.0	12:37'37.784
6	2.306	20.420	17.911	20.031	25.873	1'26.541	238.1	12:39'04.325
7	2.313	20.394	**17.715**	20.056	26.109	1'26.587	231.4	12:40'30.912
8	2.366	21.537	18.144	24.866	8'22.251	9'29.164 P	225.6	12:50'00.076
9			19.011	20.722	25.886	1'37.563 P		12:51'37.639
10	2.300	20.364	17.879	19.962	25.499	1'26.004	238.1	12:53'03.643
11	2.290	20.327	18.491	27.937	28.814	1'37.859	238.7	12:54'41.502
12	2.274	20.403	19.988	20.500	26.570	1'29.735	238.7	12:56'11.237
13	2.297	**20.299**	17.789	**19.926**	25.514	1'25.825	236.5	12:57'37.062
14	2.311	23.647	19.305	20.359	34.134	1'39.756	233.4	12:59'16.818
15	**2.266**	20.323	17.732	19.961	**25.453**	**1'25.735**	**241.9**	13:00'42.553

18° 45 G. VIZZIELLO (1'26.651)

Lap	Seg. 1	Seg. 2	Seg. 3	Seg. 4	Seg. 5	Lap Time	km/h	Local Time
								12:30'04.333
1			19.626	21.676	27.031	1'41.063 P		12:31'45.396
2	2.301	20.995	18.301	20.533	26.159	1'28.289	234.0	12:33'13.685
3	2.311	21.088	18.114	20.354	26.195	1'28.062	229.9	12:34'41.747
4	2.339	27.642	18.486	20.485	26.207	1'35.159	225.1	12:36'16.906
5	2.344	25.227	26.233	22.314	29.133	1'45.251	228.0	12:38'02.157
6	2.354	**20.576**	18.043	20.158	26.424	1'27.555	226.0	12:39'29.712
7	2.418	24.292	18.743	21.048	**25.766**	1'32.267	207.6	12:41'01.979
8	2.310	20.818	18.037	20.229	25.974	1'27.368	232.4	12:42'29.347
9	2.409	26.453	26.072	25.896	4'55.802	6'16.632 P	210.1	12:48'45.979
10			19.840	20.924	33.363	1'43.730 P		12:50'29.709
11	**2.284**	20.808	18.060	20.255	25.887	1'27.294	**237.1**	12:51'57.003
12	2.454	24.851	18.776	22.783	28.250	1'37.114	203.3	12:53'34.117
13	2.327	20.726	19.238	20.910	28.585	1'31.786	229.4	12:55'05.903
14	2.309	20.667	**17.793**	**20.043**	25.839	**1'26.651**	229.0	12:56'32.554
15	2.412	23.602	18.965	21.504	26.045	1'32.528	209.2	12:58'05.082
16	2.327	20.842	18.010	20.140	25.906	1'27.225	227.0	12:59'32.307

19° 23 C. PONSSON (1'26.838)

Lap	Seg. 1	Seg. 2	Seg. 3	Seg. 4	Seg. 5	Lap Time	km/h	Local Time
								12:30'38.818
1			19.462	21.309	27.350	1'38.504 P		12:32'17.322
2	2.283	20.630	18.021	20.445	25.922	1'27.301	238.7	12:33'44.623
3	2.293	20.883	18.040	20.207	26.012	1'27.435	236.0	12:35'12.058

P = Pits In/Out - C = Lap-Time Cancelled

PIRELLI
Official Tyre Supplier
TISSOT
SWISS WATCHES SINCE 1853
Official Timekeeper

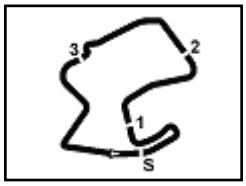

Mazda Raceway 3.610 m

Laguna Seca, 17-18-19 July 2015

Superbike - Chronological Analysis Free Practice 4th Session

4	2.299	20.839	**17.872**	20.025	25.926	1'26.961	238.1	12:36'39.019
5	2.292	20.630	17.980	**20.012**	25.929	1'26.843	237.1	12:38'05.862
6	**2.266**	21.603	21.659	20.817	33.007	1'39.352	**241.9**	12:39'45.214
7	2.334	21.044	18.035	20.209	26.114	1'27.736	236.5	12:41'12.950
8	2.288	20.733	18.081	20.091	26.158	1'27.351	240.3	12:42'40.301
9	2.295	20.968	18.437	20.083	25.995	1'27.778	237.6	12:44'08.079
10	2.312	26.749	20.466	22.931	5'17.133	6'29.591 P	231.4	12:50'37.670
11			19.085	20.664	26.351	1'36.845 P		12:52'14.515
12	2.293	20.814	18.219	20.112	25.940	1'27.378	239.7	12:53'41.893
13	2.289	22.463	19.958	21.188	25.958	1'31.856	237.6	12:55'13.749
14	2.341	20.767	17.975	**20.012**	**25.743**	**1'26.838**	229.0	12:56'40.587
15	2.297	20.805	18.050	20.091	25.879	1'27.122	235.0	12:58'07.709
16	2.288	**20.505**	18.021	20.328	25.983	1'27.125	238.1	12:59'34.834
17	2.273	20.724	18.018	20.052	25.896	1'26.963	241.4	13:01'01.797

20° 75 G. RIZMAYER (1'26.993)

Lap	Seg. 1	Seg. 2	Seg. 3	Seg. 4	Seg. 5	Lap Time	km/h	Local Time
								12:30'04.635
1			21.142	22.592	28.629	1'46.714 P		12:31'51.349
2	2.343	21.438	18.521	20.459	26.072	1'28.833	229.4	12:33'20.182
3	2.322	21.037	18.096	20.355	26.002	1'27.812	231.4	12:34'47.994
4	2.312	20.955	18.137	20.275	26.197	1'27.876	236.5	12:36'15.870
5	2.337	27.842	29.370	25.461	26.101	1'51.111	233.4	12:38'06.981
6	2.299	20.994	20.783	21.908	35.330	1'41.314	236.0	12:39'48.295
7	2.333	20.768	**17.953**	21.831	33.737	1'36.622	232.9	12:41'24.917
8	2.343	20.899	18.102	**20.056**	25.909	1'27.309	231.9	12:42'52.226
9	**2.297**	21.142	18.290	20.771	5'15.209	6'17.709 P	**239.7**	12:49'09.935
10			22.347	25.218	32.005	1'51.656 P		12:51'01.591
11	2.357	21.187	18.160	20.490	25.922	1'28.116	229.4	12:52'29.707
12	2.329	20.791	18.043	20.197	**25.790**	1'27.150	233.4	12:53'56.857
13	2.309	29.284	30.978	31.932	41.122	2'15.625	237.6	12:56'12.482
14	2.331	21.069	18.207	20.408	25.845	1'27.860	231.9	12:57'40.342
15	2.316	**20.624**	20.294	20.433	33.374	1'37.041	236.5	12:59'17.383
16	2.311	20.693	17.955	20.224	25.810	**1'26.993**	235.5	13:00'44.376

21° 51 S. BARRAGÁN (1'27.765)

Lap	Seg. 1	Seg. 2	Seg. 3	Seg. 4	Seg. 5	Lap Time	km/h	Local Time
								12:30'05.374
1			21.080	22.315	26.934	1'44.175 P		12:31'49.549
2	2.366	21.148	18.375	20.489	26.228	1'28.606	229.9	12:33'18.155
3	2.396	21.032	18.245	20.298	**26.111**	1'28.082	228.5	12:34'46.237
4	**2.324**	21.201	18.558	20.780	4'35.459	5'38.322 P	231.4	12:40'24.559
5			22.300	22.012	26.791	1'48.056 P		12:42'12.615
6	2.375	21.286	18.372	**20.224**	26.294	1'28.551	228.5	12:43'41.166
7	2.330	20.854	**18.093**	20.309	26.179	**1'27.765**	**234.5**	12:45'08.931
8	2.353	**20.814**	18.279	20.461	26.272	1'28.179	229.9	12:46'37.110
9	2.359	21.283	18.657	20.690	4'01.905	5'04.894 P	229.4	12:51'42.004
10			19.043	20.809	26.292	1'42.933 P		12:53'24.937
11	2.355	20.950	18.171	20.411	26.197	1'28.084	230.9	12:54'53.021
12	2.351	20.821	18.189	20.295	26.203	1'27.859	230.9	12:56'20.880
13	2.342	21.115	18.278	20.271	26.238	1'28.244	232.9	12:57'49.124

22° 10 I. TOTH (1'28.169)

Lap	Seg. 1	Seg. 2	Seg. 3	Seg. 4	Seg. 5	Lap Time	km/h	Local Time
								12:30'05.881
1			21.215	22.479	27.910	1'46.712 P		12:31'52.593
2	2.304	22.413	18.800	21.124	27.191	1'31.832	234.0	12:33'24.425
3	2.404	24.170	19.070	24.349	27.856	1'37.849	222.8	12:35'02.274
4	2.326	21.545	18.617	20.762	27.073	1'30.323	232.4	12:36'32.597
5	2.305	23.771	19.713	23.414	26.403	1'35.606	234.0	12:38'08.203
6	2.256	21.154	18.422	20.407	26.996	1'29.235	241.9	12:39'37.438
7	2.268	22.950	21.163	23.668	26.760	1'36.809	238.7	12:41'14.247
8	2.265	21.149	18.330	20.397	26.419	1'28.560	241.4	12:42'42.807
9	2.260	21.087	18.267	20.510	26.517	1'28.641	241.9	12:44'11.448
10	2.256	21.948	20.552	25.486	26.756	1'36.998	240.8	12:45'48.446
11	2.269	**20.994**	18.309	20.440	26.358	1'28.370	239.7	12:47'16.816
12	2.274	21.081	**18.201**	20.340	**26.273**	**1'28.169**	240.8	12:48'44.985
13	2.265	24.867	21.051	23.837	33.390	1'45.410	240.8	12:50'30.395
14	**2.237**	21.405	18.272	20.538	26.383	1'28.835	**243.6**	12:51'59.230
15	2.256	22.058	18.705	21.725	34.099	1'38.843	241.9	12:53'38.073
16	2.255	22.100	21.079	25.231	26.631	1'37.296	238.7	12:55'15.369
17	2.256	22.294	18.905	21.743	29.040	1'34.238	240.8	12:56'49.607
18	2.265	21.242	18.366	20.419	26.359	1'28.651	241.4	12:58'18.258
19	2.268	22.079	20.253	22.836	26.464	1'33.900	239.2	12:59'52.158
20	2.255	21.199	18.288	**20.325**	26.390	1'28.457	240.3	13:01'20.615

P = Pits In/Out - C = Lap-Time Cancelled

PIRELLI
Official Tyre Supplier
TISSOT
SWISS WATCHES SINCE 1853
Official Timekeeper