

Phillip Island 4.445 m

1 / 2

## Australian Round, 26-27-28 February 2016

### World Superbike - Results Race 2

Laps 22 = 97,790 Km - Time Of Race 33'48.377 - Avg. 173,559 km/h

Pos	Race	Grid	No.	Rider	Nat	Team	Bike	LL	Gap	Fastest Lap	Speed	Qualifying		Ranking			
												Time	Speed	R1	R2	Tot	Pos
1	3	1	J. REA	GBR	Kawasaki Racing Team	Kawasaki ZX-10R	22		1'31.386	313,0	1'30.170	309,5	25	25	50	1	
2	6	60	M. VAN DER MARK	NED	Honda World Superbike Team	Honda CBR1000RR SP	22	0.831	1'31.532	314,9	1'30.468	305,9	16	20	36	2	
3	2	34	D. GIUGLIANO	ITA	Aruba.it Racing - Ducati	Ducati 1199 Panigale R	22	1.472	1'31.579	312,1	1'30.098	305,1	13	16	29	3	
4	7	69	N. HAYDEN	USA	Honda World Superbike Team	Honda CBR1000RR SP	22	1.511	1'31.448	314,9	1'30.479	306,8	7	13	20	7	
5	4	50	S. GUINTOLI	FRA	Pata Yamaha Official WorldSBK Team	Yamaha YZF R1	22	2.439	1'31.519	314,9	1'30.281	306,8	10	11	21	5	
6	1	66	T. SYKES	GBR	Kawasaki Racing Team	Kawasaki ZX-10R	22	3.320	1'31.446	314,0	1'30.020	305,9	11	10	21	6	
7	12	81	J. TORRES	ESP	Althea BMW Racing Team	BMW S1000 RR	22	13.744	1'31.927	319,5	1'31.207	311,2	8	9	17	8	
8	11	21	M. REITERBERGER	GER	Althea BMW Racing Team	BMW S1000 RR	22	15.084	1'31.850	315,8	1'31.031	307,7		8	8	12	
9	14	25	J. BROOKES	AUS	Milwaukee BMW	BMW S1000 RR	22	15.106	1'31.993	309,5	1'31.927	305,9	6	7	13	9	
10	9	7	C. DAVIES	GBR	Aruba.it Racing - Ducati	Ducati 1199 Panigale R	22	16.276	1'31.321	312,1	1'30.717	305,1	20	6	26	4	
11	16	17	K. ABRAHAM	CZE	Milwaukee BMW	BMW S1000 RR	22	30.147	1'32.562	315,8	1'32.117	306,8	3	5	8	13	
12	17	40	R. RAMOS	ESP	Team GoEleven	Kawasaki ZX-10R	22	30.251	1'32.392	305,9	1'32.194	307,7	5	4	9	11	
13	18	15	A. DE ANGELIS	RSM	IodaRacing Team	Aprilia RSV4 RF	22	30.437	1'32.285	314,9	1'33.507	308,6		3	3	15	
14	5	22	A. LOWES	GBR	Pata Yamaha Official WorldSBK Team	Yamaha YZF R1	22	39.946	1'32.727	303,4	1'30.354	304,2		2	2	16	
15	15	20	S. BARRIER	FRA	Pedercini Racing	Kawasaki ZX-10R	22	53.515	1'33.929	301,7	1'32.077	303,4	1	1	2	18	
16	19	9	D. SCHMITTER	SUI	Grillini Racing Team	Kawasaki ZX-10R	22	58.450	1'33.934	301,7	1'33.664	303,4					
17	20	11	S. AL SULAITI	QAT	Pedercini Racing	Kawasaki ZX-10R	22	1'01.836	1'33.796	296,7	1'33.690	288,8					
18	22	56	P. SEBESTYÉN	HUN	Team Tóth	Yamaha YZF R1	22	1'30.672	1'34.266	299,2	1'34.346	293,5					
19	23	10	I. TÓTH	HUN	Team Tóth	Yamaha YZF R1	21	1 Lap	1'36.842	294,3	1'36.272	295,9					
-----Not Classified-----																	
RET	21	46	M. JONES	AUS	Desmo Sport Ducati	Ducati 1199 Panigale R	11	11 Laps	1'32.551	298,3	1'33.722	291,1	2		2	17	
RET	10	2	L. CAMIER	GBR	MV Agusta Reparto Corse	MV Agusta 1000 F4	7	15 Laps	1'32.514	296,7	1'30.795	300,8	9		9	10	
RET	8	32	L. SAVADORI	ITA	IodaRacing Team	Aprilia RSV4 RF	2	20 Laps	2'01.874	306,8	1'30.609	311,2	4		4	14	

AIR	Humidity:	66%	Temp:	22°C
TRACK	Condition:	Dry	Temp:	41°C

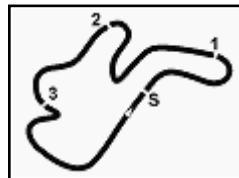
Fastest Lap	4° Chaz Davies	1'31.321	175,228	Km/h
Lap Record:	Best Lap			

LAP LEADERS				
No.	Rider	From	To	Total
66	T. SYKES	1	10	10
1	J. REA	11	11	1
60	M. VAN DER MARK	12	18	7
1	J. REA	19	20	2
7	C. DAVIES	21	21	1
1	J. REA	22	22	1

TOTAL LEADER LAPS		
No.	Rider	Laps
1	J. REA	22
66	T. SYKES	14
60	M. VAN DER MARK	7
7	C. DAVIES	1

28/02/2016 Start 15:00 End 15:36

The results are provisional until the end of the time limit for protests and appeals and the completion of the technical checks.



## Australian Round, 26-27-28 February 2016 World Superbike - Results Race 2

102/01

Phillip Island 4.445 m

2 / 2

### RACE HIGHLIGHTS

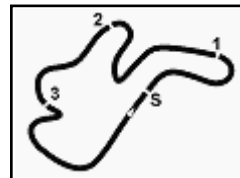
14.40.08		Pit Lane Exit Will Close in:
14.57.58		Warm-up Lap Start
15.00.58		Start
15.03.00	32 Savadori	On the Gravel - Re-Joined - Turn 2
15.03.57	2 Camier	Entered Pits
15.04.52		No Jump Start
15.05.37	32 Savadori	Entered Pits
15.07.37	32 Savadori	Out
15.12.35	32 Savadori	Medical Center
15.15.16	2 Camier	Entered Pits
15.16.23	2 Camier	Out
15.18.30	46 Jones	Crashed - Turn 4
15.20.01	46 Jones	Out
15.33.19	7 Davies	Crashed - Turn 4
15.33.33	7 Davies	Re-joined
15.36.08		End Of Session

28/02/2016 Start 15:00 End 15:36

The results are provisional until the end of the time limit for protests and appeals and the completion of the technical checks.

FCR PEROGIA TIMING





Phillip Island 4.445 m

## Australian Round, 26-27-28 February 2016 World Superbike - Lap Chart Race 2

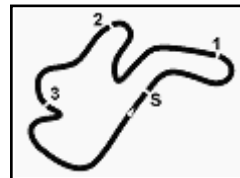
102/01

1 / 3

Pos	Lap																						
	1	2	3	4	5	6	7	8	9	10	11	12	13	14	15	16	17	18	19	20	21	22	
1	66	66	66	66	66	66	66	66	66	66	66	60	60	60	60	60	60	60	60	60	60	60	
2	1	1	1	1	1	1	1	1	1	1	60	1	1	1	1	1	1	1	1	7	7	1	60
3	34	60	60	60	60	60	60	60	60	60	60	7	7	7	7	7	7	7	7	60	60	60	34
4	60	34	34	7	7	7	7	7	7	7	66	66	66	66	69	69	69	69	69	69	69	69	
5	7	7	7	34	34	34	34	34	34	34	34	34	34	34	34	34	50	50	50	50	34	34	50
6	50	50	69	69	69	69	69	69	69	69	69	69	69	69	69	66	66	34	34	50	50	66	
7	69	69	50	50	50	50	50	50	50	50	50	50	50	50	34	34	66	66	66	66	66	81	
8	2	25	25	25	25	21	21	25	25	25	25	25	21	81	81	81	81	81	81	81	81	21	
9	32	21	21	21	21	25	25	21	21	21	21	21	25	25	25	25	25	25	25	25	21	25	
10	25	17	17	17	81	81	81	81	81	81	81	81	81	21	21	21	21	21	21	21	25	7	
11	21	46	46	81	17	17	17	15	40	40	17	17	17	17	17	17	40	40	17	17	17	17	
12	46	81	81	46	40	15	15	40	17	17	15	40	40	40	15	40	17	17	15	15	40	40	
13	17	40	40	40	15	40	40	17	15	15	40	15	15	15	40	15	15	15	40	40	15	15	
14	40	15	15	15	46	46	46	46	46	46	46	22	22	22	22	22	22	22	22	22	22	22	
15	81	20	20	20	22	22	22	22	22	22	22	20	20	20	20	20	20	20	20	20	20	20	
16	20	9	9	9	20	20	9	20	20	20	20	9	9	9	9	9	9	9	9	9	9	9	
17	15	11	11	22	9	9	20	9	9	9	9	11	11	11	11	11	11	11	11	11	11	11	
18	9	22	22	11	11	11	11	11	11	11	11	56	56	56	56	56	56	56	56	56	56	56	
19	11	56	56	56	56	56	56	56	56	56	56	10	10	10	10	10	10	10	10	10	10	10	
20	56	10	10	10	10	10	10	10	10	10	10												
21	22	32	2	2	2	2	2																
22	10	2																					

Final Result		
1	<b>1 J. REA</b>	Laps 22
2	<b>60 M. VAN DER MARK</b>	0.831
3	<b>34 D. GIUGLIANO</b>	1.472
4	<b>69 N. HAYDEN</b>	1.511
5	<b>50 S. GUINTOLI</b>	2.439
6	<b>66 T. SYKES</b>	3.320
7	<b>81 J. TORRES</b>	13.744
8	<b>21 M. REITERBERGER</b>	15.084
9	<b>25 J. BROOKES</b>	15.106
10	<b>7 C. DAVIES</b>	16.276
11	<b>17 K. ABRAHAM</b>	30.147
12	<b>40 R. RAMOS</b>	30.251
13	<b>15 A. DE ANGELIS</b>	30.437
14	<b>22 A. LOWES</b>	39.946
15	<b>20 S. BARRIER</b>	53.515
16	<b>9 D. SCHMITTER</b>	58.450
17	<b>11 S. AL SULAITI</b>	1'01.836
18	<b>56 P. SEBESTYÉN</b>	1'30.672
19	<b>10 I. TÓTH</b>	1 Lap
RET	<b>46 M. JONES</b>	11 Laps
RET	<b>2 L. CAMIER</b>	15 Laps
RET	<b>32 L. SAVADORI</b>	20 Laps





Phillip Island 4.445 m

## Australian Round, 26-27-28 February 2016 World Superbike - Lap Chart Race 2

102/01

3 / 3

3	7 C.Davies (GBR)	0.283
4	66 T.Sykes (GBR)	0.408
5	34 D.Giugliano (ITA)	0.529
6	69 N.Hayden (USA)	0.731
7	50 S.Guintoli (FRA)	1.123
8	81 J.Torres (ESP)	8.542
9	25 J.Brookes (AUS)	9.608
10	21 M.Reiterberger (GER)	10.082
11	17 K.Abraham (CZE)	19.988
12	15 A.De Angelis (RSM)	20.100
13	40 R.Ramos (ESP)	20.221
14	22 A.Lowes (GBR)	24.954
15	20 S.Barrier (FRA)	37.286
16	9 D.Schmitter (SUI)	37.349
17	11 S.Al Sulaiti (QAT)	38.317
18	56 P.Sebestyén (HUN)	57.728
19	10 I.Tóth (HUN)	1'23.850

### Lap 16

1	60 M.van der Mark (NED)	
2	1 J.Rea (GBR)	0.069
3	7 C.Davies (GBR)	0.187
4	69 N.Hayden (USA)	0.914
5	50 S.Guintoli (FRA)	1.045
6	66 T.Sykes (GBR)	1.395
7	34 D.Giugliano (ITA)	1.491
8	81 J.Torres (ESP)	8.689
9	25 J.Brookes (AUS)	9.906
10	21 M.Reiterberger (GER)	10.378
11	17 K.Abraham (CZE)	21.361
12	40 R.Ramos (ESP)	21.399
13	15 A.De Angelis (RSM)	21.409
14	22 A.Lowes (GBR)	26.309
15	20 S.Barrier (FRA)	39.408
16	9 D.Schmitter (SUI)	39.585
17	11 S.Al Sulaiti (QAT)	40.708
18	56 P.Sebestyén (HUN)	1'02.088
19	10 I.Tóth (HUN)	

### Lap 17

1	60 M.van der Mark (NED)	
2	1 J.Rea (GBR)	0.178
3	7 C.Davies (GBR)	0.244
4	69 N.Hayden (USA)	0.632
5	50 S.Guintoli (FRA)	1.120
6	66 T.Sykes (GBR)	1.386
7	34 D.Giugliano (ITA)	1.432
8	81 J.Torres (ESP)	8.837
9	25 J.Brookes (AUS)	10.519
10	21 M.Reiterberger (GER)	11.080
11	40 R.Ramos (ESP)	22.852
12	17 K.Abraham (CZE)	22.982
13	15 A.De Angelis (RSM)	23.078
14	22 A.Lowes (GBR)	27.860
15	20 S.Barrier (FRA)	42.067
16	9 D.Schmitter (SUI)	42.124
17	11 S.Al Sulaiti (QAT)	43.625
18	56 P.Sebestyén (HUN)	1'06.730
19	10 I.Tóth (HUN)	

### Lap 18

1	60 M.van der Mark (NED)	
2	1 J.Rea (GBR)	0.006
3	7 C.Davies (GBR)	0.105
4	69 N.Hayden (USA)	0.286
5	50 S.Guintoli (FRA)	1.097
6	34 D.Giugliano (ITA)	1.116
7	66 T.Sykes (GBR)	1.647
8	81 J.Torres (ESP)	9.279
9	25 J.Brookes (AUS)	10.838
10	21 M.Reiterberger (GER)	11.567
11	40 R.Ramos (ESP)	24.249
12	17 K.Abraham (CZE)	24.429
13	15 A.De Angelis (RSM)	24.697
14	22 A.Lowes (GBR)	29.794
15	20 S.Barrier (FRA)	44.112
16	9 D.Schmitter (SUI)	44.211
17	11 S.Al Sulaiti (QAT)	46.647
18	56 P.Sebestyén (HUN)	1'11.459
19	10 I.Tóth (HUN)	

### Lap 19

1	1 J.Rea (GBR)	
2	7 C.Davies (GBR)	0.040
3	60 M.van der Mark (NED)	0.495
4	69 N.Hayden (USA)	0.848
5	50 S.Guintoli (FRA)	1.247
6	34 D.Giugliano (ITA)	1.298
7	66 T.Sykes (GBR)	1.726
8	81 J.Torres (ESP)	9.722
9	25 J.Brookes (AUS)	11.868
10	21 M.Reiterberger (GER)	12.595
11	17 K.Abraham (CZE)	25.681
12	15 A.De Angelis (RSM)	26.145
13	40 R.Ramos (ESP)	26.639
14	22 A.Lowes (GBR)	31.918
15	20 S.Barrier (FRA)	46.397
16	9 D.Schmitter (SUI)	46.841
17	11 S.Al Sulaiti (QAT)	50.154
18	56 P.Sebestyén (HUN)	1'16.519
19	10 I.Tóth (HUN)	

### Lap 20

1	1 J.Rea (GBR)	
2	7 C.Davies (GBR)	0.070
3	60 M.van der Mark (NED)	0.365
4	69 N.Hayden (USA)	0.832
5	34 D.Giugliano (ITA)	1.184
6	50 S.Guintoli (FRA)	1.560
7	66 T.Sykes (GBR)	2.019
8	81 J.Torres (ESP)	11.267
9	25 J.Brookes (AUS)	12.784
10	21 M.Reiterberger (GER)	12.919
11	17 K.Abraham (CZE)	26.888
12	15 A.De Angelis (RSM)	27.217
13	40 R.Ramos (ESP)	27.402
14	22 A.Lowes (GBR)	33.926
15	20 S.Barrier (FRA)	48.511
16	9 D.Schmitter (SUI)	49.346
17	11 S.Al Sulaiti (QAT)	53.500
18	56 P.Sebestyén (HUN)	1'21.039
19	10 I.Tóth (HUN)	

### Lap 21

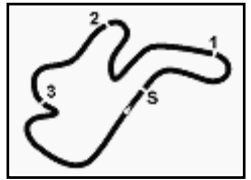
1	7 C.Davies (GBR)	
2	1 J.Rea (GBR)	0.126
3	60 M.van der Mark (NED)	0.434
4	69 N.Hayden (USA)	1.205
5	34 D.Giugliano (ITA)	1.277
6	50 S.Guintoli (FRA)	1.956
7	66 T.Sykes (GBR)	2.472
8	81 J.Torres (ESP)	12.083
9	21 M.Reiterberger (GER)	13.876
10	25 J.Brookes (AUS)	13.932
11	17 K.Abraham (CZE)	28.512
12	40 R.Ramos (ESP)	28.822
13	15 A.De Angelis (RSM)	29.082
14	22 A.Lowes (GBR)	37.196
15	20 S.Barrier (FRA)	50.937
16	9 D.Schmitter (SUI)	53.446
17	11 S.Al Sulaiti (QAT)	57.719
18	56 P.Sebestyén (HUN)	1'25.480
19	10 I.Tóth (HUN)	

### Lap 22

1	1 J.Rea (GBR)	
2	60 M.van der Mark (NED)	0.831
3	34 D.Giugliano (ITA)	1.472
4	69 N.Hayden (USA)	1.511
5	50 S.Guintoli (FRA)	2.439
6	66 T.Sykes (GBR)	3.320
7	81 J.Torres (ESP)	13.744
8	21 M.Reiterberger (GER)	15.084
9	25 J.Brookes (AUS)	15.106
10	7 C.Davies (GBR)	16.276
11	17 K.Abraham (CZE)	30.147
12	40 R.Ramos (ESP)	30.251
13	15 A.De Angelis (RSM)	30.437
14	22 A.Lowes (GBR)	39.946

15	20 S.Barrier (FRA)	53.515
16	9 D.Schmitter (SUI)	58.450
17	11 S.Al Sulaiti (QAT)	1'01.836
18	56 P.Sebestyén (HUN)	1'30.672





Phillip Island 4.445 m

**Australian Round, 26-27-28 February 2016**
**World Superbike - Best Sector & Speed Race 2**
**Results**

Pos	Rider	Motorcycle	Laps
1	<b>J. REA</b>	Kawasaki ZX-10R	22
2	<b>M. VAN DER MARK</b>	Honda CBR1000RR SP	0.831
3	<b>D. GIUGLIANO</b>	Ducati 1199 Panigale R	1.472
4	<b>N. HAYDEN</b>	Honda CBR1000RR SP	1.511
5	<b>S. GUINTOLI</b>	Yamaha YZF R1	2.439
6	<b>T. SYKES</b>	Kawasaki ZX-10R	3.320
7	<b>J. TORRES</b>	BMW S1000 RR	13.744
8	<b>M. REITERBERGER</b>	BMW S1000 RR	15.084
9	<b>J. BROOKES</b>	BMW S1000 RR	15.106
10	<b>C. DAVIES</b>	Ducati 1199 Panigale R	16.276
11	<b>K. ABRAHAM</b>	BMW S1000 RR	30.147
12	<b>R. RAMOS</b>	Kawasaki ZX-10R	30.251
13	<b>A. DE ANGELIS</b>	Aprilia RSV4 RF	30.437
14	<b>A. LOWES</b>	Yamaha YZF R1	39.946
15	<b>S. BARRIER</b>	Kawasaki ZX-10R	53.515
16	<b>D. SCHMITTER</b>	Kawasaki ZX-10R	58.450
17	<b>S. AL SULAITI</b>	Kawasaki ZX-10R	101.836
18	<b>P. SEBESTYÉN</b>	Yamaha YZF R1	130.672
19	<b>I. TÓTH</b>	Yamaha YZF R1	1 Lap
RET	<b>M. JONES</b>	Ducati 1199 Panigale R	11 Laps
RET	<b>L. CAMIER</b>	MV Austa 1000 F4	15 Laps
RET	<b>L. SAVADORI</b>	Aprilia RSV4 RF	20 Laps

**Top Speeds**

Pos	Rider	Motorcycle	Speed
1	<b>J. TORRES</b>	BMW S1000 RR	319.5
2	<b>M. REITERBERGER</b>	BMW S1000 RR	315.8
3	<b>K. ABRAHAM</b>	BMW S1000 RR	315.8
4	<b>A. DE ANGELIS</b>	Aprilia RSV4 RF	314.9
5	<b>S. GUINTOLI</b>	Yamaha YZF R1	314.9
6	<b>N. HAYDEN</b>	Honda CBR1000RR SP	314.9
7	<b>M. VAN DER MARK</b>	Honda CBR1000RR SP	314.9
8	<b>T. SYKES</b>	Kawasaki ZX-10R	314.0
9	<b>J. REA</b>	Kawasaki ZX-10R	313.0
10	<b>D. GIUGLIANO</b>	Ducati 1199 Panigale R	312.1
11	<b>C. DAVIES</b>	Ducati 1199 Panigale R	312.1
12	<b>J. BROOKES</b>	BMW S1000 RR	309.5
13	<b>L. SAVADORI</b>	Aprilia RSV4 RF	306.8
14	<b>R. RAMOS</b>	Kawasaki ZX-10R	305.9
15	<b>A. LOWES</b>	Yamaha YZF R1	303.4
16	<b>S. BARRIER</b>	Kawasaki ZX-10R	301.7
17	<b>D. SCHMITTER</b>	Kawasaki ZX-10R	301.7
18	<b>P. SEBESTYÉN</b>	Yamaha YZF R1	299.2
19	<b>M. JONES</b>	Ducati 1199 Panigale R	298.3
20	<b>L. CAMIER</b>	MV Austa 1000 F4	296.7
21	<b>S. AL SULAITI</b>	Kawasaki ZX-10R	296.7
22	<b>I. TÓTH</b>	Yamaha YZF R1	294.3

Seg. 1		Seg. 2		Seg. 3		Seg. 4		Seg. 5	
1	81 J. TORRES 3.104	1	50 S. GUINTOLI 18.554	1	7 C. DAVIES 26.327	1	66 T. SYKES 17.385	1	34 D. GIUGLIANO 25.526
2	15 A. DE ANGELIS 3.120	2	7 C. DAVIES 18.579	2	1 J. REA 26.349	2	1 J. REA 17.403	2	69 N. HAYDEN 25.542
3	69 N. HAYDEN 3.121	3	60 M. VAN DER MAR 18.587	3	66 T. SYKES 26.402	3	69 N. HAYDEN 17.424	3	60 M. VAN DER MAR 25.555
4	17 K. ABRAHAM 3.127	4	66 T. SYKES 18.624	4	34 D. GIUGLIANO 26.426	4	50 S. GUINTOLI 17.451	4	1 J. REA 25.582
5	21 M. REITERBERG 3.132	5	69 N. HAYDEN 18.654	5	60 M. VAN DER MAR 26.454	5	81 J. TORRES 17.459	5	7 C. DAVIES 25.614
6	60 M. VAN DER MAR 3.134	6	46 M. JONES 18.681	6	69 N. HAYDEN 26.491	6	7 C. DAVIES 17.463	6	81 J. TORRES 25.694
7	66 T. SYKES 3.135	7	34 D. GIUGLIANO 18.681	7	21 M. REITERBERG 26.532	7	60 M. VAN DER MAR 17.483	7	66 T. SYKES 25.695
8	1 J. REA 3.144	8	25 J. BROOKES 18.701	8	50 S. GUINTOLI 26.541	8	21 M. REITERBERG 17.488	8	15 A. DE ANGELIS 25.713
9	34 D. GIUGLIANO 3.157	9	1 J. REA 18.707	9	25 J. BROOKES 26.554	9	34 D. GIUGLIANO 17.501	9	25 J. BROOKES 25.725
10	50 S. GUINTOLI 3.158	10	2 L. CAMIER 18.735	10	2 L. CAMIER 26.628	10	17 K. ABRAHAM 17.532	10	50 S. GUINTOLI 25.726
11	7 C. DAVIES 3.164	11	17 K. ABRAHAM 18.739	11	81 J. TORRES 26.656	11	25 J. BROOKES 17.545	11	21 M. REITERBERG 25.788
12	40 R. RAMOS 3.178	12	81 J. TORRES 18.750	12	22 A. LOWES 26.723	12	2 L. CAMIER 17.568	12	2 L. CAMIER 25.810
13	25 J. BROOKES 3.199	13	40 R. RAMOS 18.782	13	40 R. RAMOS 26.732	13	15 A. DE ANGELIS 17.626	13	40 R. RAMOS 25.859
14	32 L. SAVADORI 3.214	14	21 M. REITERBERG 18.797	14	17 K. ABRAHAM 26.890	14	46 M. JONES 17.654	14	32 L. SAVADORI 25.865
15	20 S. BARRIER 3.229	15	15 A. DE ANGELIS 18.826	15	15 A. DE ANGELIS 26.898	15	40 R. RAMOS 17.654	15	46 M. JONES 25.980
16	22 A. LOWES 3.231	16	22 A. LOWES 18.882	16	46 M. JONES 26.914	16	32 L. SAVADORI 17.674	16	22 A. LOWES 25.992
17	9 D. SCHMITTER 3.252	17	20 S. BARRIER 18.956	17	11 S. AL SULAITI 27.047	17	22 A. LOWES 17.680	17	17 K. ABRAHAM 26.015
18	56 P. SEBESTYÉN 3.293	18	11 S. AL SULAITI 19.130	18	20 S. BARRIER 27.063	18	20 S. BARRIER 17.805	18	9 D. SCHMITTER 26.184
19	46 M. JONES 3.302	19	9 D. SCHMITTER 19.224	19	9 D. SCHMITTER 27.100	19	9 D. SCHMITTER 17.910	19	20 S. BARRIER 26.255
20	2 L. CAMIER 3.306	20	56 P. SEBESTYÉN 19.269	20	56 P. SEBESTYÉN 27.237	20	11 S. AL SULAITI 17.920	20	11 S. AL SULAITI 26.283
21	11 S. AL SULAITI 3.322	21	32 L. SAVADORI 19.506	21	32 L. SAVADORI 27.345	21	56 P. SEBESTYÉN 18.009	21	56 P. SEBESTYÉN 26.438
22	10 I. TÓTH 3.336	22	10 I. TÓTH 19.570	22	10 I. TÓTH 28.095	22	10 I. TÓTH 18.357	22	10 I. TÓTH 27.152

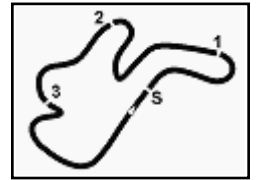












Phillip Island 4.445 m

## Australian Round, 26-27-28 February 2016

### World Superbike - Chronological Analysis Race 2

Start at 15:00'20.691

1			27.345	17.674	25.865	1'39.308		15:01'59.999
2	3.214	19.506	50.292	21.133	27.729	2'01.874	306.8	15:04'01.873

P = Pits In/Out - C = Lap-Time Cancelled

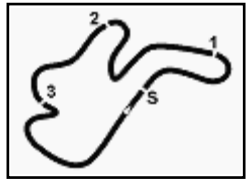
FKR PEROGIA TING



Official Tyre Supplier



Official Timekeeper

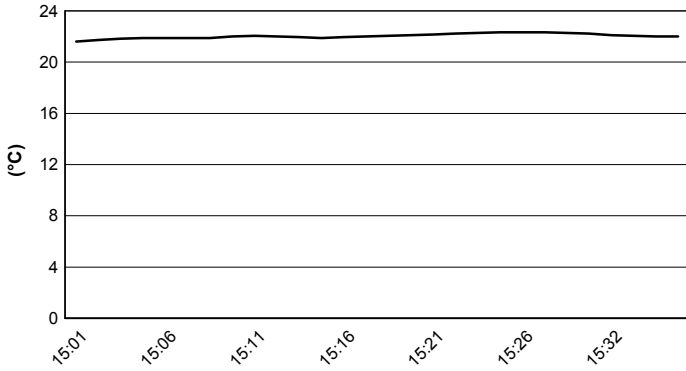


Phillip Island 4.445 m

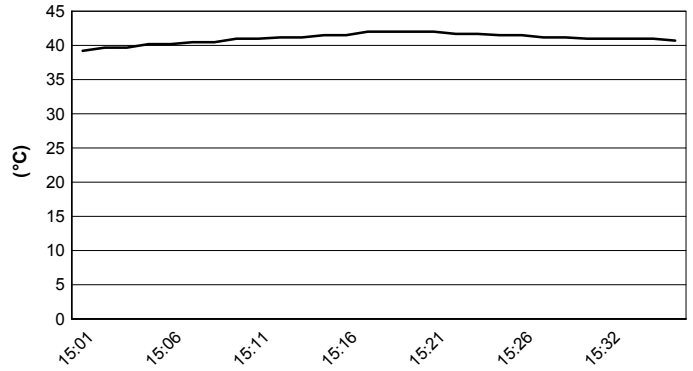
**Australian Round, 26-27-28 February 2016**  
**World Superbike - Weather Report Race 2**

Session started 15:00      Session ended 15:36

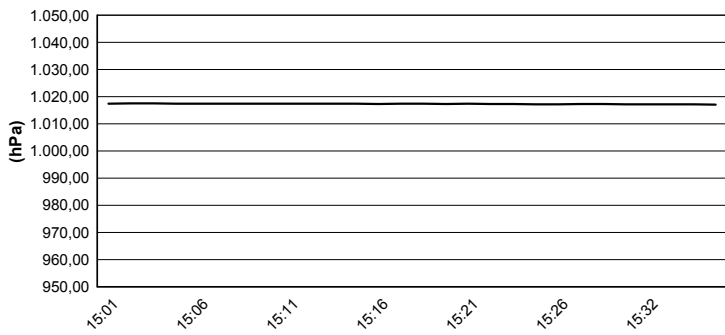
**Air Temperature**



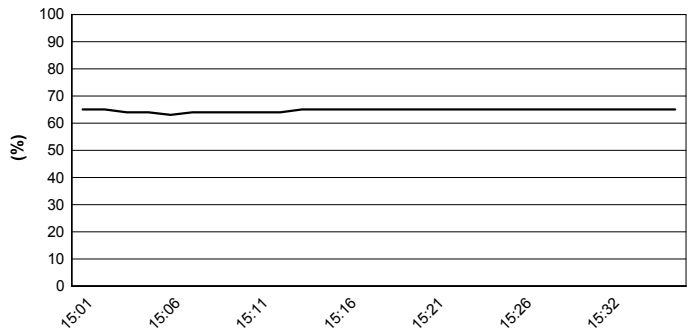
**Track Temperature**



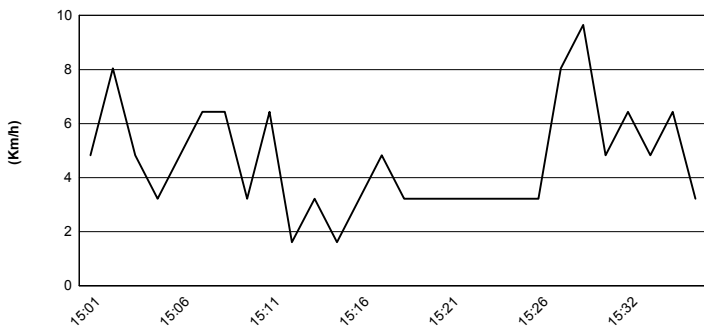
**Air Pressure**



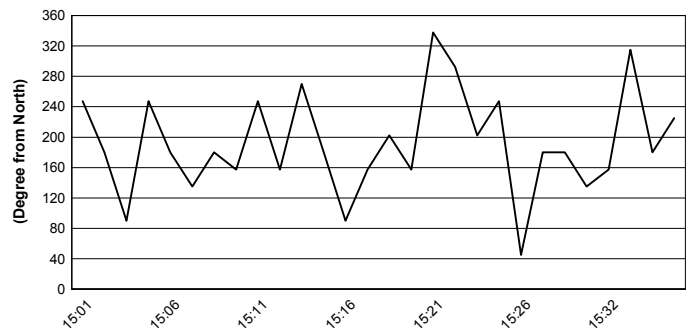
**Humidity**

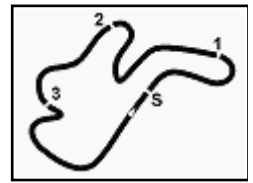


**Wind Speed**



**Wind Direction**





## Australian Round, 26-27-28 February 2016 World Superbike - Championship Standings

102/01

Phillip Island 4.445 m

	Points	Points From First	Points From Previous	February 28	March 13	April 3	April 17	May 1	May 15	May 29	June 19	July 10	July 24	September 18	October 2	October 16	October 28
				PHILLIP ISLAND	BURIRAM	ARAGON	ASSEN	IMOLA	SEPANG	DONINGTON PARK	MISANO	LAGUNA SECA	MONZA	LAUSITZRING	MAGNY-COURS	JEREZ	LOSAIL
<b>1 REA</b> Jonathan (GBR)	<b>50</b>			<b>25</b> 25 1 1													
<b>2 VAN DER MARK</b> Michael (NED)	<b>36</b> 14			<b>16</b> 20 3 2													
<b>3 GIUGLIANO</b> Davide (ITA)	<b>29</b> 21 7			<b>13</b> 16 4 3													
<b>4 DAVIES</b> Chaz (GBR)	<b>26</b> 24 3			<b>20</b> 6 2 4													
<b>5 GUINTOLI</b> Sylvain (FRA)	<b>21</b> 29 5			<b>10</b> 11 6 5													
<b>6 SYKES</b> Tom (GBR)	<b>21</b> 29 0			<b>11</b> 10 5 5													
<b>7 HAYDEN</b> Nicky (USA)	<b>20</b> 30 1			<b>7</b> 13 9 7													
<b>8 TORRES</b> Jordi (ESP)	<b>17</b> 33 3			<b>8</b> 9 8 8													
<b>9 BROOKES</b> Joshua (AUS)	<b>13</b> 37 4			<b>6</b> 7 10 9													
<b>10 CAMIER</b> Leon (GBR)	<b>9</b> 41 4			<b>9</b> 7 10													
<b>11 RAMOS</b> Román (ESP)	<b>9</b> 41 0			<b>5</b> 4 11 10													
<b>12 REITERBERGER</b> Markus (GER)	<b>8</b> 42 1			<b>8</b> 12													
<b>13 ABRAHAM</b> Karel (CZE)	<b>8</b> 42 0			<b>3</b> 5 13 12													
<b>14 SAVADORI</b> Lorenzo (ITA)	<b>4</b> 46 4			<b>4</b> 12 14													
<b>15 DE ANGELIS</b> Alex (RSM)	<b>3</b> 47 1			<b>3</b> 15													
<b>16 LOWES</b> Alex (GBR)	<b>2</b> 48 1			<b>2</b> 16													
<b>17 JONES</b> Mike (AUS)	<b>2</b> 48 0			<b>2</b> 14 16													
<b>18 BARRIER</b> Sylvain (FRA)	<b>2</b> 48 0			<b>1</b> 1 15 16													

First Line: Championship Standings - Second Line: Ranking Progression

PIRELLI PEROGIA TIRING

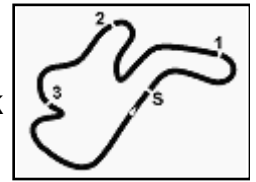


Official Tyre Supplier



Official Timekeeper





Phillip Island 4.445 m

## Australian Round, 26-27-28 February 2016 World Superbike - Manufacturers Standings

	Points	Points From First	Points From Previous	February 28 PHILLIP ISLAND	March 13 BURIRAM	April 3 ARAGON	April 17 ASSEN	May 1 IMOLA	May 15 SEPANG	May 29 DONINGTON PARK	June 19 MISANO	July 10 LAGUNA SECA	July 24 MONZA	September 18 LAUTZRING	October 2 MAGNY-COURS	October 16 JEREZ	October 28 LOSAIL
1 KAWASAKI	50			25 25 1 1													
2 HONDA	36	14		16 20 3 2													
3 DUCATI	36	14	0	20 16 2 2													
4 YAMAHA	21	29	15	10 11 4 4													
5 BMW	17	33	4	8 9 6 5													
6 MV AGUSTA	9	41	8	9 5 6													
7 APRILIA	7	43	2	4 3 7 7													

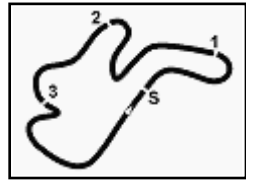
First Line: Championship Standings - Second Line: Ranking Progression

**PIRELLI**


Official Tyre Supplier



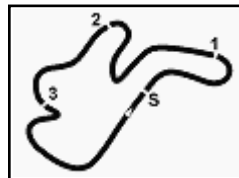
Official Timekeeper



Phillip Island 4.445 m

## Australian Round, 26-27-28 February 2016 World Superbike - Pirelli Best Lap Award

Points	Points From First	Points From Previous	February 28	March 13	April 3	April 17	May 1	May 15	May 29	June 19	July 10	July 24	September 18	October 2	October 16	October 28	
			PHILLIP ISLAND	BURIRAM	ARAGON	ASSEN	IMOLA	SEPANG	DONINGTON PARK	MISANO	LAGUNA SECA	MONZA	LAUSITZRING	MAGNY-COURS	JEREZ	LOSAIL	
<b>Fastest Laps</b>																	
<b>1 GIUGLIANO</b> Davide (ITA)	1		1														
<b>2 DAVIES</b> Chaz (GBR)	1	0	1														



## Australian Round, 26-27-28 February 2016

102/01

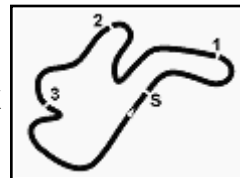
Phillip Island 4.445 m

### World Superbike - Rider's Performance

	Points	Points From First	Points From Previous	February 28	March 13	April 3	April 17	May 1	May 15	May 29	June 19	July 10	July 24	September 18	October 2	October 16	October 28	
				PHILLIP ISLAND	BURIRAM	ARAGON	ASSEN	IMOLA	SEPANG	DONINGTON PARK	MISANO	LAGUNA SECA	MONZA	LAUSITZRING	MAGNY-COURS	JEREZ	LOSAIL	
				G 1 2	G 1 2	G 1 2	G 1 2	G 1 2	G 1 2	G 1 2	G 1 2	G 1 2	G 1 2	G 1 2	G 1 2	G 1 2	G 1 2	G 1 2
1 REA	50			3 1 1														
2 VAN DER MARK	36	14		6 3 2														
3 GIUGLIANO	29	21	7	2 4 3														
4 DAVIES	26	24	3	9 2 10														
5 SYKES	21	29	5	1 5 6														
6 GUINTOLI	21	29	0	4 6 5														
7 HAYDEN	20	30	1	7 9 4														
8 TORRES	17	33	3	12 8 7														
9 BROOKES	13	37	4	14 10 9														
10 CAMIER	9	41	4	10 7 Rt														
11 RAMOS	9	41	0	17 11 12														
12 REITERBERGER	8	42	1	11 Rt 8														
13 ABRAHAM	8	42	0	16 13 11														
14 SAVADORI	4	46	4	8 12 Rt														
15 DE ANGELIS	3	47	1	18 Rt 13														
16 BARRIER	2	48	1	15 15 15														
17 JONES	2	48	0	21 14 Rt														
18 LOWES	2	48	0	5 Rt 14														

G = Grid - 1 = Race 1 - 2 = Race 2

Ns = Did Not Start - Rt = Retired - Ex = Excluded - Fl = Fallen



Phillip Island 4.445 m

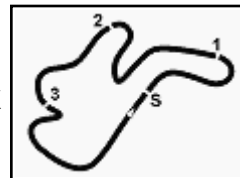
## Australian Round, 26-27-28 February 2016

### World Superbike - Best Laps & Speeds

1 / 2

No.	Rider		Best Lap		FP1		FP2		FP3		SP1		SP2		RC1		W1A		RC2		
	Nat	Bike	laps	speed	laps	speed	laps	speed	laps	speed	laps	speed	laps	speed	laps	speed	laps	speed	laps	speed	
1	66	SYKES Tom	1'30.020		1'31.543	1'31.363	1'31.438				1'30.020		1'31.603	1'31.460	1'31.446						
	GBR	Kawasaki ZX-10R	113	314	20	309	24	311	10	303	6	306	22	313	9	309	22			314	
2	34	GIUGLIANO Davide	1'30.098		1'31.844	1'31.527	1'31.615				1'30.098		1'31.445	1'31.450	1'31.579						
	ITA	Ducati 1199 Panigale R	107	312	18	306	23	310	8	305	5	305	22	308	9	305	22			312	
3	1	REA Jonathan	1'30.170		1'31.641	1'31.324	1'31.085				1'30.170		1'31.547	1'31.138	1'31.386						
	GBR	Kawasaki ZX-10R	117	314	21	314	27	314	9	307	6	309	22	308	10	313	22			313	
4	50	GUINTOLI Sylvain	1'30.281		1'31.640	1'30.865					1'30.281		1'31.767	1'31.198	1'31.519						
	FRA	Yamaha YZF R1	102	315	19	309	22	311			7	307	22	310	10	312	22			315	
5	22	LOWES Alex	1'30.354		1'31.922	1'31.825	1'31.500			1'30.976	1'30.354		1'31.848	1'32.124	1'32.727						
	GBR	Yamaha YZF R1	104	309	18	304	21	304	10	305	8	304	7	303	16	309	2	305	22	303	
6	60	VAN DER MARK Michael	1'30.468		1'31.826	1'31.249	1'31.430				1'30.468		1'31.469	1'31.626	1'31.532						
	NED	Honda CBR1000RR SP	127	316	23	310	32	312	10	308	8	306	22	316	10	311	22			315	
7	69	HAYDEN Nicky	1'30.479		1'31.789	1'31.475	1'31.441				1'30.479		1'31.704	1'31.819	1'31.448						
	USA	Honda CBR1000RR SP	119	315	19	309	28	314	10	308	8	307	22	313	10	312	22			315	
8	32	SAVADORI Lorenzo	1'30.609		1'32.121	1'31.725	1'32.275				1'30.609		1'31.865	1'32.138	2'01.874						
	ITA	Aprilia RSV4 RF	92	312	19	312	23	311	9	303	7	311	22	309	10	309	2			307	
9	7	DAVIES Chaz	1'30.717		1'31.718	1'31.593	1'31.276				1'30.717		1'31.540	1'31.518	1'31.321						
	GBR	Ducati 1199 Panigale R	115	312	19	309	24	310	10	305	8	305	22	312	10	308	22			312	
10	2	CAMIER Leon	1'30.795		1'31.650	1'31.445					1'30.795		1'32.052	1'32.324	1'32.514						
	GBR	MV Agusta 1000 F4	72	304	15	303	17	302			8	301	22	304	3	295	7			297	
11	21	REITERBERGER Markus	1'31.031		1'31.792	1'31.854	1'31.965				1'31.031		1'31.940	1'31.780	1'31.850						
	GER	BMW S1000 RR	113	316	20	309	26	311	10	310	6	308	21	309	8	312	22			316	
12	81	TORRES Jordi	1'31.207		1'32.383	1'32.370	1'32.011			1'31.758	1'31.207		1'31.812	1'31.802	1'31.927						
	ESP	BMW S1000 RR	114	320	12	314	23	315	10	308	9	311	9	309	22	313	7	314	22	320	
13	12	FORÉS Xavi	1'31.871		1'32.070	1'32.696	1'32.139			1'31.871			1'32.417								
	ESP	Ducati 1199 Panigale R	46	304	19	304	2	303	7	299	7	301		11	303						
14	17	ABRAHAM Karel	1'31.907		1'34.277	1'33.491	1'32.788			1'32.117			1'32.792	1'31.907	1'32.562						
	CZE	BMW S1000 RR	110	316	12	307	24	313	10	306	10	307		22	314	10	314	22	316		
15	25	BROOKES Joshua	1'31.927		1'33.354	1'32.704	1'32.322			1'31.927			1'32.237	1'32.015	1'31.993						
	AUS	BMW S1000 RR	114	312	20	303	23	307	8	305	9	306		22	312	10	308	22	309		
16	40	RAMOS Román	1'32.030		1'32.689	1'32.030	1'33.120			1'32.194			1'32.470	1'32.235	1'32.392						
	ESP	Kawasaki ZX-10R	106	308	16	305	23	308	7	296	9	308		22	306	7	307	22	306		
17	20	BARRIER Sylvain	1'32.077		1'32.852	1'32.553	1'32.922			1'32.077			1'32.991	1'32.736	1'33.929						
	FRA	Kawasaki ZX-10R	107	307	17	306	19	305	9	303	8	303		22	307	10	304	22	302		
18	15	DE ANGELIS Alex	1'32.279		1'32.827	1'32.530	1'35.731			1'33.507			1'33.192	1'32.279	1'32.285						
	RSM	Aprilia RSV4 RF	84	317	21	316	20	317	2	298	6	309		3	310	10	315	22	315		
19	46	JONES Mike	1'31.913		1'32.821	1'32.476	1'31.913			1'33.722			1'32.774	1'32.484	1'32.551						
	AUS	Ducati 1199 Panigale R	81	303	16	296	20	299	4	298	5	291		22	303	3	298	11	298		
20	54	RAZGATLIOGLU Toprak	1'33.459		1'33.844	1'33.459															
	TUR	Kawasaki ZX-10R	45	301	25	301	20	299													
21	9	SCHMITTER Dominic	1'33.664		1'34.347	1'34.243	1'34.181			1'33.664			1'34.432	1'34.314	1'33.934						
	SUI	Kawasaki ZX-10R	113	303	16	299	26	300	8	295	9	303		22	298	10	303	22	302		





Phillip Island 4.445 m

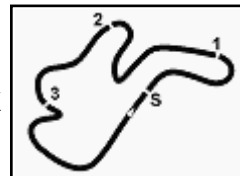
## Australian Round, 26-27-28 February 2016 World Superbike - Best Laps & Speeds

102/01

2 / 2

No.	Rider		Best Lap		FP1		FP2		FP3		SP1		SP2		RC1		W1A		RC2	
	Nat	Bike	laps	speed	laps	speed	laps	speed	laps	speed	laps	speed	laps	speed	laps	speed	laps	speed	laps	speed
22	<b>11 AL SULAITI Saeed</b>		<b>1'33.690</b>		1'36.082		1'34.861		1'34.944		<b>1'33.690</b>				1'34.179		1'34.314		1'33.796	
	QAT	Kawasaki ZX-10R	103	298	13	290	21	295	8	288	8	289			22	<b>298</b>	9	296	22	297
23	<b>56 SEBESTYÉN Péter</b>		<b>1'34.255</b>		1'34.909		1'34.990		1'36.101		1'34.346				1'34.770		1'34.255		1'34.266	
	HUN	Yamaha YZF R1	99	302	13	295	16	297	9	292	8	293			22	298	9	<b>302</b>	22	299
24	<b>10 TÓTH Imre</b>		<b>1'35.856</b>		1'35.891		1'35.946		1'36.243		1'36.272				1'37.360		1'35.856		1'36.842	
	HUN	Yamaha YZF R1	114	302	21	<b>302</b>	24	300	9	293	9	296			21	292	9	297	21	294





Phillip Island 4.445 m

## Australian Round, 26-27-28 February 2016 World Superbike - Race Winners

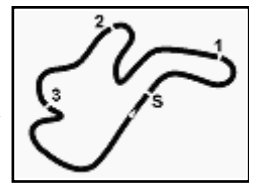
	2013	2014	2015	2016
<b>01 Phillip Island GP Circuit</b>	R1: Guintoli (Fra) Apr R2: Laverty (Irl) Apr	R1: Laverty (Irl) Suz R2: Guintoli (Fra) Apr	R1: Rea (Gbr) Kaw R2: Haslam (Gbr) Apr	R1: Rea (Gbr) Kaw R2: Rea (Gbr) Kaw
<b>02 Chang International</b>			R1: Rea (Gbr) Kaw R2: Rea (Gbr) Kaw	
<b>03 MotorLand Aragón</b>	R1: Davies (Gbr) Bmw R2: Davies (Gbr) Bmw	R1: Sykes (Gbr) Kaw R2: Sykes (Gbr) Kaw	R1: Rea (Gbr) Kaw R2: Davies (Gbr) Duc	
<b>04 TT Circuit Assen</b>	R1: Sykes (Gbr) Kaw R2: Laverty (Irl) Apr	R1: Guintoli (Fra) Apr R2: Rea (Gbr) Hon	R1: Rea (Gbr) Kaw R2: Rea (Gbr) Kaw	
<b>05 Autodromo Internazionale</b>	R1: Sykes (Gbr) Kaw R2: Sykes (Gbr) Kaw	R1: Rea (Gbr) Hon R2: Rea (Gbr) Hon	R1: Rea (Gbr) Kaw R2: Rea (Gbr) Kaw	
<b>06 Sepang International</b>		R1: Melandri (Ita) Apr R2: Melandri (Ita) Apr	R1: Rea (Gbr) Kaw R2: Davies (Gbr) Duc	
<b>07 Donington Park</b>	R1: Sykes (Gbr) Kaw R2: Sykes (Gbr) Kaw	R1: Sykes (Gbr) Kaw R2: Sykes (Gbr) Kaw	R1: Sykes (Gbr) Kaw R2: Sykes (Gbr) Kaw	
<b>08 Misano World Circuit</b>		R1: Sykes (Gbr) Kaw R2: Sykes (Gbr) Kaw	R1: Sykes (Gbr) Kaw R2: Rea (Gbr) Kaw	
<b>09 Mazda Raceway Laguna</b>	R1: Sykes (Gbr) Kaw R2: Laverty (Irl) Apr	R1: Melandri (Ita) Apr R2: Sykes (Gbr) Kaw	R1: Davies (Gbr) Duc R2: Davies (Gbr) Duc	
<b>10 Autodromo Nazionale di</b>	R1: Melandri (Ita) Bmw R2: Laverty (Irl) Apr			
<b>12 Circuit de Nevers</b>	R1: Sykes (Gbr) Kaw R2: Sykes (Gbr) Kaw	R1: Guintoli (Fra) Apr R2: Melandri (Ita) Apr	R1: Rea (Gbr) Kaw R2: Rea (Gbr) Kaw	
<b>13 Circuito de Jerez</b>	R1: Laverty (Irl) Apr R2: Laverty (Irl) Apr	R1: Melandri (Ita) Apr R2: Melandri (Ita) Apr	R1: Sykes (Gbr) Kaw R2: Davies (Gbr) Duc	
<b>14 Losail International</b>		R1: Guintoli (Fra) Apr R2: Guintoli (Fra) Apr	R1: Torres (Esp) Apr R2: Haslam (Gbr) Apr	

### 2016

### ALL TIMES

2 J. Rea

59 C. Fogarty	14 S. Russell	4 Y. Kagayama	2 M. Neukirchner	1 F. Nieto
52 T. Bayliss	14 B. Spies	4 M. Fabrizio	2 L. Baz	1 A. Barros
43 N. Haga	13 A. Slight	3 M. Doohan	1 A. Ryo	1 J. Torres
33 T. Corser	13 E. Laverty	3 A. Yanagawa	1 K. Kitagawa	
31 C. Edwards	11 S. Mertens	3 M. Tamada	1 Y. Takeda	
31 J. Rea	11 R. Xaus	3 L. Lanzi	1 T. Aoki	
27 D. Polen	11 R. Laconi	3 R. Kiyonari	1 J. Whitham	
26 T. Sykes	10 F. Pirovano	3 C. Crutchlow	1 A. Vieira	
24 C. Checa	10 C. Vermeulen	2 M. Lucchiari	1 A. Morillas	
23 R. Roche	9 C. Davies	2 T. Rymer	1 G. Goodfellow	
21 M. Biaggi	9 S. Guintoli	2 D. Chandler	1 P. Picotte	
19 M. Melandri	8 F. Merkel	2 P. Goddard	1 T. Kipp	
17 P. Chili	8 A. Gobert	2 M. Lucchinelli	1 A. Meklau	
16 G. Falappa	7 B. Bostrom	2 M. Dowson	1 J. Reynolds	
16 N. Hodgson	5 D. Tardozzi	2 K. Magee	1 C. Walker	
16 J. Toseland	5 L. Haslam	2 H. Izutsu	1 A. Pitt	
14 J. Kocinski	4 R. Phillis	2 S. Byrne	1 G. McCoy	



Phillip Island 4.445 m

## Australian Round, 26-27-28 February 2016 World Superbike - Team Standings

	February 28 PHILLIP ISLAND	March 13 BURIRAM	April 3 ARAGON	April 17 ASSEN	May 1 IMOLA	May 15 SEPANG	May 29 DONINGTON PARK	June 19 MISANO	July 10 LAGUNA SECA	July 24 MONZA	September 18 LAUSITZRING	October 2 MAGNY-COURS	October 16 JEREZ	October 28 LOSAIL
<b>1 Kawasaki Racing Team</b>	<b>71</b>													
REA Jonathan <sup>1</sup>	50	25	25											
SYKES Tom <sup>1</sup>	21	11	10											
<b>2 Honda World Superbike Team</b>	<b>56</b>													
VAN DER MARK Michael <sup>1</sup>	36	16	20											
HAYDEN Nicky <sup>13</sup>	20	7	13											
<b>3 Aruba.it Racing - Ducati</b>	<b>55</b>													
GIUGLIANO Davide <sup>3</sup>	29	13	16											
DAVIES Chaz <sup>3</sup>	26	20	6											
<b>4 Althea BMW Racing Team</b>	<b>25</b>													
TORRES Jordi <sup>10</sup>	17	8	9											
REITERBERGER Markuš <sup>8</sup>	8		8											
<b>5 Pata Yamaha Official WorldSBK Team</b>	<b>23</b>													
GUINTOLI Sylvain <sup>11</sup>	21	10	11											
LOWES Alex <sup>11</sup>	2		2											
<b>6 Milwaukee BMW</b>	<b>21</b>													
BROOKES Joshua <sup>9</sup>	13	6	7											
ABRAHAM Karel <sup>9</sup>	8	3	5											
<b>7 Team GoEleven</b>	<b>9</b>													
RAMOS Román <sup>12</sup>	9	5	4											
<b>8 MV Agusta Reparto Corse</b>	<b>9</b>													
CAMIER Leon <sup>2</sup>	9	9												
<b>9 IodaRacing Team</b>	<b>7</b>													
SAVADORI Lorenzo <sup>8</sup>	4	4												
DE ANGELIS Alex <sup>8</sup>	3		3											
<b>10 Desmo Sport Ducati</b>	<b>2</b>													
JONES Mike <sup>15</sup>	2	2												
<b>11 Pedercini Racing</b>	<b>2</b>													
BARRIER Sylvain <sup>6</sup>	2	1	1											