

## Australian Round, 26-27-28 February 2016 World Superbike - Results Free Practice 3rd Session

No.	Rider	Nat	Team	Bike	Time	Gap	Rel.	Laps	Speed	
									Avg	Max
1	1 J. REA	GBR	Kawasaki Racing Team	Kawasaki ZX-10R	<b>1'31.085</b>			9	175,682	<b>306,8</b>
2	7 C. DAVIES	GBR	Aruba.it Racing - Ducati	Ducati 1199 Panigale R	<b>1'31.276</b>	0.191	0.191	10	175,314	<b>305,1</b>
3	60 M. VAN DER MARK	NED	Honda World Superbike Team	Honda CBR1000RR SP	<b>1'31.430</b>	0.345	0.154	10	175,019	<b>307,7</b>
4	66 T. SYKES	GBR	Kawasaki Racing Team	Kawasaki ZX-10R	<b>1'31.438</b>	0.353	0.008	10	175,004	<b>303,4</b>
5	69 N. HAYDEN	USA	Honda World Superbike Team	Honda CBR1000RR SP	<b>1'31.441</b>	0.356	0.003	10	174,998	<b>307,7</b>
6	22 A. LOWES	GBR	Pata Yamaha Official WSBK Team	Yamaha YZF R1	<b>1'31.500</b>	0.415	0.059	10	174,885	<b>305,1</b>
7	34 D. GIUGLIANO	ITA	Aruba.it Racing - Ducati	Ducati 1199 Panigale R	<b>1'31.615</b>	0.530	0.115	8	174,666	<b>305,1</b>
8	46 M. JONES	AUS	Desmo Sport Ducati	Ducati 1199 Panigale R	<b>1'31.913</b>	0.828	0.298	4	174,099	<b>298,3</b>
9	21 M. REITERBERGER	GER	Althea BMW Racing Team	BMW S1000 RR	<b>1'31.965</b>	0.880	0.052	10	174,001	<b>310,3</b>
10	81 J. TORRES	ESP	Althea BMW Racing Team	BMW S1000 RR	<b>1'32.011</b>	0.926	0.046	10	173,914	<b>307,7</b>
11	12 X. FORÉS	ESP	Barni Racing Team	Ducati 1199 Panigale R	<b>1'32.139</b>	1.054	0.128	7	173,672	<b>299,2</b>
12	32 L. SAVADORI	ITA	IodaRacing Team	Aprilia RSV4 RF	<b>1'32.275</b>	1.190	0.136	9	173,416	<b>303,4</b>
13	25 J. BROOKES	AUS	Milwaukee BMW	BMW S1000 RR	<b>1'32.322</b>	1.237	0.047	8	173,328	<b>305,1</b>
14	17 K. ABRAHAM	CZE	Milwaukee BMW	BMW S1000 RR	<b>1'32.788</b>	1.703	0.466	10	172,458	<b>305,9</b>
15	20 S. BARRIER	FRA	Pedercini Racing	Kawasaki ZX-10R	<b>1'32.922</b>	1.837	0.134	9	172,209	<b>303,4</b>
16	40 R. RAMOS	ESP	Team GoEleven	Kawasaki ZX-10R	<b>1'33.120</b>	2.035	0.198	7	171,843	<b>295,9</b>
17	9 D. SCHMITTER	SUI	Grillini Racing Team	Kawasaki ZX-10R	<b>1'34.181</b>	3.096	1.061	8	169,907	<b>295,1</b>
18	11 S. AL SULAITI	QAT	Pedercini Racing	Kawasaki ZX-10R	<b>1'34.944</b>	3.859	0.763	8	168,541	<b>288,0</b>
19	15 A. DE ANGELIS	RSM	IodaRacing Team	Aprilia RSV4 RF	<b>1'35.731</b>	4.646	0.787	2	167,156	<b>297,5</b>
20	56 P. SEBESTYÉN	HUN	Team Tóth	Yamaha YZF R1	<b>1'36.101</b>	5.016	0.370	9	166,512	<b>291,9</b>
21	10 I. TÓTH	HUN	Team Tóth	Yamaha YZF R1	<b>1'36.243</b>	5.158	0.142	9	166,267	<b>292,7</b>

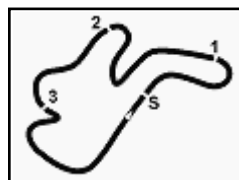
AIR	Humidity:	77%	Temp:	18°C
TRACK	Condition:	Dry	Temp:	24°C

27/02/2016 Start 10:20 End 10:37

The results are provisional until the end of the time limit for protests and appeals and the completion of the technical checks.

FCR PERGGIA TIMING





## Australian Round, 26-27-28 February 2016 World Superbike - Results Free Practice 3rd Session

### Session Highlights

10.20.11		Start
10.25.30	De Angelis	Crashed - Rider OK - Turn 10
10.26.48	De Angelis	Medical Center
10.28.03	Jones	Crashed - Turn 2
10.30.03	Jones	Medical Center
10.35.13	Ramos	On the Gravel - Re-Joined - Turn 4
10.37.09		End Of Session

### Fastest Laps Sequence

No.	Rider	Nat	Team	Bike	Local Time	Time	Gap	Avg
1	J. REA	GBR	Kawasaki Racing Team	Kawasaki ZX-10R	10:21'44.434	<b>1'41.441</b>		157,747
34	D. GIUGLIANO	ITA	Aruba.it Racing - Ducati	Ducati 1199 Panigale R	10:22'14.811	<b>1'40.881</b>	-0.560	158,623
1	J. REA	GBR	Kawasaki Racing Team	Kawasaki ZX-10R	10:23'16.308	<b>1'31.874</b>	-9.007	174,173
7	C. DAVIES	GBR	Aruba.it Racing - Ducati	Ducati 1199 Panigale R	10:23'21.625	<b>1'31.466</b>	-0.408	174,950
7	C. DAVIES	GBR	Aruba.it Racing - Ducati	Ducati 1199 Panigale R	10:24'52.901	<b>1'31.276</b>	-0.190	175,314
1	J. REA	GBR	Kawasaki Racing Team	Kawasaki ZX-10R	10:32'34.741	<b>1'31.085</b>	-0.191	175,682

27/02/2016 Start  
10:20

End  
10:37

The results are provisional until the end of the time limit for protests and appeals and the completion of the technical checks.

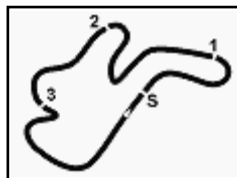
FICR PERGGIA TIMING



Official Tyre Supplier



Official Timekeeper



Phillip Island 4.445 m

**Australian Round, 26-27-28 February 2016**
**World Superbike - Best Sector & Speed Free Practice 3rd Session**
**Best Lap**

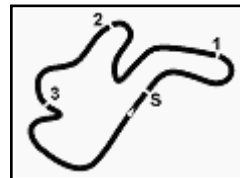
1	<b>1 J. REA</b>	Kawasaki ZX-10R	1'31.085
2	<b>7 C. DAVIES</b>	Ducati 1199 Panigale R	1'31.276
3	<b>60 M. VAN DER MARK</b>	Honda CBR1000RR SP	1'31.430
4	<b>66 T. SYKES</b>	Kawasaki ZX-10R	1'31.438
5	<b>69 N. HAYDEN</b>	Honda CBR1000RR SP	1'31.441
6	<b>22 A. LOWES</b>	Yamaha YZF R1	1'31.500
7	<b>34 D. GIUGLIANO</b>	Ducati 1199 Panigale R	1'31.615
8	<b>46 M. JONES</b>	Ducati 1199 Panigale R	1'31.913
9	<b>21 M. REITERBERGER</b>	BMW S1000 RR	1'31.965
10	<b>81 J. TORRES</b>	BMW S1000 RR	1'32.011
11	<b>12 X. FORÉS</b>	Ducati 1199 Panigale R	1'32.139
12	<b>32 L. SAVADORI</b>	Aorilia RSV4 RF	1'32.275
13	<b>25 J. BROOKES</b>	BMW S1000 RR	1'32.322
14	<b>17 K. ABRAHAM</b>	BMW S1000 RR	1'32.788
15	<b>20 S. BARRIER</b>	Kawasaki ZX-10R	1'32.922
16	<b>40 R. RAMOS</b>	Kawasaki ZX-10R	1'33.120
17	<b>9 D. SCHMITTER</b>	Kawasaki ZX-10R	1'34.181
18	<b>11 S. AL SULAITI</b>	Kawasaki ZX-10R	1'34.944
19	<b>15 A. DE ANGELIS</b>	Aorilia RSV4 RF	1'35.731
20	<b>56 P. SEBESTYÉN</b>	Yamaha YZF R1	1'36.101
21	<b>10 I. TÓTH</b>	Yamaha YZF R1	1'36.243

**Top Speeds**

1	<b>21 M. REITERBERGER</b>	BMW S1000 RR	310.3
2	<b>69 N. HAYDEN</b>	Honda CBR1000RR SP	307.7
3	<b>60 M. VAN DER MARK</b>	Honda CBR1000RR SP	307.7
4	<b>81 J. TORRES</b>	BMW S1000 RR	307.7
5	<b>1 J. REA</b>	Kawasaki ZX-10R	306.8
6	<b>17 K. ABRAHAM</b>	BMW S1000 RR	305.9
7	<b>34 D. GIUGLIANO</b>	Ducati 1199 Panigale R	305.1
8	<b>22 A. LOWES</b>	Yamaha YZF R1	305.1
9	<b>25 J. BROOKES</b>	BMW S1000 RR	305.1
10	<b>7 C. DAVIES</b>	Ducati 1199 Panigale R	305.1
11	<b>20 S. BARRIER</b>	Kawasaki ZX-10R	305.1
12	<b>32 L. SAVADORI</b>	Aorilia RSV4 RF	303.4
13	<b>66 T. SYKES</b>	Kawasaki ZX-10R	303.4
14	<b>50 S. GUINTOLI</b>	Yamaha YZF R1	302.5
15	<b>12 X. FORÉS</b>	Ducati 1199 Panigale R	299.2
16	<b>46 M. JONES</b>	Ducati 1199 Panigale R	298.3
17	<b>15 A. DE ANGELIS</b>	Aorilia RSV4 RF	297.5
18	<b>40 R. RAMOS</b>	Kawasaki ZX-10R	295.9
19	<b>9 D. SCHMITTER</b>	Kawasaki ZX-10R	295.1
20	<b>10 I. TÓTH</b>	Yamaha YZF R1	292.7
21	<b>56 P. SEBESTYÉN</b>	Yamaha YZF R1	291.9
22	<b>2 L. CAMIER</b>	MV Austa 1000 F4	291.1
23	<b>11 S. AL SULAITI</b>	Kawasaki ZX-10R	288.0

Seg. 1		Seg. 2		Seg. 3		Seg. 4		Seg. 5			
1	<b>21 M. REITERBERG</b>	3.186	1	<b>46 M. JONES</b>	18.489	1	<b>1 J. REA</b>	17.378	1	<b>69 N. HAYDEN</b>	25.482
2	<b>69 N. HAYDEN</b>	3.194	2	<b>60 M. VAN DER MAR</b>	18.495	2	<b>66 T. SYKES</b>	17.400	2	<b>1 J. REA</b>	25.614
3	<b>60 M. VAN DER MAR</b>	3.196	3	<b>7 C. DAVIES</b>	18.504	3	<b>22 A. LOWES</b>	17.407	3	<b>7 C. DAVIES</b>	25.619
4	<b>15 A. DE ANGELIS</b>	3.211	4	<b>22 A. LOWES</b>	18.574	4	<b>7 C. DAVIES</b>	17.415	4	<b>66 T. SYKES</b>	25.675
5	<b>1 J. REA</b>	3.211	5	<b>69 N. HAYDEN</b>	18.610	5	<b>60 M. VAN DER MAR</b>	17.457	5	<b>34 D. GIUGLIANO</b>	25.692
6	<b>34 D. GIUGLIANO</b>	3.214	6	<b>1 J. REA</b>	18.628	6	<b>34 D. GIUGLIANO</b>	17.473	6	<b>32 L. SAVADORI</b>	25.725
7	<b>25 J. BROOKES</b>	3.214	7	<b>66 T. SYKES</b>	18.668	7	<b>21 M. REITERBERG</b>	17.483	7	<b>22 A. LOWES</b>	25.726
8	<b>81 J. TORRES</b>	3.216	8	<b>12 X. FORÉS</b>	18.677	8	<b>69 N. HAYDEN</b>	17.494	8	<b>60 M. VAN DER MAR</b>	25.734
9	<b>22 A. LOWES</b>	3.222	9	<b>21 M. REITERBERG</b>	18.682	9	<b>81 J. TORRES</b>	17.513	9	<b>46 M. JONES</b>	25.761
10	<b>20 S. BARRIER</b>	3.231	10	<b>20 S. BARRIER</b>	18.729	10	<b>2 L. CAMIER</b>	17.559	10	<b>81 J. TORRES</b>	25.789
11	<b>7 C. DAVIES</b>	3.234	11	<b>81 J. TORRES</b>	18.755	11	<b>46 M. JONES</b>	17.585	11	<b>21 M. REITERBERG</b>	25.790
12	<b>17 K. ABRAHAM</b>	3.237	12	<b>25 J. BROOKES</b>	18.766	12	<b>12 X. FORÉS</b>	17.598	12	<b>25 J. BROOKES</b>	25.835
13	<b>32 L. SAVADORI</b>	3.242	13	<b>34 D. GIUGLIANO</b>	18.775	13	<b>17 K. ABRAHAM</b>	17.609	13	<b>12 X. FORÉS</b>	25.875
14	<b>66 T. SYKES</b>	3.247	14	<b>17 K. ABRAHAM</b>	18.834	14	<b>25 J. BROOKES</b>	17.623	14	<b>20 S. BARRIER</b>	26.057
15	<b>50 S. GUINTOLI</b>	3.269	15	<b>50 S. GUINTOLI</b>	18.882	15	<b>32 L. SAVADORI</b>	17.629	15	<b>40 R. RAMOS</b>	26.071
16	<b>12 X. FORÉS</b>	3.287	16	<b>32 L. SAVADORI</b>	18.964	16	<b>40 R. RAMOS</b>	17.653	16	<b>2 L. CAMIER</b>	26.120
17	<b>46 M. JONES</b>	3.308	17	<b>2 L. CAMIER</b>	18.983	17	<b>15 A. DE ANGELIS</b>	17.752	17	<b>17 K. ABRAHAM</b>	26.187
18	<b>40 R. RAMOS</b>	3.339	18	<b>15 A. DE ANGELIS</b>	19.049	18	<b>20 S. BARRIER</b>	17.754	18	<b>9 D. SCHMITTER</b>	26.385
19	<b>9 D. SCHMITTER</b>	3.341	19	<b>40 R. RAMOS</b>	19.057	19	<b>50 S. GUINTOLI</b>	17.780	19	<b>11 S. AL SULAITI</b>	26.531
20	<b>56 P. SEBESTYÉN</b>	3.359	20	<b>9 D. SCHMITTER</b>	19.328	20	<b>9 D. SCHMITTER</b>	17.925	20	<b>56 P. SEBESTYÉN</b>	26.883
21	<b>10 I. TÓTH</b>	3.359	21	<b>11 S. AL SULAITI</b>	19.330	21	<b>11 S. AL SULAITI</b>	18.121	21	<b>50 S. GUINTOLI</b>	26.955
22	<b>2 L. CAMIER</b>	3.376	22	<b>10 I. TÓTH</b>	19.620	22	<b>56 P. SEBESTYÉN</b>	18.243	22	<b>10 I. TÓTH</b>	27.007
23	<b>11 S. AL SULAITI</b>	3.394	23	<b>56 P. SEBESTYÉN</b>	19.668	23	<b>50 S. GUINTOLI</b>	18.247	23	<b>15 A. DE ANGELIS</b>	27.048





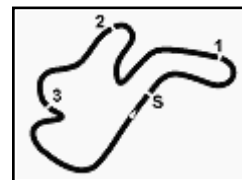
Phillip Island 4.445 m

1 / 1

## Australian Round, 26-27-28 February 2016 World Superbike - Ideal Time Free Practice 3rd Session

No. Rider	Nat	Bike	Seg. 1 Diff. 1	Seg. 2 Diff. 2	Seg. 3 Diff. 3	Seg. 4 Diff. 4	Seg. 5 Diff. 5	Ideal Time Best Lap	Pos.	Diff.
1 1 J. REA	GBR	Kawasaki ZX-10R	3.211	18.628 0.032	<b>26.222</b>	<b>17.378</b>	25.614	<b>1'31.053</b> 1'31.085	1	0.032
2 7 C. DAVIES	GBR	Ducati 1199 Panigale R	3.234 0.017	18.504	26.345 0.074	17.415 0.048	25.619 0.020	<b>1'31.117</b> 1'31.276	2	0.159
3 69 N. HAYDEN	USA	Honda CBR1000RR SP	3.194 0.006	18.610 0.066	26.417 0.127	17.494 0.045	<b>25.482</b>	<b>1'31.197</b> 1'31.441	5	0.244
4 60 M. VAN DER MARK	NED	Honda CBR1000RR SP	3.196 0.066	18.495	26.332 0.085	17.457 0.065	25.734	<b>1'31.214</b> 1'31.430	3	0.216
5 22 A. LOWES	GBR	Yamaha YZF R1	3.222 0.057	18.574	26.394 0.080	17.407	25.726 0.040	<b>1'31.323</b> 1'31.500	6	0.177
6 66 T. SYKES	GBR	Kawasaki ZX-10R	3.247 0.009	18.668 0.008	26.341	17.400	25.675 0.090	<b>1'31.331</b> 1'31.438	4	0.107
7 34 D. GIUGLIANO	ITA	Ducati 1199 Panigale R	3.214 0.065	18.775	26.358 0.038	17.473	25.692	<b>1'31.512</b> 1'31.615	7	0.103
8 21 M. REITERBERGER	GER	BMW S1000 RR	<b>3.186</b> 0.038	18.682 0.148	26.514 0.026	17.483 0.064	25.790 0.034	<b>1'31.655</b> 1'31.965	9	0.310
9 46 M. JONES	AUS	Ducati 1199 Panigale R	3.308	<b>18.489</b>	26.692 0.064	17.585 0.014	25.761	<b>1'31.835</b> 1'31.913	8	0.078
10 81 J. TORRES	ESP	BMW S1000 RR	3.216 0.031	18.755 0.065	26.573	17.513 0.042	25.789 0.027	<b>1'31.846</b> 1'32.011	10	0.165
11 32 L. SAVADORI	ITA	Aprilia RSV4 RF	3.242	18.964 0.166	26.458	17.629 0.091	25.725	<b>1'32.018</b> 1'32.275	12	0.257
12 25 J. BROOKES	AUS	BMW S1000 RR	3.214 0.078	18.766 0.177	26.629	17.623	25.835	<b>1'32.067</b> 1'32.322	13	0.255
13 12 X. FORÉS	ESP	Ducati 1199 Panigale R	3.287 0.005	18.677	26.697	17.598	25.875	<b>1'32.134</b> 1'32.139	11	0.005
14 20 S. BARRIER	FRA	Kawasaki ZX-10R	3.231 0.059	18.729	26.926 0.032	17.754	26.057 0.134	<b>1'32.697</b> 1'32.922	15	0.225
15 17 K. ABRAHAM	CZE	BMW S1000 RR	3.237 0.014	18.834	26.907	17.609	26.187	<b>1'32.774</b> 1'32.788	14	0.014
16 40 R. RAMOS	ESP	Kawasaki ZX-10R	3.339 0.004	19.057 0.136	26.835 0.025	17.653	26.071	<b>1'32.955</b> 1'33.120	16	0.165
17 9 D. SCHMITTER	SUI	Kawasaki ZX-10R	3.341 0.077	19.328 0.043	27.082	17.925	26.385	<b>1'34.061</b> 1'34.181	17	0.120
18 15 A. DE ANGELIS	RSM	Aprilia RSV4 RF	3.211 0.112	19.049 0.596	27.048 0.765	17.752 0.037	27.048 0.113	<b>1'34.108</b> 1'35.731	19	1.623
19 11 S. AL SULAITI	QAT	Kawasaki ZX-10R	3.394 0.035	19.330 0.237	27.196	18.121 0.071	26.531 0.029	<b>1'34.572</b> 1'34.944	18	0.372
20 56 P. SEBESTYÉN	HUN	Yamaha YZF R1	3.359 0.048	19.668	27.860 0.040	18.243	26.883	<b>1'36.013</b> 1'36.101	20	0.088
21 10 I. TÓTH	HUN	Yamaha YZF R1	3.359 0.022	19.620 0.021	27.929 0.038	18.247	27.007	<b>1'36.162</b> 1'36.243	21	0.081
<b>Overall Ideal Time</b>			3.186	18.489	26.222	17.378	25.482	<b>1'30.757</b>		





Phillip Island 4.445 m

## Australian Round, 26-27-28 February 2016

### World Superbike - Chronological Analysis Free Practice 3rd Session

14° 17 K. ABRAHAM (1'32.788)									
Lap	Seg. 1	Seg. 2	Seg. 3	Seg. 4	Seg. 5	Lap Time	km/h	Local Time	
1			29.253	18.454	27.277	1'51.950 P			10:19'58.178
2	3.299	19.222	27.117	17.745	26.373	1'33.756	297.5		10:21'50.128
3	3.251	19.150	27.043	17.723	26.391	1'33.558	304.2		10:23'23.884
4	3.261	19.054	27.191	17.717	26.443	1'33.666	302.5		10:24'57.442
5	3.263	19.442	27.828	17.728	26.326	1'34.587	302.5		10:26'31.108
6	3.275	19.834	30.292	18.149	27.613	1'39.163	301.7		10:28'05.695
7	3.247	19.129	27.182	17.670	26.213	1'33.441	303.4		10:29'44.858
8	3.251	<b>18.834</b>	<b>26.907</b>	<b>17.609</b>	<b>26.187</b>	<b>1'32.788</b>	304.4		10:31'18.299
9	3.254	20.534	29.069	20.658	29.138	1'42.653	302.5		10:32'51.087
10	<b>3.237</b>	18.905	43.743	23.865	26.632	1'56.382	<b>305.9</b>		10:34'33.740
									10:36'30.122

15° 20 S. BARRIER (1'32.922)									
Lap	Seg. 1	Seg. 2	Seg. 3	Seg. 4	Seg. 5	Lap Time	km/h	Local Time	
1			28.407	17.864	26.300	1'46.994 P			10:20'27.091
2	3.271	19.045	27.586	17.929	26.088	1'33.919	301.7		10:22'14.085
3	3.278	19.006	27.002	<b>17.754</b>	<b>26.057</b>	1'33.097	300.8		10:23'48.004
4	<b>3.231</b>	18.876	41.845	21.165	26.498	1'51.615	<b>303.4</b>		10:25'21.101
5	3.346	19.801	30.157	17.792	26.171	1'37.267	293.5		10:27'12.716
6	3.290	<b>18.729</b>	26.958	<b>17.754</b>	26.191	<b>1'32.922</b>	299.2		10:28'49.983
7	3.328	19.128	27.120	17.852	26.352	1'33.780	296.7		10:30'22.905
8	3.331	19.021	<b>26.926</b>	17.811	26.288	1'33.377	295.1		10:31'56.685
9	3.335	19.027	27.396	17.997	26.416	1'34.171	296.7		10:33'30.062
									10:35'04.233

16° 40 R. RAMOS (1'33.120)									
Lap	Seg. 1	Seg. 2	Seg. 3	Seg. 4	Seg. 5	Lap Time	km/h	Local Time	
1			28.296	18.144	2'39.690	4'00.217 P			10:20'10.877
2			27.253	18.029	26.602	1'43.000 P			10:24'11.094
3	3.353	19.295	27.008	17.922	26.328	1'33.906	295.1		10:25'54.094
4	3.340	19.877	30.576	17.751	27.466	1'39.010	295.1		10:27'28.000
5	<b>3.339</b>	19.194	<b>26.835</b>	17.800	<b>26.071</b>	1'33.239	<b>295.9</b>		10:29'07.010
6	3.343	19.193	26.860	<b>17.653</b>	<b>26.071</b>	1'33.120	295.1		10:30'40.249
7	3.390	25.671	32.213	21.410	30.878	1'53.562	286.5		10:32'13.369
									10:34'06.931

17° 9 D. SCHMITTER (1'34.181)									
Lap	Seg. 1	Seg. 2	Seg. 3	Seg. 4	Seg. 5	Lap Time	km/h	Local Time	
1			30.466	18.817	27.909	1'49.537 P			10:20'44.314
2	3.434	20.063	28.514	18.463	26.572	1'37.046	287.2		10:22'33.851
3	<b>3.341</b>	19.538	40.409	18.657	27.250	1'49.195	<b>295.1</b>		10:24'10.897
4	3.423	19.664	27.205	18.229	26.502	1'35.023	283.5		10:26'00.092
5	3.406	19.770	27.596	18.230	2'45.014	3'54.016 P	287.2		10:27'35.115
6			28.233	18.277	26.772	1'44.803 P			10:31'29.131
7	3.418	19.371	<b>27.082</b>	<b>17.925</b>	<b>26.385</b>	1'34.181	287.2		10:33'13.934
8	3.419	<b>19.328</b>	27.238	18.084	26.424	1'34.493	287.2		10:34'48.115
									10:36'22.608

18° 11 S. AL SULAITI (1'34.944)									
Lap	Seg. 1	Seg. 2	Seg. 3	Seg. 4	Seg. 5	Lap Time	km/h	Local Time	
1			28.935	18.958	28.476	1'46.864 P			10:20'47.383
2	<b>3.394</b>	19.853	27.837	18.411	26.774	1'36.269	<b>288.0</b>		10:22'34.247
3	3.445	<b>19.330</b>	27.624	<b>18.121</b>	<b>26.531</b>	1'35.051	285.7		10:24'10.516
4	3.427	19.412	27.246	18.285	26.595	1'34.965	284.2		10:25'45.567
5	3.470	19.499	27.438	18.408	<b>26.531</b>	1'35.346	283.5		10:27'20.532
6	3.439	24.315	29.601	18.430	29.416	1'45.201	284.2		10:28'55.878
7	3.429	19.567	<b>27.196</b>	18.192	26.560	1'34.944	285.0		10:30'41.079
8	3.468	23.668	33.160	21.461	1'14.437	2'36.194 P	280.5		10:32'16.023
									10:34'52.217

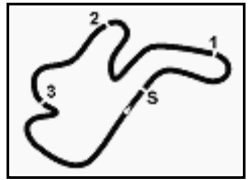
19° 15 A. DE ANGELIS (1'35.731)									
Lap	Seg. 1	Seg. 2	Seg. 3	Seg. 4	Seg. 5	Lap Time	km/h	Local Time	
1			29.252	18.509	<b>27.048</b>	1'49.929 P			10:20'09.600
2	3.323	19.645	27.813	17.789	27.161	<b>1'35.731</b>	287.2		10:21'59.529
									10:23'35.260

20° 56 P. SEBESTYÉN (1'36.101)									
Lap	Seg. 1	Seg. 2	Seg. 3	Seg. 4	Seg. 5	Lap Time	km/h	Local Time	
1	8.976	27.117	34.064	19.292	27.287	1'56.736 P	97.1		10:20'15.092
2	3.385	20.197	28.515	18.631	27.065	1'37.793	290.3		10:22'11.828
3	<b>3.359</b>	19.983	<b>27.860</b>	18.646	27.147	1'36.995	<b>291.9</b>		10:23'49.621
4	3.382	19.884	28.146	18.614	27.098	1'37.124	291.1		10:25'26.616
5	3.415	23.842	37.574	22.466	27.597	1'54.894	288.8		10:27'03.740
6	3.396	21.060	33.756	18.490	27.704	1'44.406	290.3		10:28'58.634
7	3.383	19.683	28.676	18.484	26.927	1'37.153	<b>291.9</b>		10:30'43.040
									10:32'20.193

P = Pits In/Out - C = Lap-Time Cancelled





Phillip Island 4.445 m

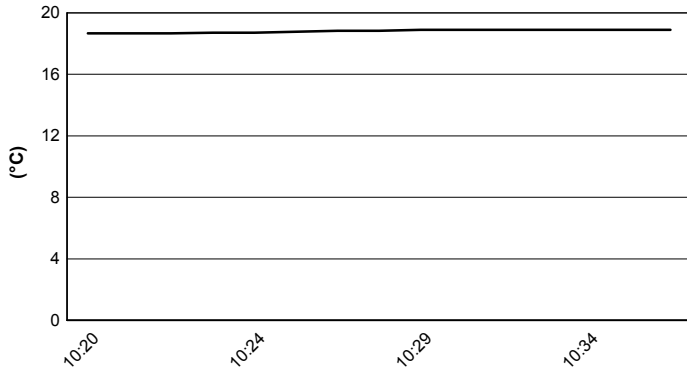
Australian Round, 26-27-28 February 2016

World Superbike - Weather Report Free Practice 3rd Session

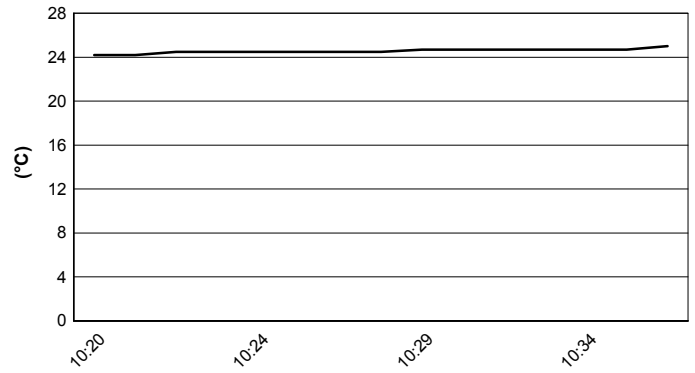
Session started 10:20

Session ended 10:37

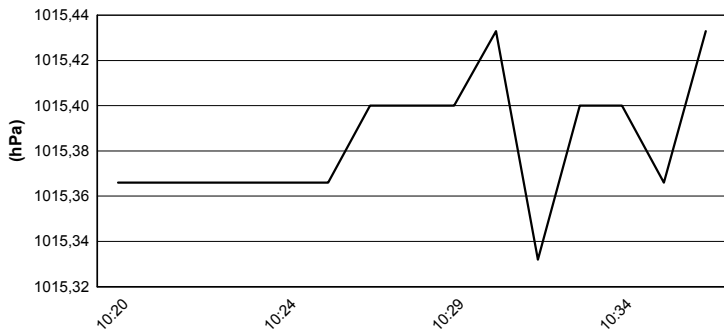
### Air Temperature



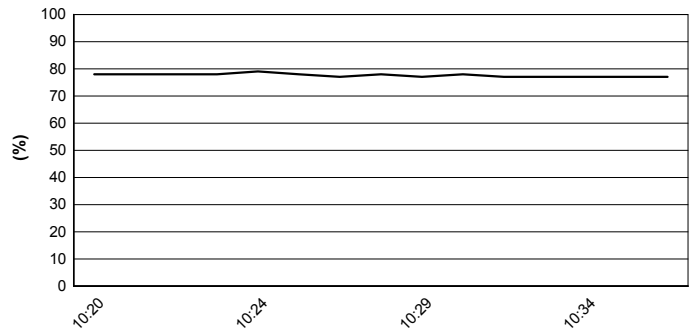
### Track Temperature



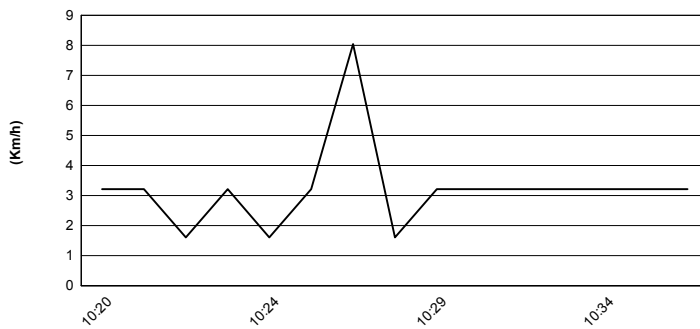
### Air Pressure



### Humidity



### Wind Speed



### Wind Direction

