

Phillip Island 4.445 m

1 / 2

## Australian Round, 26-27-28 February 2016

### World Superbike - Results Superpole 1

No.	Rider	Nat	Team	Bike	Time	Gap	Rel.	Laps	Speed	
									Avg	Max
1*	22	A. LOWES	GBR Pata Yamaha Official WSBK Team	Yamaha YZF R1	<b>1'30.976</b>			8	175,893	<b>304,2</b>
2*	81	J. TORRES	ESP Althea BMW Racing Team	BMW S1000 RR	<b>1'31.758</b>	0.782	0.782	9	174,394	<b>311,2</b>
3	12	X. FORÉS	ESP Barni Racing Team	Ducati 1199 Panigale R	<b>1'31.871</b>	0.895	0.113	7	174,179	<b>300,8</b>
4	25	J. BROOKES	AUS Milwaukee BMW	BMW S1000 RR	<b>1'31.927</b>	0.951	0.056	9	174,073	<b>305,9</b>
5	20	S. BARRIER	FRA Pedercini Racing	Kawasaki ZX-10R	<b>1'32.077</b>	1.101	0.150	8	173,789	<b>303,4</b>
6	17	K. ABRAHAM	CZE Milwaukee BMW	BMW S1000 RR	<b>1'32.117</b>	1.141	0.040	10	173,714	<b>306,8</b>
7	40	R. RAMOS	ESP Team GoEleven	Kawasaki ZX-10R	<b>1'32.194</b>	1.218	0.077	9	173,569	<b>307,7</b>
8	15	A. DE ANGELIS	RSM IodaRacing Team	Aprilia RSV4 RF	<b>1'33.507</b>	2.531	1.313	6	171,132	<b>308,6</b>
9	9	D. SCHMITTER	SUI Grillini Racing Team	Kawasaki ZX-10R	<b>1'33.664</b>	2.688	0.157	9	170,845	<b>303,4</b>
10	11	S. AL SULAITI	QAT Pedercini Racing	Kawasaki ZX-10R	<b>1'33.690</b>	2.714	0.026	8	170,797	<b>288,8</b>
11	46	M. JONES	AUS Desmo Sport Ducati	Ducati 1199 Panigale R	<b>1'33.722</b>	2.746	0.032	5	170,739	<b>291,1</b>
12	56	P. SEBESTYÉN	HUN Team Tóth	Yamaha YZF R1	<b>1'34.346</b>	3.370	0.624	8	169,610	<b>293,5</b>
13	10	I. TÓTH	HUN Team Tóth	Yamaha YZF R1	<b>1'36.272</b>	5.296	1.926	9	166,217	<b>295,9</b>
14	54	T. RAZGATLIOGLU	TUR Grillini Racing Team	Kawasaki ZX-10R				0		

\* Qualified to Superpole 2

AIR	Humidity:	68%	Temp:	21°C
TRACK	Condition:	Dry	Temp:	31°C

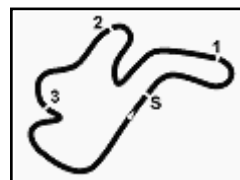
27/02/2016 Start  
12:30

End  
12:47

The results are provisional until the end of the time limit for protests and appeals and the completion of the technical checks.

FOR PERIODIC TIMING





## Australian Round, 26-27-28 February 2016

### World Superbike - Results Superpole 1

#### Session Highlights

12.30.10 Start  
 12.47.02 End Of Session

#### Fastest Laps Sequence

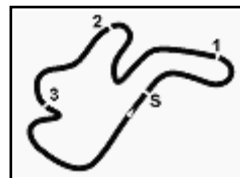
No.	Rider	Nat	Team	Bike	Local Time	Time	Gap	Avg
25	J. BROOKES	AUS	Milwaukee BMW	BMW S1000 RR	12:31'43.773	<b>1'41.149</b>		158,202
25	J. BROOKES	AUS	Milwaukee BMW	BMW S1000 RR	12:33'16.597	<b>1'32.824</b>	-8.325	172,391
12	X. FORÉS	ESP	Barni Racing Team	Ducati 1199 Panigale R	12:33'18.709	<b>1'32.399</b>	-0.425	173,184
22	A. LOWES	GBR	Pata Yamaha Official WSBK Team	Yamaha YZF R1	12:33'35.866	<b>1'31.452</b>	-0.947	174,977
22	A. LOWES	GBR	Pata Yamaha Official WSBK Team	Yamaha YZF R1	12:35'06.842	<b>1'30.976</b>	-0.476	175,893

27/02/2016 Start 12:30 End 12:47

The results are provisional until the end of the time limit for protests and appeals and the completion of the technical checks.

FCR PERODIA TIMING





Phillip Island 4.445 m

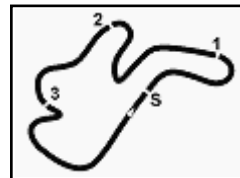
**Australian Round, 26-27-28 February 2016**
**World Superbike - Best Sector & Speed Superpole 1**
**Best Lap**

1	22 A. LOWES	Yamaha YZF R1	1'30.976
2	81 J. TORRES	BMW S1000 RR	1'31.758
3	12 X. FORÉS	Ducati 1199 Panigale R	1'31.871
4	25 J. BROOKES	BMW S1000 RR	1'31.927
5	20 S. BARRIER	Kawasaki ZX-10R	1'32.077
6	17 K. ABRAHAM	BMW S1000 RR	1'32.117
7	40 R. RAMOS	Kawasaki ZX-10R	1'32.194
8	15 A. DE ANGELIS	Aprilia RSV4 RF	1'33.507
9	9 D. SCHMITTER	Kawasaki ZX-10R	1'33.664
10	11 S. AL SULAITI	Kawasaki ZX-10R	1'33.690
11	46 M. JONES	Ducati 1199 Panigale R	1'33.722
12	56 P. SEBESTYÉN	Yamaha YZF R1	1'34.346
13	10 I. TÓTH	Yamaha YZF R1	1'36.272
14	54 T. RAZGATLIOGLU	Kawasaki ZX-10R	

**Top Speeds**

1	81 J. TORRES	BMW S1000 RR	311.2
2	15 A. DE ANGELIS	Aprilia RSV4 RF	308.6
3	40 R. RAMOS	Kawasaki ZX-10R	307.7
4	17 K. ABRAHAM	BMW S1000 RR	306.8
5	25 J. BROOKES	BMW S1000 RR	305.9
6	22 A. LOWES	Yamaha YZF R1	304.2
7	9 D. SCHMITTER	Kawasaki ZX-10R	303.4
8	20 S. BARRIER	Kawasaki ZX-10R	303.4
9	12 X. FORÉS	Ducati 1199 Panigale R	300.8
10	10 I. TÓTH	Yamaha YZF R1	295.9
11	56 P. SEBESTYÉN	Yamaha YZF R1	293.5
12	46 M. JONES	Ducati 1199 Panigale R	291.1
13	11 S. AL SULAITI	Kawasaki ZX-10R	288.8

Seg. 1		Seg. 2		Seg. 3		Seg. 4		Seg. 5			
1	81 J. TORRES	3.190	1	22 A. LOWES	18.439	1	22 A. LOWES	17.410	1	22 A. LOWES	25.462
2	17 K. ABRAHAM	3.197	2	20 S. BARRIER	18.614	2	12 X. FORÉS	17.439	2	81 J. TORRES	25.675
3	15 A. DE ANGELIS	3.212	3	12 X. FORÉS	18.652	3	81 J. TORRES	17.469	3	12 X. FORÉS	25.715
4	40 R. RAMOS	3.220	4	25 J. BROOKES	18.671	4	25 J. BROOKES	17.480	4	25 J. BROOKES	25.734
5	25 J. BROOKES	3.231	5	17 K. ABRAHAM	18.718	5	40 R. RAMOS	17.505	5	40 R. RAMOS	25.810
6	20 S. BARRIER	3.234	6	81 J. TORRES	18.762	6	20 S. BARRIER	17.505	6	20 S. BARRIER	25.846
7	22 A. LOWES	3.236	7	40 R. RAMOS	18.835	7	17 K. ABRAHAM	17.530	7	17 K. ABRAHAM	25.888
8	12 X. FORÉS	3.279	8	46 M. JONES	18.936	8	11 S. AL SULAITI	17.769	8	15 A. DE ANGELIS	26.062
9	9 D. SCHMITTER	3.297	9	11 S. AL SULAITI	19.115	9	9 D. SCHMITTER	17.817	9	9 D. SCHMITTER	26.172
10	56 P. SEBESTYÉN	3.337	10	15 A. DE ANGELIS	19.135	10	15 A. DE ANGELIS	17.857	10	46 M. JONES	26.186
11	10 I. TÓTH	3.345	11	9 D. SCHMITTER	19.249	11	56 P. SEBESTYÉN	17.923	11	11 S. AL SULAITI	26.296
12	46 M. JONES	3.388	12	56 P. SEBESTYÉN	19.364	12	46 M. JONES	17.987	12	56 P. SEBESTYÉN	26.367
13	11 S. AL SULAITI	3.399	13	10 I. TÓTH	19.719	13	10 I. TÓTH	18.223	13	10 I. TÓTH	26.952



Phillip Island 4.445 m

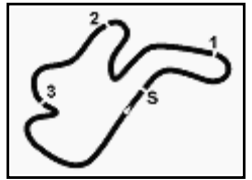
**1 / 1**

## Australian Round, 26-27-28 February 2016

### World Superbike - Ideal Times Superpole 1

No. Rider	Nat	Bike	Seg. 1 Diff. 1	Seg. 2 Diff. 2	Seg. 3 Diff. 3	Seg. 4 Diff. 4	Seg. 5 Diff. 5	Ideal Time Best Lap	Pos.	Diff.
1 <b>22 A. LOWES</b>	GBR	Yamaha YZF R1	3.236 0.040	<b>18.439</b>	<b>26.389</b>	<b>17.410</b>	<b>25.462</b>	<b>1'30.936</b> 1'30.976	2	0.040
2 <b>12 X. FORÉS</b>	ESP	Ducati 1199 Panigale R	3.279	18.652	26.523	17.439	25.715 0.263	<b>1'31.608</b> 1'31.871	4	0.263
3 <b>81 J. TORRES</b>	ESP	BMW S1000 RR	<b>3.190</b> 0.036	18.762 0.054	26.524 0.048	17.469	25.675	<b>1'31.620</b> 1'31.758	3	0.138
4 <b>25 J. BROOKES</b>	AUS	BMW S1000 RR	3.231 0.024	18.671 0.019	26.622 0.007	17.530 0.089	25.734	<b>1'31.788</b> 1'31.927	5	0.139
5 <b>20 S. BARRIER</b>	FRA	Kawasaki ZX-10R	3.234	18.614 0.178	26.700	17.505	25.846	<b>1'31.899</b> 1'32.077	6	0.178
6 <b>40 R. RAMOS</b>	ESP	Kawasaki ZX-10R	3.220 0.101	18.835	26.637	17.505 0.086	25.810	<b>1'32.007</b> 1'32.194	8	0.187
7 <b>17 K. ABRAHAM</b>	CZE	BMW S1000 RR	3.197 0.032	18.718	26.802	17.480	25.888	<b>1'32.085</b> 1'32.117	7	0.032
8 <b>9 D. SCHMITTER</b>	SUI	Kawasaki ZX-10R	3.297 0.038	19.249 0.018	26.964 0.005	17.769 0.152	26.172	<b>1'33.451</b> 1'33.664	10	0.213
9 <b>15 A. DE ANGELIS</b>	RSM	Aprilia RSV4 RF	3.212 0.052	19.135	27.189	17.857	26.062	<b>1'33.455</b> 1'33.507	9	0.052
10 <b>46 M. JONES</b>	AUS	Ducati 1199 Panigale R	3.388 0.019	18.936	27.260	17.817	26.186 0.116	<b>1'33.587</b> 1'33.722	12	0.135
11 <b>11 S. AL SULAITI</b>	QAT	Kawasaki ZX-10R	3.399 0.025	19.115	26.932	17.923	26.296	<b>1'33.665</b> 1'33.690	11	0.025
12 <b>56 P. SEBESTYÉN</b>	HUN	Yamaha YZF R1	3.337 0.036	19.364 0.035	27.220	17.987	26.367	<b>1'34.275</b> 1'34.346	13	0.071
13 <b>10 I. TÓTH</b>	HUN	Yamaha YZF R1	3.345	19.719 0.011	27.926 0.056	18.223	26.952 0.040	<b>1'36.165</b> 1'36.272	14	0.107
<b>Overall Ideal Time</b>			3.190	18.439	26.389	17.410	25.462	<b>1'30.890</b>		






Phillip Island 4.445 m

## Australian Round, 26-27-28 February 2016 World Superbike - Weather Report Superpole 1

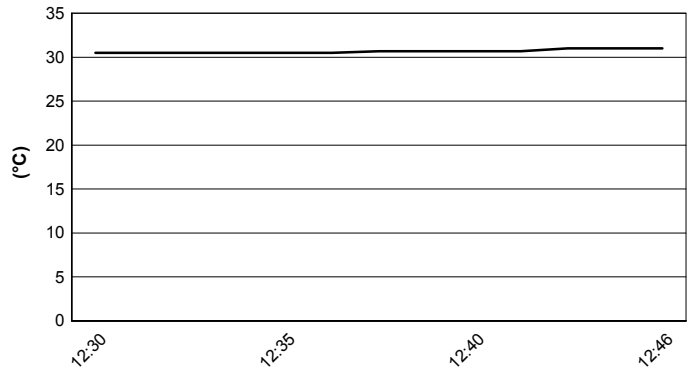
Session started 12:30

Session ended 12:47

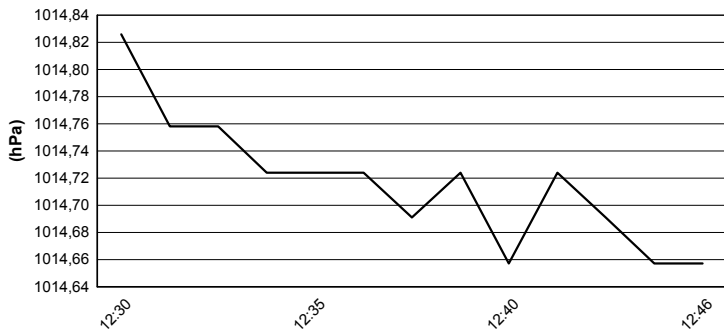
### Air Temperature



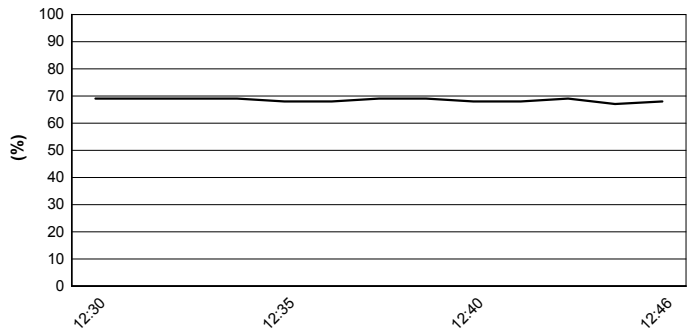
### Track Temperature



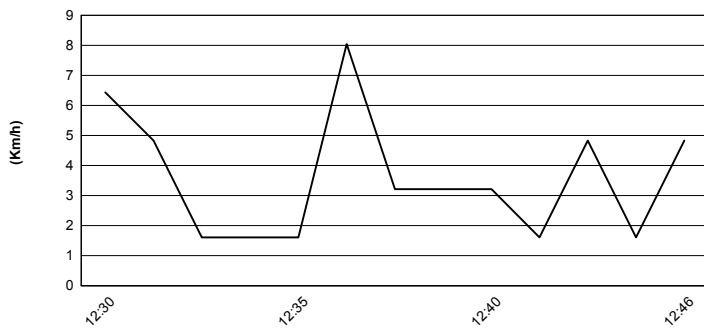
### Air Pressure



### Humidity



### Wind Speed



### Wind Direction

