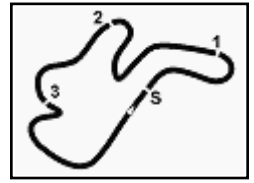


Phillip Island 4.445 m

**Australian Round, 26-27-28 February 2016**
**World Superbike - Free Practices + Superpole Combined Results**

No.	Rider	Nat	Team	Bike	FP 1	FP 2	Laps	Superpole	Gap	Time	Avg
1	<b>66 T. SYKES</b>	GBR	Kawasaki Racing Team	Kawasaki ZX-10R	1'31.543	<b>1'31.363</b>	44	<b>1'30.020</b>		<b>1'30.020</b>	177,760
2	<b>34 D. GIUGLIANO</b>	ITA	Aruba.it Racing - Ducati	Ducati 1199 Panigale R	1'31.844	<b>1'31.527</b>	41	<b>1'30.098</b>	0.078	<b>1'30.098</b>	177,607
3	<b>1 J. REA</b>	GBR	Kawasaki Racing Team	Kawasaki ZX-10R	1'31.641	<b>1'31.324</b>	48	<b>1'30.170</b>	0.150	<b>1'30.170</b>	177,465
4	<b>50 S. GUINTOLI</b>	FRA	Pata Yamaha Official WSBK Team	Yamaha YZF R1	1'31.640	<b>1'30.865</b>	41	<b>1'30.281</b>	0.261	<b>1'30.281</b>	177,247
5	<b>22 A. LOWES</b>	GBR	Pata Yamaha Official WSBK Team	Yamaha YZF R1	1'31.922	<b>1'31.825</b>	39	<b>1'30.354</b>	0.334	<b>1'30.354</b>	177,103
6	<b>60 M. VAN DER MARK</b>	NED	Honda World Superbike Team	Honda CBR1000RR SP	1'31.826	<b>1'31.249</b>	55	<b>1'30.468</b>	0.448	<b>1'30.468</b>	176,880
7	<b>69 N. HAYDEN</b>	USA	Honda World Superbike Team	Honda CBR1000RR SP	1'31.789	<b>1'31.475</b>	47	<b>1'30.479</b>	0.459	<b>1'30.479</b>	176,859
8	<b>32 L. SAVADORI</b>	ITA	IodaRacing Team	Aprilia RSV4 RF	1'32.121	<b>1'31.725</b>	42	<b>1'30.609</b>	0.589	<b>1'30.609</b>	176,605
9	<b>7 C. DAVIES</b>	GBR	Aruba.it Racing - Ducati	Ducati 1199 Panigale R	1'31.718	<b>1'31.593</b>	43	<b>1'30.717</b>	0.697	<b>1'30.717</b>	176,395
10	<b>2 L. CAMIER</b>	GBR	MV Agusta Reparto Corse	MV Agusta 1000 F4	1'31.650	<b>1'31.445</b>	32	<b>1'30.795</b>	0.775	<b>1'30.795</b>	176,243
11	<b>21 M. REITERBERGER</b>	GER	Althea BMW Racing Team	BMW S1000 RR	<b>1'31.792</b>	1'31.854	46	<b>1'31.031</b>	1.011	<b>1'31.031</b>	175,786
12	<b>81 J. TORRES</b>	ESP	Althea BMW Racing Team	BMW S1000 RR	1'32.383	<b>1'32.370</b>	35	<b>1'31.207</b>	1.187	<b>1'31.207</b>	175,447
13	<b>12 X. FORÉS</b>	ESP	Barni Racing Team	Ducati 1199 Panigale R	<b>1'32.070</b>	1'32.696	21	<b>1'31.871</b>		<b>1'31.871</b>	174,179
14	<b>25 J. BROOKES</b>	AUS	Milwaukee BMW	BMW S1000 RR	1'33.354	<b>1'32.704</b>	43	<b>1'31.927</b>	0.056	<b>1'31.927</b>	174,073
15	<b>20 S. BARRIER</b>	FRA	Pedercini Racing	Kawasaki ZX-10R	1'32.852	<b>1'32.553</b>	36	<b>1'32.077</b>	0.206	<b>1'32.077</b>	173,789
16	<b>17 K. ABRAHAM</b>	CZE	Milwaukee BMW	BMW S1000 RR	1'34.277	<b>1'33.491</b>	36	<b>1'32.117</b>	0.246	<b>1'32.117</b>	173,714
17	<b>40 R. RAMOS</b>	ESP	Team GoEleven	Kawasaki ZX-10R	1'32.689	<b>1'32.030</b>	39	<b>1'32.194</b>	0.323	<b>1'32.194</b>	173,569
18	<b>15 A. DE ANGELIS</b>	RSM	IodaRacing Team	Aprilia RSV4 RF	1'32.827	<b>1'32.530</b>	41	<b>1'33.507</b>	1.636	<b>1'33.507</b>	171,132
19	<b>9 D. SCHMITTER</b>	SUI	Grillini Racing Team	Kawasaki ZX-10R	1'34.347	<b>1'34.243</b>	42	<b>1'33.664</b>	1.793	<b>1'33.664</b>	170,845
20	<b>11 S. AL SULAITI</b>	QAT	Pedercini Racing	Kawasaki ZX-10R	1'36.082	<b>1'34.861</b>	34	<b>1'33.690</b>	1.819	<b>1'33.690</b>	170,797
21	<b>46 M. JONES</b>	AUS	Desmo Sport Ducati	Ducati 1199 Panigale R	1'32.821	<b>1'32.476</b>	36	<b>1'33.722</b>	1.851	<b>1'33.722</b>	170,739
22	<b>56 P. SEBESTYÉN</b>	HUN	Team Tóth	Yamaha YZF R1	<b>1'34.909</b>	1'34.990	29	<b>1'34.346</b>	2.475	<b>1'34.346</b>	169,610
23	<b>10 I. TÓTH</b>	HUN	Team Tóth	Yamaha YZF R1	<b>1'35.891</b>	1'35.946	45	<b>1'36.272</b>	4.401	<b>1'36.272</b>	166,217
24	<b>54 T. RAZGATLIOGLU</b>	TUR	Grillini Racing Team	Kawasaki ZX-10R	1'33.844	<b>1'33.459</b>	45			<b>1'33.459</b>	171,219



Phillip Island 4.445 m

## Australian Round, 26-27-28 February 2016

### World Superbike - Starting Grid - Race 1

22 Laps x 4,445 km = 97,790 km



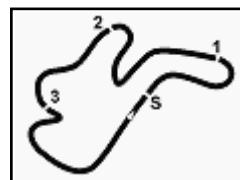
1	66 SYKES T. Kawasaki 1'30.020 SP2	2	34 GIUGLIANO D. Ducati 1'30.098 SP2	3	1 REA J. Kawasaki 1'30.170 SP2
2	50 GUINTOLI S. Yamaha 1'30.281 SP2	5	22 LOWES A. Yamaha 1'30.354 SP2	6	60 VAN DER MARK M. Honda 1'30.468 SP2
3	69 HAYDEN N. Honda 1'30.479 SP2	8	32 SAVADORI L. Aprilia 1'30.609 SP2	9	7 DAVIES C. Ducati 1'30.717 SP2
4	2 CAMIER L. MV Agusta 1'30.795 SP2	11	21 REITERBERGER M. BMW 1'31.031 SP2	12	81 TORRES J. BMW 1'31.207 SP2
5	12 FORÉS X. Ducati 1'31.871 SP1	14	25 BROOKES J. BMW 1'31.927 SP1	15	20 BARRIER S. Kawasaki 1'32.077 SP1
6	17 ABRAHAM K. BMW 1'32.117 SP1	17	40 RAMOS R. Kawasaki 1'32.194 SP1	18	15 DE ANGELIS A. Aprilia 1'33.507 SP1
7	9 SCHMITTER D. Kawasaki 1'33.664 SP1	20	11 AL SULAITI S. Kawasaki 1'33.690 SP1	21	46 JONES M. Ducati 1'33.722 SP1
8	56 SEBESTYÉN P. Yamaha 1'34.346 SP1	23	10 TÓTH I. Yamaha 1'36.272 SP1		

Jury President .....

..... Race Director

PIRELLI PERGOIA TUNING





Phillip Island 4.445 m

1 / 2

## Australian Round, 26-27-28 February 2016 World Superbike - Results Superpole 2

No.	Rider	Nat	Team	Bike	Time	Gap	Rel.	Laps	Speed	
									Avg	Max
1	66 T. SYKES	GBR	Kawasaki Racing Team	Kawasaki ZX-10R	<b>1'30.020</b>			6	177,760	<b>305,9</b>
2	34 D. GIUGLIANO	ITA	Aruba.it Racing - Ducati	Ducati 1199 Panigale R	<b>1'30.098</b>	0.078	0.078	5	177,607	<b>305,1</b>
3	1 J. REA	GBR	Kawasaki Racing Team	Kawasaki ZX-10R	<b>1'30.170</b>	0.150	0.072	6	177,465	<b>309,5</b>
4	50 S. GUINTOLI	FRA	Pata Yamaha Official WSBK Team	Yamaha YZF R1	<b>1'30.281</b>	0.261	0.111	7	177,247	<b>306,8</b>
5	22 A. LOWES	GBR	Pata Yamaha Official WSBK Team	Yamaha YZF R1	<b>1'30.354</b>	0.334	0.073	7	177,103	<b>303,4</b>
6	60 M. VAN DER MARK	NED	Honda World Superbike Team	Honda CBR1000RR SP	<b>1'30.468</b>	0.448	0.114	8	176,880	<b>305,9</b>
7	69 N. HAYDEN	USA	Honda World Superbike Team	Honda CBR1000RR SP	<b>1'30.479</b>	0.459	0.011	8	176,859	<b>306,8</b>
8	32 L. SAVADORI	ITA	IodaRacing Team	Aprilia RSV4 RF	<b>1'30.609</b>	0.589	0.130	7	176,605	<b>311,2</b>
9	7 C. DAVIES	GBR	Aruba.it Racing - Ducati	Ducati 1199 Panigale R	<b>1'30.717</b>	0.697	0.108	8	176,395	<b>305,1</b>
10	2 L. CAMIER	GBR	MV Agusta Reparto Corse	MV Agusta 1000 F4	<b>1'30.795</b>	0.775	0.078	8	176,243	<b>300,8</b>
11	21 M. REITERBERGER	GER	Althea BMW Racing Team	BMW S1000 RR	<b>1'31.031</b>	1.011	0.236	6	175,786	<b>307,7</b>
12	81 J. TORRES	ESP	Althea BMW Racing Team	BMW S1000 RR	<b>1'31.207</b>	1.187	0.176	9	175,447	<b>308,6</b>

AIR	Humidity:	68%	Temp:	21°C
TRACK	Condition:	Dry	Temp:	32°C

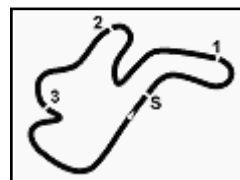
27/02/2016 Start  
12:55

End  
13:12

The results are provisional until the end of the time limit for protests and appeals and the completion of the technical checks.

FCR PERGGIA TIMING





## Australian Round, 26-27-28 February 2016

### World Superbike - Results Superpole 2

#### Session Highlights

12.55.10 Start  
13.12.13 End Of Session

#### Fastest Laps Sequence

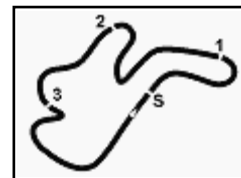
No.	Rider	Nat	Team	Bike	Local Time	Time	Gap	Avg
1	J. REA	GBR	Kawasaki Racing Team	Kawasaki ZX-10R	12:56'42.202	<b>1'39.163</b>		161,371
1	J. REA	GBR	Kawasaki Racing Team	Kawasaki ZX-10R	12:58'13.336	<b>1'31.134</b>	-8.029	175,588
50	S. GIUGLIANO	FRA	Pata Yamaha Official WSBK Team	Yamaha YZF R1	12:58'21.799	<b>1'30.951</b>	-0.183	175,941
34	D. GIUGLIANO	ITA	Aruba.it Racing - Ducati	Ducati 1199 Panigale R	12:58'50.755	<b>1'30.842</b>	-0.109	176,152
7	C. DAVIES	GBR	Aruba.it Racing - Ducati	Ducati 1199 Panigale R	13:08'10.248	<b>1'30.717</b>	-0.125	176,395
60	M. VAN DER MARK	NED	Honda World Superbike Team	Honda CBR1000RR SP	13:08'46.172	<b>1'30.468</b>	-0.249	176,880
1	J. REA	GBR	Kawasaki Racing Team	Kawasaki ZX-10R	13:08'47.237	<b>1'30.170</b>	-0.298	177,465
66	T. SYKES	GBR	Kawasaki Racing Team	Kawasaki ZX-10R	13:08'54.705	<b>1'30.020</b>	-0.150	177,760

27/02/2016 Start 12:55 End 13:12

The results are provisional until the end of the time limit for protests and appeals and the completion of the technical checks.

FOR PERIODIC TUNING





Phillip Island 4.445 m

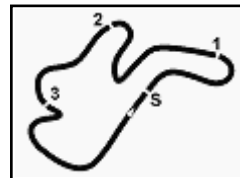
**Australian Round, 26-27-28 February 2016**
**World Superbike - Best Sector & Speed Superpole 2**
**Best Lap**

1	66 T. SYKES	Kawasaki ZX-10R	1'30.020
2	34 D. GIUGLIANO	Ducati 1199 Panigale R	1'30.098
3	1 J. REA	Kawasaki ZX-10R	1'30.170
4	50 S. GUINTOLI	Yamaha YZF R1	1'30.281
5	22 A. LOWES	Yamaha YZF R1	1'30.354
6	60 M. VAN DER MARK	Honda CBR1000RR SP	1'30.468
7	69 N. HAYDEN	Honda CBR1000RR SP	1'30.479
8	32 L. SAVADORI	Aprilia RSV4 RF	1'30.609
9	7 C. DAVIES	Ducati 1199 Panigale R	1'30.717
10	2 L. CAMIER	MV Agusta 1000 F4	1'30.795
11	21 M. REITERBERGER	BMW S1000 RR	1'31.031
12	81 J. TORRES	BMW S1000 RR	1'31.207

**Top Speeds**

1	32 L. SAVADORI	Aprilia RSV4 RF	311.2
2	1 J. REA	Kawasaki ZX-10R	309.5
3	81 J. TORRES	BMW S1000 RR	308.6
4	21 M. REITERBERGER	BMW S1000 RR	307.7
5	50 S. GUINTOLI	Yamaha YZF R1	306.8
6	69 N. HAYDEN	Honda CBR1000RR SP	306.8
7	66 T. SYKES	Kawasaki ZX-10R	305.9
8	60 M. VAN DER MARK	Honda CBR1000RR SP	305.9
9	7 C. DAVIES	Ducati 1199 Panigale R	305.1
10	34 D. GIUGLIANO	Ducati 1199 Panigale R	305.1
11	22 A. LOWES	Yamaha YZF R1	303.4
12	2 L. CAMIER	MV Agusta 1000 F4	300.8

Seg. 1		Seg. 2		Seg. 3		Seg. 4		Seg. 5						
1	32 L. SAVADORI	3.169	1	50 S. GUINTOLI	18.326	1	7 C. DAVIES	25.907	1	66 T. SYKES	17.141	1	1 J. REA	25.179
2	1 J. REA	3.200	2	66 T. SYKES	18.327	2	66 T. SYKES	25.930	2	60 M. VAN DER MAR	17.201	2	34 D. GIUGLIANO	25.216
3	81 J. TORRES	3.206	3	22 A. LOWES	18.396	3	34 D. GIUGLIANO	25.931	3	50 S. GUINTOLI	17.203	3	32 L. SAVADORI	25.220
4	21 M. REITERBERG	3.208	4	60 M. VAN DER MAR	18.408	4	60 M. VAN DER MAR	26.064	4	34 D. GIUGLIANO	17.215	4	22 A. LOWES	25.361
5	69 N. HAYDEN	3.217	5	69 N. HAYDEN	18.449	5	69 N. HAYDEN	26.064	5	22 A. LOWES	17.221	5	50 S. GUINTOLI	25.375
6	66 T. SYKES	3.222	6	1 J. REA	18.453	6	22 A. LOWES	26.069	6	1 J. REA	17.229	6	66 T. SYKES	25.383
7	50 S. GUINTOLI	3.224	7	34 D. GIUGLIANO	18.458	7	2 L. CAMIER	26.082	7	2 L. CAMIER	17.232	7	69 N. HAYDEN	25.444
8	34 D. GIUGLIANO	3.226	8	7 C. DAVIES	18.519	8	1 J. REA	26.094	8	69 N. HAYDEN	17.286	8	60 M. VAN DER MAR	25.472
9	60 M. VAN DER MAR	3.236	9	2 L. CAMIER	18.564	9	50 S. GUINTOLI	26.104	9	32 L. SAVADORI	17.290	9	21 M. REITERBERG	25.494
10	7 C. DAVIES	3.253	10	32 L. SAVADORI	18.651	10	21 M. REITERBERG	26.214	10	81 J. TORRES	17.372	10	81 J. TORRES	25.500
11	22 A. LOWES	3.260	11	21 M. REITERBERG	18.676	11	32 L. SAVADORI	26.252	11	21 M. REITERBERG	17.385	11	2 L. CAMIER	25.584
12	2 L. CAMIER	3.290	12	81 J. TORRES	18.724	12	81 J. TORRES	26.387	12	7 C. DAVIES	17.385	12	7 C. DAVIES	25.635



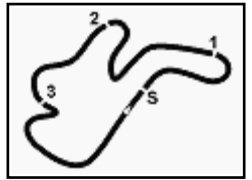
Phillip Island 4.445 m

1 / 1

## Australian Round, 26-27-28 February 2016 World Superbike - Ideal Times Superpole 2

No. Rider	Nat	Bike	Seg. 1 Diff. 1	Seg. 2 Diff. 2	Seg. 3 Diff. 3	Seg. 4 Diff. 4	Seg. 5 Diff. 5	Ideal Time Best Lap	Pos.	Diff.
1 66 T. SYKES	GBR	Kawasaki ZX-10R	3.222 0.017	18.327	25.930	<b>17.141</b>	25.383	<b>1'30.003</b> 1'30.020	1	0.017
2 34 D. GIUGLIANO	ITA	Ducati 1199 Panigale R	3.226 0.052	18.458	25.931	17.215	25.216	<b>1'30.046</b> 1'30.098	2	0.052
3 1 J. REA	GBR	Kawasaki ZX-10R	3.200 0.015	18.453	26.094	17.229	<b>25.179</b>	<b>1'30.155</b> 1'30.170	3	0.015
4 50 S. GUINTOLI	FRA	Yamaha YZF R1	3.224 0.049	<b>18.326</b>	26.104	17.203	25.375	<b>1'30.232</b> 1'30.281	4	0.049
5 22 A. LOWES	GBR	Yamaha YZF R1	3.260 0.042	18.396 0.005	26.069	17.221	25.361	<b>1'30.307</b> 1'30.354	5	0.047
6 60 M. VAN DER MARK	NED	Honda CBR1000RR SP	3.236 0.040	18.408 0.047	26.064	17.201	25.472	<b>1'30.381</b> 1'30.468	6	0.087
7 69 N. HAYDEN	USA	Honda CBR1000RR SP	3.217 0.019	18.449	26.064	17.286	25.444	<b>1'30.460</b> 1'30.479	7	0.019
8 32 L. SAVADORI	ITA	Aprilia RSV4 RF	<b>3.169</b> 0.027	18.651	26.252	17.290	25.220	<b>1'30.582</b> 1'30.609	8	0.027
9 7 C. DAVIES	GBR	Ducati 1199 Panigale R	3.253 0.018	18.519	<b>25.907</b>	17.385	25.635	<b>1'30.699</b> 1'30.717	9	0.018
10 2 L. CAMIER	GBR	MV Agusta 1000 F4	3.290 0.043	18.564	26.082	17.232	25.584	<b>1'30.752</b> 1'30.795	10	0.043
11 21 M. REITERBERGER	GER	BMW S1000 RR	3.208 0.040	18.676	26.214	17.385 0.014	25.494	<b>1'30.977</b> 1'31.031	11	0.054
12 81 J. TORRES	ESP	BMW S1000 RR	3.206 0.018	18.724	26.387	17.372	25.500	<b>1'31.189</b> 1'31.207	12	0.018
<b>Overall Ideal Time</b>			3.169	18.326	25.907	17.141	25.179	<b>1'29.722</b>		



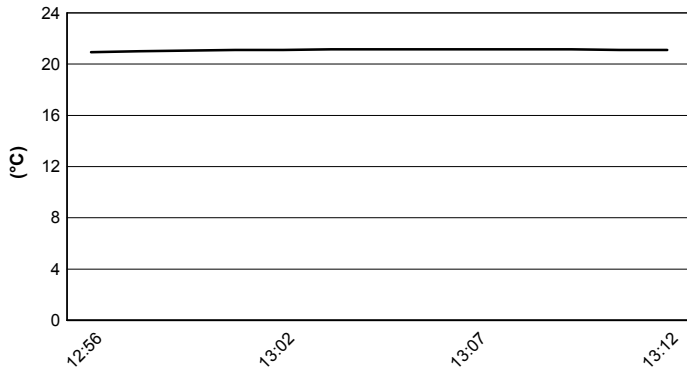


Phillip Island 4.445 m

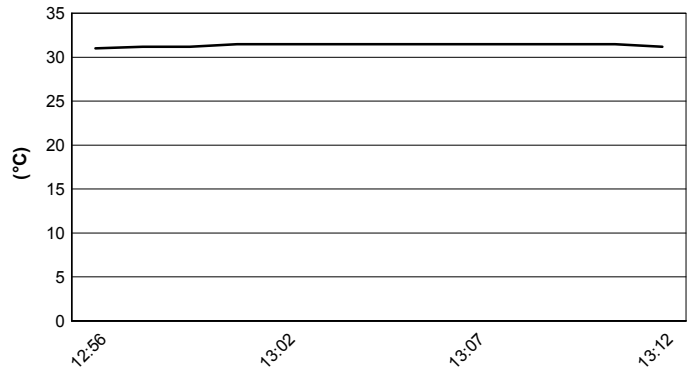
## Australian Round, 26-27-28 February 2016 World Superbike - Weather Report Superpole 2

Session started 12:55      Session ended 13:12

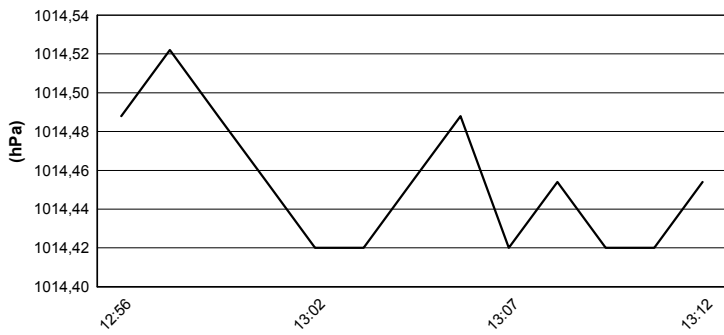
### Air Temperature



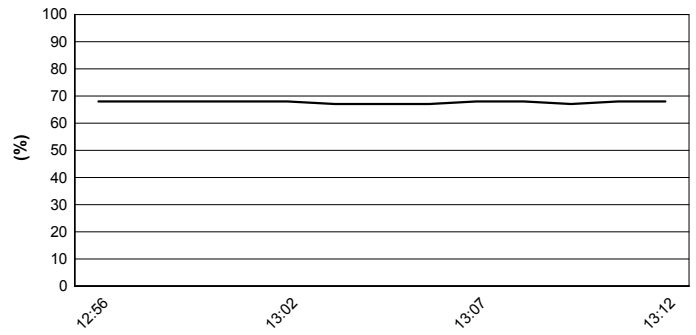
### Track Temperature



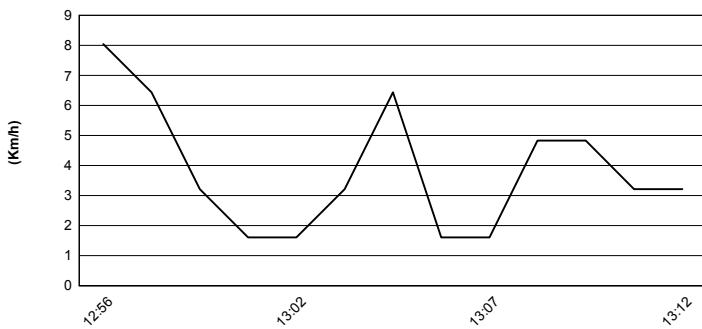
### Air Pressure



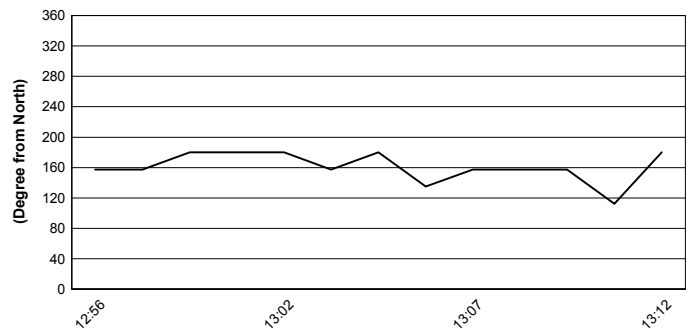
### Humidity



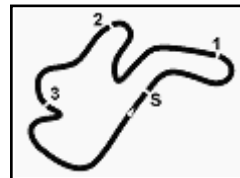
### Wind Speed



### Wind Direction





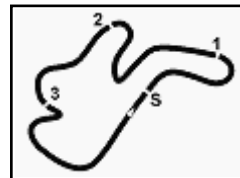


Phillip Island 4.445 m

## Australian Round, 26-27-28 February 2016

### World Superbike - TISSOT- Superpole Award Superpole 2

	Points	Points From First	Points From Previous	February 28 PHILLIP ISLAND	March 13 BURIRAM	April 3 ARAGON	April 17 ASSEN	May 1 IMOLA	May 15 SEPANG	May 29 DONINGTON PARK	June 19 MISANO	July 10 LAGUNA SECA	July 24 MONZA	September 18 LAUSITZRING	October 2 MAGNY-COURS	October 16 JEREZ	October 28 LOSAIL		
<b>1 SYKES</b> Tom (GBR)	<b>25</b>			<b>25</b>															
<b>2 GIUGLIANO</b> Davide (ITA)	<b>20</b>	5		<b>20</b>															
<b>3 REA</b> Jonathan (GBR)	<b>16</b>	9	4	<b>16</b>															
<b>4 GUINTOLI</b> Sylvain (FRA)	<b>13</b>	12	3	<b>13</b>															
<b>5 LOWES</b> Alex (GBR)	<b>11</b>	14	2	<b>11</b>															
<b>6 VAN DER MARK</b> Michael (NED)	<b>10</b>	15	1	<b>10</b>															
<b>7 HAYDEN</b> Nicky (USA)	<b>9</b>	16	1	<b>9</b>															
<b>8 SAVADORI</b> Lorenzo (ITA)	<b>8</b>	17	1	<b>8</b>															
<b>9 DAVIES</b> Chaz (GBR)	<b>7</b>	18	1	<b>7</b>															
<b>10 CAMIER</b> Leon (GBR)	<b>6</b>	19	1	<b>6</b>															
<b>11 REITERBERGER</b> Markus (GER)	<b>5</b>	20	1	<b>5</b>															
<b>12 TORRES</b> Jordi (ESP)	<b>4</b>	21	1	<b>4</b>															
<b>13 FORÉS</b> Xavi (ESP)	<b>3</b>	22	1	<b>3</b>															
<b>14 BROOKES</b> Joshua (AUS)	<b>2</b>	23	1	<b>2</b>															
<b>15 BARRIER</b> Sylvain (FRA)	<b>1</b>	24	1	<b>1</b>															



Phillip Island 4.445 m

## Australian Round, 26-27-28 February 2016 World Superbike - Superpole Ranking

102/01

	2013	2014	2015	2016
<b>01 Phillip Island</b>	Checa (Esp) Duc 1'30.234 (177,3 Km/h)	Guintoli (Fra) Apr 1'30.038 (177,7 Km/h)	Rea (Gbr) Kaw 1'31.212 (175,4 Km/h)	Sykes (Gbr) Kaw 1'30.020 (177,8 Km/h)
<b>02 Buriram</b>			Rea (Gbr) Kaw 1'33.382 (175,6 Km/h)	
<b>03 Aragon</b>	Sykes (Gbr) Kaw 1'56.339 (165,4 Km/h)	Sykes (Gbr) Kaw 1'56.479 (165,2 Km/h)	Haslam (Gbr) Apr 1'49.664 (166,7 Km/h)	
<b>04 Assen</b>	Sykes (Gbr) Kaw 1'35.043 (172,0 Km/h)	Baz (Fra) Kaw 1'34.357 (173,3 Km/h)	Sykes (Gbr) Kaw 1'34.789 (172,5 Km/h)	
<b>05 Imola</b>	Sykes (Gbr) Kaw 1'45.981 (167,7 Km/h)	Rea (Gbr) Hon 1'46.289 (167,2 Km/h)	Giugliano (Ita) Duc 1'46.382 (167,0 Km/h)	
<b>06 Sepang</b>		Guintoli (Fra) Apr 2'03.002 (162,2 Km/h)	Sykes (Gbr) Kaw 2'03.240 (161,9 Km/h)	
<b>07 Donington</b>	Sykes (Gbr) Kaw 1'27.378 (165,7 Km/h)	Giugliano (Ita) Duc 1'44.903 (138,1 Km/h)	Sykes (Gbr) Kaw 1'27.071 (166,3 Km/h)	
<b>08 Misano Adriatico</b>		Sykes (Gbr) Kaw 1'34.883 (160,3 Km/h)	Sykes (Gbr) Kaw 1'34.214 (161,5 Km/h)	
<b>09 Laguna Seca</b>	Guintoli (Fra) Apr 1'22.683 (157,2 Km/h)	Sykes (Gbr) Kaw 1'21.811 (158,9 Km/h)	Davies (Gbr) Duc 1'22.101 (158,3 Km/h)	
<b>10 Monza</b>	Sykes (Gbr) Kaw 1'41.223 (205,5 Km/h)			
<b>12 Magny-Cours</b>	Sykes (Gbr) Kaw 1'38.592 (161,1 Km/h)	Sykes (Gbr) Kaw 1'36.366 (164,8 Km/h)	Haslam (Gbr) Apr 1'56.404 (136,4 Km/h)	
<b>13 Jerez</b>	Lavery (Irl) Apr 1'40.620 (158,2 Km/h)	Baz (Fra) Kaw 1'40.298 (158,8 Km/h)	Sykes (Gbr) Kaw 1'40.292 (158,8 Km/h)	
<b>14 Losail</b>		Giugliano (Ita) Duc 1'57.033 (165,5 Km/h)	Sykes (Gbr) Kaw 1'56.821 (165,8 Km/h)	

### 2016

1 T. Sykes

### ALL TIMES

43	T. Corser	6	J. Kocinski	2	D. Tardozzi
31	<b>T. Sykes</b>	6	C. Crutchlow	2	A. Yanagawa
26	T. Bayliss	6	J. Rea	2	M. Lucchinelli
21	C. Fogarty	5	D. Giugliano	2	B. Bostrom
17	D. Polen	5	M. Biaggi	2	B. Monti
16	N. Hodgson	4	F. Merkel	2	M. Campbell
15	C. Edwards	4	J. Toseland	2	Y. Nagai
11	B. Spies	4	S. Guintoli	2	M. Neukirchner
10	P. Chili	3	S. Mertens	2	L. Baz
10	C. Checa	3	R. Phillis	2	E. Lavery
9	R. Roche	3	S. Martin	1	M. Doohan
8	G. Falappa	3	C. Vermeulen	1	D. Chandler
8	S. Russell	3	Y. Kagayama	1	P. Goddard
8	A. Slight	3	L. Haslam	1	M. Dowson
7	N. Haga	3	J. Smrz	1	A. Vieira
7	R. Laconi	2	A. Gobert	1	T. Kipp