

Phillip Island 4.445 m

1 / 2

Australian Round, 26-27-28 February 2016 World Superbike - Results Warm-Up

No.	Rider	Nat	Team	Bike	Time	Gap	Rel.	Laps	Speed	
									Avg	Max
1	1 J. REA	GBR	Kawasaki Racing Team	Kawasaki ZX-10R	1'31.138			10	175,580	313,0
2	50 S. GUINTOLI	FRA	Pata Yamaha Official WorldSBK Team	Yamaha YZF R1	1'31.198	0.060	0.060	10	175,464	312,1
3	34 D. GIUGLIANO	ITA	Aruba.it Racing - Ducati	Ducati 1199 Panigale R	1'31.450	0.312	0.252	9	174,981	305,1
4	66 T. SYKES	GBR	Kawasaki Racing Team	Kawasaki ZX-10R	1'31.460	0.322	0.010	9	174,962	308,6
5	7 C. DAVIES	GBR	Aruba.it Racing - Ducati	Ducati 1199 Panigale R	1'31.518	0.380	0.058	10	174,851	307,7
6	60 M. VAN DER MARK	NED	Honda World Superbike Team	Honda CBR1000RR SP	1'31.626	0.488	0.108	10	174,645	311,2
7	21 M. REITERBERGER	GER	Althea BMW Racing Team	BMW S1000 RR	1'31.780	0.642	0.154	8	174,352	312,1
8	81 J. TORRES	ESP	Althea BMW Racing Team	BMW S1000 RR	1'31.802	0.664	0.022	7	174,310	314,0
9	69 N. HAYDEN	USA	Honda World Superbike Team	Honda CBR1000RR SP	1'31.819	0.681	0.017	10	174,278	312,1
10	17 K. ABRAHAM	CZE	Milwaukee BMW	BMW S1000 RR	1'31.907	0.769	0.088	10	174,111	314,0
11	25 J. BROOKES	AUS	Milwaukee BMW	BMW S1000 RR	1'32.015	0.877	0.108	10	173,906	307,7
12	22 A. LOWES	GBR	Pata Yamaha Official WorldSBK Team	Yamaha YZF R1	1'32.124	0.986	0.109	2	173,701	305,1
13	32 L. SAVADORI	ITA	IodaRacing Team	Aprilia RSV4 RF	1'32.138	1.000	0.014	10	173,674	309,5
14	40 R. RAMOS	ESP	Team GoEleven	Kawasaki ZX-10R	1'32.235	1.097	0.097	7	173,492	306,8
15	15 A. DE ANGELIS	RSM	IodaRacing Team	Aprilia RSV4 RF	1'32.279	1.141	0.044	10	173,409	314,9
16	2 L. CAMIER	GBR	MV Agusta Reparto Corse	MV Agusta 1000 F4	1'32.324	1.186	0.045	3	173,324	295,1
17	46 M. JONES	AUS	Desmo Sport Ducati	Ducati 1199 Panigale R	1'32.484	1.346	0.160	3	173,025	297,5
18	20 S. BARRIER	FRA	Pedercini Racing	Kawasaki ZX-10R	1'32.736	1.598	0.252	10	172,554	304,2
19	56 P. SEBESTYÉN	HUN	Team Tóth	Yamaha YZF R1	1'34.255	3.117	1.519	9	169,773	301,7
20	9 D. SCHMITTER	SUI	Grillini Racing Team	Kawasaki ZX-10R	1'34.314	3.176	0.059	10	169,667	302,5
21	11 S. AL SULAITI	QAT	Pedercini Racing	Kawasaki ZX-10R	1'34.314	3.176	0.000	9	169,667	295,9
22	10 I. TÓTH	HUN	Team Tóth	Yamaha YZF R1	1'35.856	4.718	1.542	9	166,938	296,7

AIR	Humidity:	61%	Temp:	20°C
TRACK	Condition:	Dry	Temp:	27°C

 28/02/2016 Start
11:25

 End
11:42

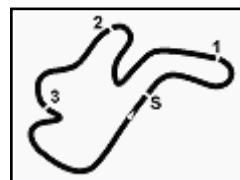
The results are provisional until the end of the time limit for protests and appeals and the completion of the technical checks.

PIRELLI PERDORA TIMING


Official Tyre Supplier



Official Timekeeper



Australian Round, 26-27-28 February 2016

World Superbike - Results Warm-Up

Session Highlights

11.25.09		Start
11.30.28	Lowes	Crashed - Turn 11
11.31.24	Jones	Technical Problem - Turn 2
11.32.47	Lowes	Medical Center
11.35.31	Savadori	On the Gravel - Re-Joined
11.42.02		End Of Session

Fastest Laps Sequence

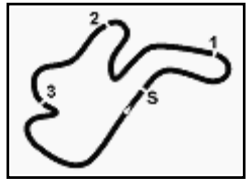
No.	Rider	Nat	Team	Bike	Local Time	Time	Gap	Avg
25	J. BROOKES	AUS	Milwaukee BMW	BMW S1000 RR	11:26'49.520	1'43.244		154,992
1	J. REA	GBR	Kawasaki Racing Team	Kawasaki ZX-10R	11:26'49.690	1'42.434	-0.810	156,218
46	M. JONES	AUS	Desmo Sport Ducati	Ducati 1199 Panigale R	11:27'10.016	1'41.915	-0.519	157,013
60	M. VAN DER MARK	NED	Honda World Superbike Team	Honda CBR1000RR SP	11:27'18.482	1'41.069	-0.846	158,327
1	J. REA	GBR	Kawasaki Racing Team	Kawasaki ZX-10R	11:28'21.185	1'31.495	-9.574	174,895
34	D. GIUGLIANO	ITA	Aruba.it Racing - Ducati	Ducati 1199 Panigale R	11:29'12.572	1'31.450	-0.045	174,981
1	J. REA	GBR	Kawasaki Racing Team	Kawasaki ZX-10R	11:29'52.495	1'31.310	-0.140	175,249
50	S. GUINTOLI	FRA	Pata Yamaha Official WorldSBK Team	Yamaha YZF R1	11:33'12.224	1'31.198	-0.112	175,464
1	J. REA	GBR	Kawasaki Racing Team	Kawasaki ZX-10R	11:40'32.945	1'31.138	-0.060	175,580

28/02/2016 Start End
 11:25 11:42

The results are provisional until the end of the time limit for protests and appeals and the completion of the technical checks.

FICR PERGGIA TIMING





Phillip Island 4.445 m

Australian Round, 26-27-28 February 2016
World Superbike - Best Sector & Speed Warm-Up
Best Lap

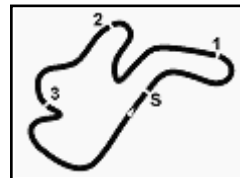
1	1 J. REA	Kawasaki ZX-10R	1'31.138
2	50 S. GUINTOLI	Yamaha YZF R1	1'31.198
3	34 D. GIUGLIANO	Ducati 1199 Panigale R	1'31.450
4	66 T. SYKES	Kawasaki ZX-10R	1'31.460
5	7 C. DAVIES	Ducati 1199 Panigale R	1'31.518
6	60 M. VAN DER MARK	Honda CBR1000RR SP	1'31.626
7	21 M. REITERBERGER	BMW S1000 RR	1'31.780
8	81 J. TORRES	BMW S1000 RR	1'31.802
9	69 N. HAYDEN	Honda CBR1000RR SP	1'31.819
10	17 K. ABRAHAM	BMW S1000 RR	1'31.907
11	25 J. BROOKES	BMW S1000 RR	1'32.015
12	22 A. LOWES	Yamaha YZF R1	1'32.124
13	32 L. SAVADORI	Aprilia RSV4 RF	1'32.138
14	40 R. RAMOS	Kawasaki ZX-10R	1'32.235
15	15 A. DE ANGELIS	Aprilia RSV4 RF	1'32.279
16	2 L. CAMIER	MV Agusta 1000 F4	1'32.324
17	46 M. JONES	Ducati 1199 Panigale R	1'32.484
18	20 S. BARRIER	Kawasaki ZX-10R	1'32.736
19	56 P. SEBESTYÉN	Yamaha YZF R1	1'34.255
20	9 D. SCHMITTER	Kawasaki ZX-10R	1'34.314
21	11 S. AL SULAITI	Kawasaki ZX-10R	1'34.314
22	10 I. TÓTH	Yamaha YZF R1	1'35.856

Top Speeds

1	15 A. DE ANGELIS	Aprilia RSV4 RF	314.9
2	17 K. ABRAHAM	BMW S1000 RR	314.0
3	81 J. TORRES	BMW S1000 RR	314.0
4	1 J. REA	Kawasaki ZX-10R	313.0
5	69 N. HAYDEN	Honda CBR1000RR SP	312.1
6	50 S. GUINTOLI	Yamaha YZF R1	312.1
7	21 M. REITERBERGER	BMW S1000 RR	312.1
8	60 M. VAN DER MARK	Honda CBR1000RR SP	311.2
9	32 L. SAVADORI	Aprilia RSV4 RF	309.5
10	66 T. SYKES	Kawasaki ZX-10R	308.6
11	7 C. DAVIES	Ducati 1199 Panigale R	307.7
12	25 J. BROOKES	BMW S1000 RR	307.7
13	40 R. RAMOS	Kawasaki ZX-10R	306.8
14	22 A. LOWES	Yamaha YZF R1	305.1
15	34 D. GIUGLIANO	Ducati 1199 Panigale R	305.1
16	20 S. BARRIER	Kawasaki ZX-10R	304.2
17	9 D. SCHMITTER	Kawasaki ZX-10R	302.5
18	56 P. SEBESTYÉN	Yamaha YZF R1	301.7
19	46 M. JONES	Ducati 1199 Panigale R	297.5
20	10 I. TÓTH	Yamaha YZF R1	296.7
21	11 S. AL SULAITI	Kawasaki ZX-10R	295.9
22	2 L. CAMIER	MV Agusta 1000 F4	295.1

Seg. 1		Seg. 2		Seg. 3		Seg. 4		Seg. 5						
1	15 A. DE ANGELIS	3.149	1	50 S. GUINTOLI	18.462	1	1 J. REA	26.221	1	50 S. GUINTOLI	17.450	1	34 D. GIUGLIANO	25.516
2	1 J. REA	3.156	2	60 M. VAN DER MAR	18.519	2	7 C. DAVIES	26.302	2	34 D. GIUGLIANO	17.459	2	1 J. REA	25.527
3	17 K. ABRAHAM	3.160	3	22 A. LOWES	18.576	3	34 D. GIUGLIANO	26.318	3	1 J. REA	17.459	3	25 J. BROOKES	25.571
4	50 S. GUINTOLI	3.169	4	25 J. BROOKES	18.593	4	66 T. SYKES	26.321	4	22 A. LOWES	17.492	4	66 T. SYKES	25.600
5	69 N. HAYDEN	3.174	5	66 T. SYKES	18.609	5	50 S. GUINTOLI	26.345	5	81 J. TORRES	17.493	5	17 K. ABRAHAM	25.620
6	81 J. TORRES	3.176	6	1 J. REA	18.626	6	60 M. VAN DER MAR	26.426	6	17 K. ABRAHAM	17.494	6	81 J. TORRES	25.624
7	21 M. REITERBERG	3.182	7	7 C. DAVIES	18.635	7	22 A. LOWES	26.478	7	66 T. SYKES	17.499	7	60 M. VAN DER MAR	25.644
8	60 M. VAN DER MAR	3.186	8	46 M. JONES	18.670	8	21 M. REITERBERG	26.507	8	7 C. DAVIES	17.542	8	32 L. SAVADORI	25.658
9	32 L. SAVADORI	3.197	9	69 N. HAYDEN	18.690	9	69 N. HAYDEN	26.525	9	25 J. BROOKES	17.566	9	7 C. DAVIES	25.675
10	40 R. RAMOS	3.204	10	21 M. REITERBERG	18.692	10	32 L. SAVADORI	26.539	10	40 R. RAMOS	17.573	10	50 S. GUINTOLI	25.684
11	66 T. SYKES	3.217	11	34 D. GIUGLIANO	18.700	11	25 J. BROOKES	26.576	11	60 M. VAN DER MAR	17.583	11	21 M. REITERBERG	25.709
12	25 J. BROOKES	3.218	12	20 S. BARRIER	18.729	12	2 L. CAMIER	26.586	12	69 N. HAYDEN	17.586	12	40 R. RAMOS	25.736
13	7 C. DAVIES	3.225	13	17 K. ABRAHAM	18.745	13	81 J. TORRES	26.598	13	2 L. CAMIER	17.615	13	22 A. LOWES	25.742
14	34 D. GIUGLIANO	3.243	14	15 A. DE ANGELIS	18.749	14	40 R. RAMOS	26.633	14	21 M. REITERBERG	17.658	14	15 A. DE ANGELIS	25.745
15	22 A. LOWES	3.255	15	2 L. CAMIER	18.760	15	17 K. ABRAHAM	26.716	15	20 S. BARRIER	17.666	15	69 N. HAYDEN	25.796
16	20 S. BARRIER	3.258	16	81 J. TORRES	18.819	16	46 M. JONES	26.777	16	32 L. SAVADORI	17.679	16	46 M. JONES	25.939
17	9 D. SCHMITTER	3.262	17	40 R. RAMOS	18.828	17	15 A. DE ANGELIS	26.841	17	15 A. DE ANGELIS	17.695	17	2 L. CAMIER	25.969
18	56 P. SEBESTYÉN	3.280	18	32 L. SAVADORI	18.949	18	20 S. BARRIER	26.898	18	46 M. JONES	17.757	18	20 S. BARRIER	26.035
19	10 I. TÓTH	3.309	19	9 D. SCHMITTER	19.205	19	11 S. AL SULAITI	27.070	19	56 P. SEBESTYÉN	17.971	19	9 D. SCHMITTER	26.362
20	11 S. AL SULAITI	3.339	20	56 P. SEBESTYÉN	19.280	20	9 D. SCHMITTER	27.126	20	11 S. AL SULAITI	18.101	20	56 P. SEBESTYÉN	26.425
21	46 M. JONES	3.341	21	11 S. AL SULAITI	19.311	21	56 P. SEBESTYÉN	27.299	21	9 D. SCHMITTER	18.176	21	11 S. AL SULAITI	26.452
22	2 L. CAMIER	3.364	22	10 I. TÓTH	19.588	22	10 I. TÓTH	27.695	22	10 I. TÓTH	18.292	22	10 I. TÓTH	26.936





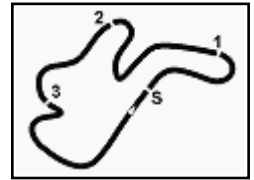
Phillip Island 4.445 m

1 / 1

Australian Round, 26-27-28 February 2016

World Superbike - Ideal Times Warm-Up

No. Rider	Nat	Bike	Seg. 1 Diff. 1	Seg. 2 Diff. 2	Seg. 3 Diff. 3	Seg. 4 Diff. 4	Seg. 5 Diff. 5	Ideal Time Best Lap	Pos.	Diff.
1 1 J. REA	GBR	Kawasaki ZX-10R	3.156 0.044	18.626 0.040	26.221	17.459	25.527 0.065	1'30.989 1'31.138	1	0.149
2 50 S. GUINTOLI	FRA	Yamaha YZF R1	3.169 0.081	18.462	26.345	17.450 0.007	25.684	1'31.110 1'31.198	2	0.088
3 34 D. GIUGLIANO	ITA	Ducati 1199 Panigale R	3.243 0.022	18.700 0.030	26.318 0.162	17.459	25.516	1'31.236 1'31.450	3	0.214
4 66 T. SYKES	GBR	Kawasaki ZX-10R	3.217 0.003	18.609 0.048	26.321 0.108	17.499	25.600 0.055	1'31.246 1'31.460	4	0.214
5 60 M. VAN DER MARK	NED	Honda CBR1000RR SP	3.186 0.014	18.519	26.426 0.215	17.583 0.039	25.644	1'31.358 1'31.626	6	0.268
6 7 C. DAVIES	GBR	Ducati 1199 Panigale R	3.225 0.026	18.635 0.027	26.302 0.086	17.542	25.675	1'31.379 1'31.518	5	0.139
7 25 J. BROOKES	AUS	BMW S1000 RR	3.218 0.026	18.593 0.044	26.576 0.137	17.566 0.046	25.571 0.238	1'31.524 1'32.015	11	0.491
8 22 A. LOWES	GBR	Yamaha YZF R1	3.255 0.016	18.576 0.280	26.478 0.240	17.492 0.045	25.742	1'31.543 1'32.124	12	0.581
9 81 J. TORRES	ESP	BMW S1000 RR	3.176 0.021	18.819	26.598	17.493	25.624 0.071	1'31.710 1'31.802	8	0.092
10 17 K. ABRAHAM	CZE	BMW S1000 RR	3.160 0.005	18.745 0.090	26.716 0.077	17.494	25.620	1'31.735 1'31.907	10	0.172
11 21 M. REITERBERGER	GER	BMW S1000 RR	3.182 0.001	18.692 0.030	26.507	17.658 0.001	25.709	1'31.748 1'31.780	7	0.032
12 69 N. HAYDEN	USA	Honda CBR1000RR SP	3.174 0.047	18.690	26.525	17.586 0.001	25.796	1'31.771 1'31.819	9	0.048
13 40 R. RAMOS	ESP	Kawasaki ZX-10R	3.204 0.051	18.828 0.044	26.633 0.025	17.573	25.736 0.141	1'31.974 1'32.235	14	0.261
14 32 L. SAVADORI	ITA	Aprilia RSV4 RF	3.197 0.038	18.949 0.044	26.539	17.679 0.034	25.658	1'32.022 1'32.138	13	0.116
15 15 A. DE ANGELIS	RSM	Aprilia RSV4 RF	3.149 0.007	18.749	26.841 0.093	17.695	25.745	1'32.179 1'32.279	15	0.100
16 2 L. CAMIER	GBR	MV Agusta 1000 F4	3.364	18.760	26.586	17.615	25.969 0.030	1'32.294 1'32.324	16	0.030
17 46 M. JONES	AUS	Ducati 1199 Panigale R	3.341	18.670	26.777	17.757	25.939	1'32.484 1'32.484	17	0.000
18 20 S. BARRIER	FRA	Kawasaki ZX-10R	3.258	18.729	26.898 0.078	17.666 0.072	26.035	1'32.586 1'32.736	18	0.150
19 9 D. SCHMITTER	SUI	Kawasaki ZX-10R	3.262 0.037	19.205	27.126	18.176 0.020	26.362 0.126	1'34.131 1'34.314	20	0.183
20 56 P. SEBESTYÉN	HUN	Yamaha YZF R1	3.280	19.280	27.299	17.971	26.425	1'34.255 1'34.255	19	0.000
21 11 S. AL SULAITI	QAT	Kawasaki ZX-10R	3.339	19.311	27.070 0.041	18.101	26.452	1'34.273 1'34.314	21	0.041
22 10 I. TÓTH	HUN	Yamaha YZF R1	3.309	19.588	27.695	18.292 0.030	26.936 0.006	1'35.820 1'35.856	22	0.036
Overall Ideal Time			3.149	18.462	26.221	17.450	25.516	1'30.798		



Phillip Island 4.445 m

Australian Round, 26-27-28 February 2016

World Superbike - Chronological Analysis Warm-Up

2 / 2

8	3.235	18.993	26.539	17.713	25.658	1'32.138	304.2	11:38'28.415
9	3.197	18.949	26.762	17.850	25.752	1'32.510	309.5	11:40'00.925
10	3.223	18.954	26.656	17.679	25.736	1'32.248	305.9	11:41'33.173

14° 40 R. RAMOS (1'32.235)								
Lap	Seg. 1	Seg. 2	Seg. 3	Seg. 4	Seg. 5	Lap Time	km/h	Local Time
1			27.984	18.221	26.096	1'42.743 P		11:25'07.103
2	3.204	18.961	26.855	17.578	25.736	1'32.334	306.8	11:26'49.846
3	3.247	18.962	26.745	17.672	25.819	1'32.445	305.9	11:29'54.625
4	3.272	18.828	26.633	17.744	27.361	1'33.838	302.5	11:31'28.463
5	3.246	18.937	26.728	17.660	25.810	1'32.381	305.1	11:33'00.844
6	3.255	18.872	26.658	17.573	25.877	1'32.235	303.4	11:34'33.079
7	3.255	18.904	29.776	25.022	26.697	1'43.654	305.9	11:36'16.733

15° 15 A. DE ANGELIS (1'32.279)								
Lap	Seg. 1	Seg. 2	Seg. 3	Seg. 4	Seg. 5	Lap Time	km/h	Local Time
1			29.324	19.476	27.515	1'48.330 P		11:25'06.946
2	3.299	20.070	28.324	18.769	26.919	1'37.381	279.8	11:26'55.276
3	3.226	19.617	27.837	18.190	26.624	1'35.494	304.2	11:30'08.151
4	3.211	19.300	27.000	17.836	26.250	1'33.597	302.5	11:31'41.748
5	3.186	18.988	26.915	17.849	26.058	1'32.996	310.3	11:33'14.744
6	3.210	19.128	30.822	17.871	25.951	1'36.982	308.6	11:34'51.726
7	3.154	18.907	26.841	17.846	25.890	1'32.638	314.9	11:36'24.364
8	3.156	18.749	26.934	17.695	25.745	1'32.279	314.9	11:37'56.643
9	3.149	18.938	26.894	17.751	25.903	1'32.635	314.9	11:39'29.278
10	3.169	18.870	32.448	18.271	26.271	1'39.029	314.0	11:41'08.307

16° 2 L. CAMIER (1'32.324)								
Lap	Seg. 1	Seg. 2	Seg. 3	Seg. 4	Seg. 5	Lap Time	km/h	Local Time
1			28.084	17.982	25.996	1'44.436 P		11:36'36.550
2	3.395	18.908	26.662	17.761	25.969	1'32.695	291.9	11:39'53.681
3	3.364	18.760	26.586	17.615	25.999	1'32.324	295.1	11:41'26.005

17° 46 M. JONES (1'32.484)								
Lap	Seg. 1	Seg. 2	Seg. 3	Seg. 4	Seg. 5	Lap Time	km/h	Local Time
1			27.867	18.181	26.304	1'41.915 P		11:25'28.101
2	3.443	19.043	26.872	17.868	25.946	1'33.172	282.7	11:27'10.016
3	3.341	18.670	26.777	17.757	25.939	1'32.484	297.5	11:30'15.672

18° 20 S. BARRIER (1'32.736)								
Lap	Seg. 1	Seg. 2	Seg. 3	Seg. 4	Seg. 5	Lap Time	km/h	Local Time
1			28.932	18.807	26.813	1'48.792 P		11:25'15.164
2	3.266	18.922	26.898	17.694	26.043	1'32.823	294.3	11:27'03.956
3	3.258	18.729	26.976	17.738	26.035	1'32.736	304.2	11:30'09.515
4	3.272	18.782	26.948	17.766	26.264	1'33.032	302.5	11:31'42.547
5	3.263	18.793	26.929	17.666	26.148	1'32.799	303.4	11:33'15.346
6	3.287	18.851	27.111	18.125	26.381	1'33.755	300.0	11:34'49.101
7	3.322	19.183	27.107	17.951	26.406	1'33.969	296.7	11:36'23.070
8	3.331	19.148	26.993	17.848	26.255	1'33.575	296.7	11:37'56.645
9	3.302	19.182	26.940	17.902	26.287	1'33.613	300.8	11:39'30.258
10	3.293	21.811	27.906	18.503	26.598	1'38.111	300.8	11:41'08.369

19° 56 P. SEBESTYÉN (1'34.255)								
Lap	Seg. 1	Seg. 2	Seg. 3	Seg. 4	Seg. 5	Lap Time	km/h	Local Time
1	12.511	23.387	30.213	19.022	27.196	1'52.329 P	128.3	11:25'12.523
2	3.309	19.494	27.384	18.134	26.602	1'34.923	299.2	11:27'04.852
3	3.304	19.451	27.694	18.245	26.471	1'35.165	299.2	11:28'39.775
4	3.280	19.280	27.299	17.971	26.425	1'34.255	301.7	11:30'14.940
5	3.303	19.345	27.322	18.269	26.573	1'34.812	299.2	11:31'49.195
6	3.342	23.976	30.115	26.213	28.033	1'51.679	294.3	11:33'24.007
7	3.362	19.489	27.724	18.384	26.472	1'35.431	293.5	11:35'15.686
8	3.382	19.456	27.576	18.364	26.576	1'35.354	291.9	11:36'51.117
9	3.371	19.486	29.004	25.852	30.906	1'48.619	292.7	11:38'26.471
								11:40'15.090

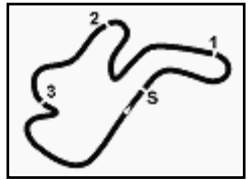
20° 9 D. SCHMITTER (1'34.314)								
Lap	Seg. 1	Seg. 2	Seg. 3	Seg. 4	Seg. 5	Lap Time	km/h	Local Time
1			29.789	19.386	27.127	1'48.251 P		11:25'16.184
2	3.311	19.517	27.380	18.227	26.603	1'35.038	296.7	11:27'04.435
3	3.339	19.504	27.367	18.234	26.688	1'35.132	295.9	11:28'39.473
4	3.299	19.205	27.126	18.196	26.488	1'34.314	299.2	11:30'14.605
5	3.352	19.375	27.230	18.176	26.362	1'34.495	291.9	11:31'48.919
6	3.367	23.378	28.072	18.310	26.679	1'39.806	291.9	11:33'23.414
7	3.262	19.357	27.552	18.468	26.847	1'35.486	302.5	11:35'03.220
8	3.362	19.446	27.511	18.410	26.566	1'35.295	291.9	11:36'38.706
9	3.369	19.419	27.400	18.310	26.652	1'35.150	295.9	11:38'14.001
								11:39'49.151

P = Pits In/Out - C = Lap-Time Cancelled

10	3.392	19.605	27.608	18.391	26.696	1'35.692	290.3	11:41'24.843
----	-------	--------	--------	--------	--------	-----------------	-------	--------------

21° 11 S. AL SULAITI (1'34.314)								
Lap	Seg. 1	Seg. 2	Seg. 3	Seg. 4	Seg. 5	Lap Time	km/h	Local Time
1								11:25'52.199
2	3.379	19.646						11:27'36.974
3	3.383	19.393	27.210	18.175	26.642	1'34.803	290.3	11:29'12.139
4	3.339	19.311	27.111	18.101	26.452	1'34.314	295.9	11:30'46.942
5	3.373	19.472	27.070	18.193	26.756	1'34.864	291.1	11:32'21.256
6	3.348	19.480	27.246	18.220	26.672	1'34.966	295.1	11:33'56.120
7	3.354	19.357	27.178	18.248	26.523	1'34.660	292.7	11:35'31.086
8	3.404	19.327	31.370	19.169	26.580	1'39.850	290.3	11:37'05.746
9	3.364	19.431	27.247	18.343	26.651	1'35.036	293.5	11:38'45.596
								11:40'20.632

22° 10 I. TÓTH (1'35.856)								
Lap	Seg. 1	Seg. 2	Seg. 3	Seg. 4	Seg. 5	Lap Time	km/h	Local Time
1	7.731	24.651	30.929	19.179	28.914	1'51.404 P	157.4	11:25'14.096
2	3.329	19.699	27.913	18.566	26.968	1'36.475	294.3	11:27'05.500
3	3.313	19.670	28.278	18.496	27.754	1'37.511	295.9	11:28'41.975
4	3.309	19.588	27.695	18.322	26.942	1'35.856	296.7	11:30'19.486
5	3.344	20.536	30.335	18.876	27.907	1'40.998	295.1	11:31'55.342
6	3.374	19.711	27.891	18.476	26.936	1'36.388	291.1	11:33'36.340
7	3.374	19.721	31.480	18.574	27.532	1'40.681	293.5	11:35'12.728
8	3.363	19.615	29.358	19.088	28.253	1'39.677	292.7	11:36'53.409
9	3.332	19.622	27.759	18.292	26.940	1'35.945	295.1	11:38'33.086
								11:40'09.031

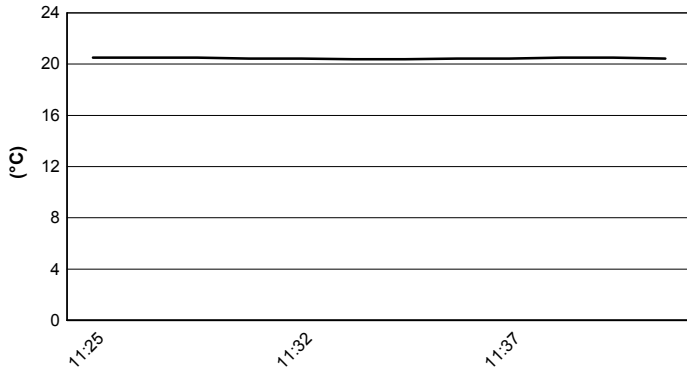


Phillip Island 4.445 m

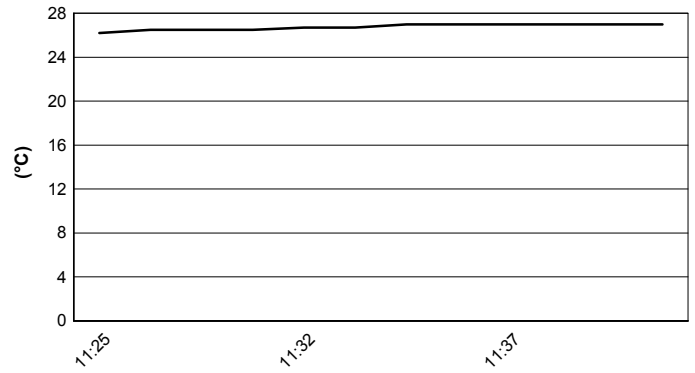
Session started 11:25

Session ended 11:42


Air Temperature



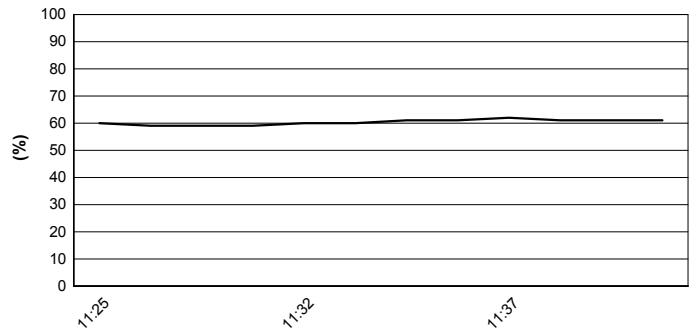
Track Temperature



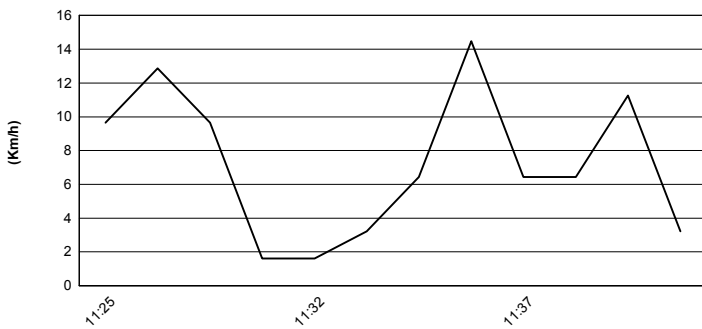
Air Pressure



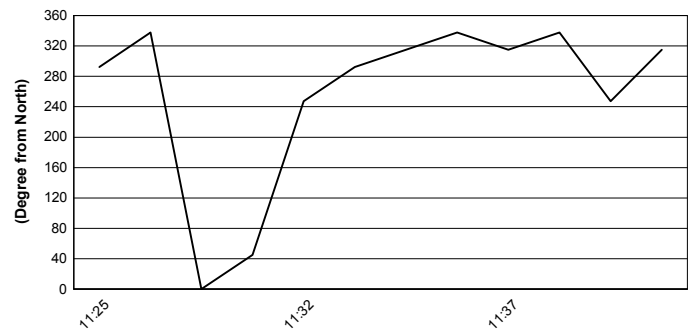
Humidity

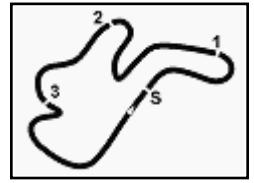


Wind Speed



Wind Direction





Phillip Island 4.445 m

Australian Round, 26-27-28 February 2016

World Superbike - Starting Grid - Race 2

22 Laps x 4,445 km = 97,790 km



1	66 SYKES T. Kawasaki 1'30.020 SP2	2	34 GIUGLIANO D. Ducati 1'30.098 SP2	3	1 REA J. Kawasaki 1'30.170 SP2
2	50 GUINTOLI S. Yamaha 1'30.281 SP2	5	22 LOWES A. Yamaha 1'30.354 SP2	6	60 VAN DER MARK M. Honda 1'30.468 SP2
3	69 HAYDEN N. Honda 1'30.479 SP2	8	32 SAVADORI L. Aprilia 1'30.609 SP2	9	7 DAVIES C. Ducati 1'30.717 SP2
4	2 CAMIER L. MV Agusta 1'30.795 SP2	11	21 REITERBERGER M. BMW 1'31.031 SP2	12	81 TORRES J. BMW 1'31.207 SP2
5	25 BROOKES J. BMW 1'31.927 SP1	14	20 BARRIER S. Kawasaki 1'32.077 SP1	15	17 ABRAHAM K. BMW 1'32.117 SP1
6	40 RAMOS R. Kawasaki 1'32.194 SP1	17	15 DE ANGELIS A. Aprilia 1'33.507 SP1	18	9 SCHMITTER D. Kawasaki 1'33.664 SP1
7	11 AL SULAITI S. Kawasaki 1'33.690 SP1	20	46 JONES M. Ducati 1'33.722 SP1	21	56 SEBESTYÉN P. Yamaha 1'34.346 SP1
8	10 TÓTH I. Yamaha 1'36.272 SP1				

Jury President

..... Race Director

