

Australian Round, 26-27-28 February 2016

World Supersport - Results Race

Laps 18 = 80,010 Km - Time Of Race 28'34.745 - Avg. 167,976 km/h

102/01

1 / 2

Pos	Race	Grid	No.	Rider	Nat	Team	Bike	LL	Gap	Fastest Lap	Speed	Qualifying		Ranking		
												Time	Speed	R	Tot	Pos
1	3	21	R.	KRUMMENACHER	ITA	Kawasaki Puccetti Racing	Kawasaki ZX-6R	18		1'34.239	279,8	1'33.664	272,0	25	25	1
2	4	64	F.	CARICASULO	ITA	Bardahl Evan Bros. Honda Racing	Honda CBR600RR	18	2.747	1'34.461	281,3	1'33.827	275,5	20	20	2
3	13	13	A.	WEST	AUS	Tribeca Racing	Yamaha YZF R6	18	2.761	1'34.319	274,8	1'34.262	263,4	16	16	3
4	7	11	C.	GAMARINO	ITA	Team GoEleven	Kawasaki ZX-6R	18	2.917	1'34.442	278,4	1'34.253	264,7	13	13	4
5	2	2	P.	JACOBSEN	USA	Honda World Supersport Team	Honda CBR600RR	18	3.200	1'34.582	275,5	1'33.644	272,0	11	11	5
6	6	25	A.	BALDOLINI	ITA	Race Department ATK#25	MV Agusta F3 675	18	3.545	1'34.251	278,4	1'34.004	264,7	10	10	6
7	18	4	G.	REA	GBR	GRT Racing Team	MV Agusta F3 675	18	3.558	1'34.261	279,1	1'34.623	267,3	9	9	7
8	14	69	O.	JEZEK	CZE	Team GoEleven	Kawasaki ZX-6R	18	12.835	1'34.738	275,5	1'34.295	265,4	8	8	8
9	22	44	R.	ROLFO	ITA	Team Factory Vamag	MV Agusta F3 675	18	12.895	1'34.806	272,7	1'35.446	259,0	7	7	9
10	16	41	A.	WAGNER	AUS	GRT Racing Team	MV Agusta F3 675	18	18.172	1'34.484	276,9	1'34.536	264,7	6	6	10
11	11	88	N.	TEROL	ESP	Schmidt Racing	MV Agusta F3 675	18	18.195	1'34.431	276,9	1'35.147	262,1	5	5	11
12	20	68	G.	SCOTT	AUS	Gemar Balloons - Team Lorini	Honda CBR600RR	18	18.334	1'35.048	278,4	1'35.175	269,3	4	4	12
13	17	63	Z.	KHAIRUDDIN	MAS	Orelac Racing VerdNatura	Kawasaki ZX-6R	18	19.902	1'34.543	280,5	1'34.615	266,0	3	3	13
14	23	48	A.	PHILLIS	AUS	AARK Racing	Honda CBR600RR	18	38.311	1'36.013	272,0	1'35.882	270,7	2	2	14
15	24	5	M.	LEVY	AUS	Landbridge Racing	Yamaha YZF R6	18	38.412	1'35.774	270,7	1'36.072	272,0	1	1	15
16	15	81	L.	STAPLEFORD	GBR	CIA Landlord Insurance Profile Honda	Honda CBR600RR	18	39.012	1'35.493	268,7	1'34.322	268,7			
17	8	16	J.	CLUZEL	FRA	MV Agusta Reparto Corse	MV Agusta F3 675	18	39.109	1'34.464	274,8	1'34.303	266,0			
18	21	10	N.	CALERO	ESP	Orelac Racing VerdNatura	Kawasaki ZX-6R	18	43.847	1'35.699	272,7	1'35.249	265,4			
19	9	77	K.	RYDE	GBR	Ranieri Med - SC Racing	Yamaha YZF R6	18	43.891	1'35.160	275,5	1'34.326	264,7			
20	26	35	S.	HILL	GBR	CIA Landlord Insurance Honda	Honda CBR600RR	18	1'14.210	1'36.936	264,7	1'37.057	260,9			
21	27	83	L.	EPIS	AUS	Response RE Racing	Kawasaki ZX-6R	17	1 Lap	1'38.282	264,7	1'38.049	259,0			
-----Not Classified-----																
RET	1	1	K.	SOFUOGLU	TUR	Kawasaki Puccetti Racing	Kawasaki ZX-6R	15	3 Laps	1'34.357	276,2	1'33.142	272,0			
RET	25	30	K.	BURNS	AUS	Burns Racing	Suzuki GSX-R600	15	3 Laps	1'35.473	268,0	1'36.115	256,5			
RET	5	87	L.	ZANETTI	ITA	MV Agusta Reparto Corse	MV Agusta F3 675	9	9 Laps	1'34.152	281,3	1'33.919	268,0			
RET	19	78	H.	OKUBO	JPN	CIA Landlord Insurance Honda	Honda CBR600RR	2	16 Laps	1'35.844	276,2	1'34.652	269,3			
RET	10	111	K.	SMITH	GBR	CIA Landlord Insurance Honda	Honda CBR600RR	1	17 Laps			1'35.012	261,5			

AIR	Humidity:	74%	Temp:	20°C
TRACK	Condition:	Dry	Temp:	35°C

Fastest Lap	7° Lorenzo Zanetti	1'34.152	169,959	Km/h
Lap Record:				
Best Lap				

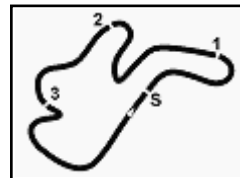
LAP LEADERS					
No.	Rider	From	To	Laps	Total
2	P. JACOBSEN	1	1	1	
21	R. KRUMMENACHER	2	2	1	
2	P. JACOBSEN	3	3	1	
16	J. CLUZEL	4	4	1	
13	A. WEST	5	5	1	
2	P. JACOBSEN	6	6	1	3
13	A. WEST	7	8	2	
16	J. CLUZEL	9	9	1	2
13	A. WEST	10	10	1	4
1	K. SOFUOGLU	11	15	5	5
21	R. KRUMMENACHER	16	18	3	4

TOTAL LEADER LAPS		
No.	Rider	Laps
1	K. SOFUOGLU	5
13	A. WEST	4
21	R. KRUMMENACHER	4
2	P. JACOBSEN	3
16	J. CLUZEL	2

Start 13:31
End 14:01

The results are provisional until the end of the time limit for protests and appeals and the completion of the technical checks.





Australian Round, 26-27-28 February 2016

World Supersport - Results Race

RACE HIGHLIGHTS

13.15.02		Pit Lane Exit Will Close in:
13.28.05		Warm-up Lap Start
13.31.33		Start
13.32.35	111 Smith	Entered Pits
13.32.59		No Jump Start
13.35.12	111 Smith	Technical Problem - Turn 4
13.35.58	78 Okubo	Crashed - Turn 11
13.36.03	111 Smith	Out
13.36.35	78 Okubo	Medical Center
13.37.01	78 Okubo	Out
13.37.52	13 West	DROP 2 POSITIONS
13.45.35	16 Cluzel	On the Gravel - Turn 2
13.46.04	87 Zanetti	Crashed - Turn 4
13.46.46	87 Zanetti	Technical Problem - Turn 5
13.46.55	16 Cluzel	Re-joined
13.47.04	87 Zanetti	Out
13.49.31		DROPS of RAIN in Sector 1
13.51.43		DROPS of RAIN in Sectors 1 - 2
13.55.37	1 Sofuoglu	Crashed - Turn 6
13.56.43	1 Sofuoglu	Out
13.58.00	30 Burns	Entered Pits
13.58.10	1 Sofuoglu	Medical Center
14.01.07		End Of Session

28/02/2016 Start 13:31 End 14:01

The results are provisional until the end of the time limit for protests and appeals and the completion of the technical checks.

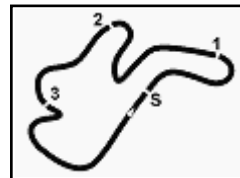
FICR PERUGIA TIMING



Official Tyre Supplier



Official Timekeeper



Phillip Island 4.445 m

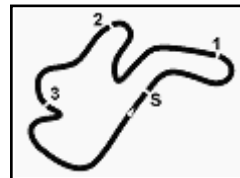
Australian Round, 26-27-28 February 2016

World Supersport - Lap Chart Race

Pos	Lap																	
	1	2	3	4	5	6	7	8	9	10	11	12	13	14	15	16	17	18
1	2	21	2	16	13	2	13	13	16	13	1	1	1	1	1	21	21	21
2	1	2	16	2	2	16	16	16	13	1	13	2	13	21	21	13	64	64
3	16	16	21	13	16	13	2	2	1	2	2	21	2	13	13	64	13	13
4	64	1	13	64	21	1	1	25	2	21	21	13	21	2	64	4	2	11
5	21	64	1	21	1	21	21	1	25	25	25	4	64	64	2	25	25	2
6	13	25	64	1	64	25	87	87	87	64	4	25	25	4	4	2	11	25
7	25	13	25	63	25	64	25	64	21	4	64	64	4	11	11	11	4	4
8	11	63	63	11	63	87	64	21	64	11	11	11	11	25	25	69	69	69
9	63	11	11	25	11	63	63	11	11	41	88	88	88	69	69	44	44	44
10	69	41	41	87	87	11	11	63	4	69	69	69	69	44	44	68	41	41
11	41	69	87	69	69	4	69	69	69	88	41	41	41	88	88	41	68	88
12	87	87	69	41	41	69	4	4	41	44	44	44	44	41	41	88	88	68
13	77	88	88	88	4	41	88	41	63	68	68	68	68	68	68	63	63	63
14	88	77	4	4	88	88	41	88	88	63	63	63	63	63	63	5	5	48
15	4	4	77	44	44	44	44	44	44	81	81	81	81	81	81	48	48	5
16	68	68	44	77	68	68	68	68	68	77	77	77	77	77	5	81	81	81
17	78	44	68	68	77	77	77	77	77	10	10	10	48	48	48	16	16	16
18	44	78	81	81	81	81	81	81	81	48	48	48	5	5	77	77	77	10
19	81	30	10	10	10	10	10	10	10	5	5	5	10	10	10	10	10	77
20	30	48	30	30	48	48	48	48	48	30	30	16	16	16	16	35	35	35
21	48	81	48	48	30	30	30	30	5	35	16	35	35	35	35	83	83	
22	10	10	35	5	5	5	5	5	30	16	35	30	30	30	30			
23	35	35	5	35	35	35	35	35	35	83	83	83	83	83	83			
24	83	83	83	83	83	83	83	83	83									
25	5	5																
26	111																	

Final Result		
1	21 R. KRUMMENACHER	Laps 18
2	64 F. CARICASULO	2.747
3	13 A. WEST	2.761
4	11 C. GAMARINO	2.917
5	2 P. JACOBSEN	3.200
6	25 A. BALDOLINI	3.545
7	4 G. REA	3.558
8	69 O. JEZEK	12.835
9	44 R. ROLFO	12.895
10	41 A. WAGNER	18.172
11	88 N. TEROL	18.195
12	68 G. SCOTT	18.334
13	63 Z. KHAIRUDDIN	19.902
14	48 A. PHILLIS	38.311
15	5 M. LEVY	38.412
16	81 L. STAPLEFORD	39.012
17	16 J. CLUZEL	39.109
18	10 N. CALERO	43.847
19	77 K. RYDE	43.891
20	35 S. HILL	1'14.210
21	83 L. EPIS	1 Lap
RET	1 K. SOFUOGLU	3 Laps
RET	30 K. BURNS	3 Laps
RET	87 L. ZANETTI	9 Laps
RET	78 H. OKUBO	16 Laps
RET	111 K. SMITH	17 Laps





Australian Round, 26-27-28 February 2016 World Supersport - Lap Chart Race

6	25 A. Baldolini (ITA)	2.411	11	41 A. Wagner (AUS)	14.821
7	4 G. Rea (GBR)	2.551	12	88 N. Terol (ESP)	14.995
8	11 C. Gamarino (ITA)	3.066	13	63 Z. Khairuddin (MAS)	16.928
9	88 N. Terol (ESP)	6.317	14	5 M. Levy (AUS)	34.777
10	69 O. Jezek (CZE)	7.083	15	48 A. Phillis (AUS)	34.876
11	41 A. Wagner (AUS)	7.552	16	81 L. Stapleford (GBR)	35.818
12	44 R. Rolfo (ITA)	7.583	17	16 J. Cluzel (FRA)	39.486
13	68 G. Scott (AUS)	9.481	18	77 K. Ryde (GBR)	39.605
14	63 Z. Khairuddin (MAS)	12.806	19	10 N. Calero (ESP)	39.647
15	81 L. Stapleford (GBR)	23.078	20	35 S. Hill (GBR)	1'03.241
16	77 K. Ryde (GBR)	23.085	21	83 L. Epis (AUS)	1'32.213
17	48 A. Phillis (AUS)	27.454			
18	5 M. Levy (AUS)	27.711			
19	10 N. Calero (ESP)	28.233			
20	16 J. Cluzel (FRA)	35.500			
21	35 S. Hill (GBR)	43.976			
22	30 K. Burns (AUS)	45.327			
23	83 L. Epis (AUS)	1'07.978			

Lap 14

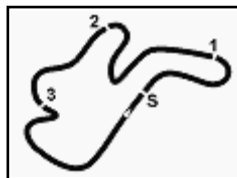
1	1 K. Sofuoglu (TUR)		1	21 R. Krummenacher (SU)	0.816
2	21 R. Krummenacher (SU)	0.816	2	64 F. Caricasulo (ITA)	2.214
3	13 A. West (AUS)	1.503	3	13 A. West (AUS)	2.241
4	2 P. Jacobsen (USA)	1.755	4	2 P. Jacobsen (USA)	2.551
5	64 F. Caricasulo (ITA)	1.827	5	25 A. Baldolini (ITA)	2.617
6	4 G. Rea (GBR)	1.988	6	11 C. Gamarino (ITA)	2.901
7	11 C. Gamarino (ITA)	2.468	7	4 G. Rea (GBR)	2.936
8	25 A. Baldolini (ITA)	2.904	8	69 O. Jezek (CZE)	12.387
9	69 O. Jezek (CZE)	9.263	9	44 R. Rolfo (ITA)	12.428
10	44 R. Rolfo (ITA)	9.407	10	41 A. Wagner (AUS)	16.537
11	88 N. Terol (ESP)	9.464	11	68 G. Scott (AUS)	16.542
12	41 A. Wagner (AUS)	9.902	12	88 N. Terol (ESP)	16.617
13	68 G. Scott (AUS)	11.306	13	63 Z. Khairuddin (MAS)	18.282
14	63 Z. Khairuddin (MAS)	13.444	14	5 M. Levy (AUS)	36.441
15	81 L. Stapleford (GBR)	28.616	15	48 A. Phillis (AUS)	36.618
16	77 K. Ryde (GBR)	28.635	16	81 L. Stapleford (GBR)	37.768
17	48 A. Phillis (AUS)	29.646	17	16 J. Cluzel (FRA)	39.399
18	5 M. Levy (AUS)	29.852	18	77 K. Ryde (GBR)	41.520
19	10 N. Calero (ESP)	30.710	19	10 N. Calero (ESP)	41.536
20	16 J. Cluzel (FRA)	35.638	20	35 S. Hill (GBR)	1'08.684
21	35 S. Hill (GBR)	50.373	21	83 L. Epis (AUS)	
22	30 K. Burns (AUS)	50.391			
23	83 L. Epis (AUS)	1'16.399			

Lap 15

1	1 K. Sofuoglu (TUR)		1	21 R. Krummenacher (SU)	0.806
2	21 R. Krummenacher (SU)	0.806	2	64 F. Caricasulo (ITA)	2.761
3	13 A. West (AUS)	1.815	3	13 A. West (AUS)	2.917
4	64 F. Caricasulo (ITA)	1.931	4	11 C. Gamarino (ITA)	3.200
5	2 P. Jacobsen (USA)	2.696	5	2 P. Jacobsen (USA)	3.545
6	4 G. Rea (GBR)	2.734	6	25 A. Baldolini (ITA)	3.558
7	11 C. Gamarino (ITA)	3.084	7	4 G. Rea (GBR)	3.558
8	25 A. Baldolini (ITA)	3.176	8	69 O. Jezek (CZE)	12.835
9	69 O. Jezek (CZE)	10.745	9	44 R. Rolfo (ITA)	12.895
10	44 R. Rolfo (ITA)	11.367	10	41 A. Wagner (AUS)	18.172
11	88 N. Terol (ESP)	13.202	11	88 N. Terol (ESP)	18.195
12	41 A. Wagner (AUS)	13.509	12	68 G. Scott (AUS)	18.334
13	68 G. Scott (AUS)	14.272	13	63 Z. Khairuddin (MAS)	19.902
14	63 Z. Khairuddin (MAS)	16.436	14	48 A. Phillis (AUS)	38.311
15	81 L. Stapleford (GBR)	33.528	15	5 M. Levy (AUS)	38.412
16	5 M. Levy (AUS)	33.541	16	81 L. Stapleford (GBR)	39.012
17	48 A. Phillis (AUS)	33.579	17	16 J. Cluzel (FRA)	39.109
18	77 K. Ryde (GBR)	36.008	18	10 N. Calero (ESP)	43.847
19	10 N. Calero (ESP)	36.063	19	77 K. Ryde (GBR)	43.891
20	16 J. Cluzel (FRA)	36.637	20	35 S. Hill (GBR)	1'14.210
21	35 S. Hill (GBR)	58.111			
22	30 K. Burns (AUS)	1'00.508			
23	83 L. Epis (AUS)	1'24.847			

Lap 16

1	21 R. Krummenacher (SU)				
2	13 A. West (AUS)	1.456			
3	64 F. Caricasulo (ITA)	1.703			
4	4 G. Rea (GBR)	2.335			
5	25 A. Baldolini (ITA)	2.615			
6	2 P. Jacobsen (USA)	2.683			
7	11 C. Gamarino (ITA)	2.942			
8	69 O. Jezek (CZE)	11.305			
9	44 R. Rolfo (ITA)	11.405			
10	68 G. Scott (AUS)	14.778			



Phillip Island 4.445 m

Australian Round, 26-27-28 February 2016

World Supersport - Best Sector & Speed Race

Results

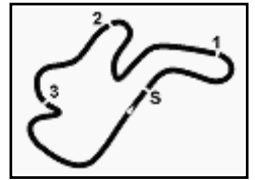
Pos	Rank	Name	Motorcycle	Laps
1	21	R. KRUMMENACHER	Kawasaki ZX-6R	18
2	64	F. CARICASULO	Honda CBR600RR	2.747
3	13	A. WEST	Yamaha YZF R6	2.761
4	11	C. GAMARINO	Kawasaki ZX-6R	2.917
5	2	P. JACOBSEN	Honda CBR600RR	3.200
6	25	A. BALDOLINI	MV Austa F3 675	3.545
7	4	G. REA	MV Austa F3 675	3.558
8	69	O. JEZEK	Kawasaki ZX-6R	12.835
9	44	R. ROLFO	MV Austa F3 675	12.895
10	41	A. WAGNER	MV Austa F3 675	18.172
11	88	N. TEROL	MV Austa F3 675	18.195
12	68	G. SCOTT	Honda CBR600RR	18.334
13	63	Z. KHAIRUDDIN	Kawasaki ZX-6R	19.902
14	48	A. PHILLIS	Honda CBR600RR	38.311
15	5	M. LEVY	Yamaha YZF R6	38.412
16	81	L. STAPLEFORD	Honda CBR600RR	39.012
17	16	J. CLUZEL	MV Austa F3 675	39.109
18	10	N. CALERO	Kawasaki ZX-6R	43.847
19	77	K. RYDE	Yamaha YZF R6	43.891
20	35	S. HILL	Honda CBR600RR	1'14.210
21	83	L. EPIS	Kawasaki ZX-6R	1 Lap
RET	1	K. SOFUOGLU	Kawasaki ZX-6R	3 Laps
RET	30	K. BURNS	Suzuki GSX-R600	3 Laps
RET	87	L. ZANETTI	MV Austa F3 675	9 Laps
RET	78	H. OKUBO	Honda CBR600RR	16 Laps
RET	111	K. SMITH	Honda CBR600RR	17 Laps

Top Speeds

Pos	Rank	Name	Motorcycle	Speed
1	64	F. CARICASULO	Honda CBR600RR	281.3
2	87	L. ZANETTI	MV Austa F3 675	281.3
3	63	Z. KHAIRUDDIN	Kawasaki ZX-6R	280.5
4	21	R. KRUMMENACHER	Kawasaki ZX-6R	279.8
5	4	G. REA	MV Austa F3 675	279.1
6	68	G. SCOTT	Honda CBR600RR	278.4
7	25	A. BALDOLINI	MV Austa F3 675	278.4
8	11	C. GAMARINO	Kawasaki ZX-6R	278.4
9	41	A. WAGNER	MV Austa F3 675	276.9
10	88	N. TEROL	MV Austa F3 675	276.9
11	1	K. SOFUOGLU	Kawasaki ZX-6R	276.2
12	78	H. OKUBO	Honda CBR600RR	276.2
13	77	K. RYDE	Yamaha YZF R6	275.5
14	2	P. JACOBSEN	Honda CBR600RR	275.5
15	69	O. JEZEK	Kawasaki ZX-6R	275.5
16	16	J. CLUZEL	MV Austa F3 675	274.8
17	13	A. WEST	Yamaha YZF R6	274.8
18	44	R. ROLFO	MV Austa F3 675	272.7
19	10	N. CALERO	Kawasaki ZX-6R	272.7
20	48	A. PHILLIS	Honda CBR600RR	272.0
21	5	M. LEVY	Yamaha YZF R6	270.7
22	81	L. STAPLEFORD	Honda CBR600RR	268.7
23	30	K. BURNS	Suzuki GSX-R600	268.0
24	83	L. EPIS	Kawasaki ZX-6R	264.7
25	35	S. HILL	Honda CBR600RR	264.7

Seg. 1		Seg. 2		Seg. 3		Seg. 4		Seg. 5	
1	64 F. CARICASULO 3.500	1	25 A. BALDOLINI 18.800	1	16 J. CLUZEL 27.094	1	13 A. WEST 17.816	1	64 F. CARICASULO 26.117
2	68 G. SCOTT 3.505	2	1 K. SOFUOGLU 18.837	2	4 G. REA 27.163	2	11 C. GAMARINO 17.831	2	13 A. WEST 26.191
3	4 G. REA 3.513	3	21 R. KRUMMENAC 18.888	3	21 R. KRUMMENAC 27.203	3	1 K. SOFUOGLU 17.832	3	4 G. REA 26.222
4	87 L. ZANETTI 3.514	4	4 G. REA 18.892	4	13 A. WEST 27.216	4	25 A. BALDOLINI 17.849	4	88 N. TEROL 26.226
5	63 Z. KHAIRUDDIN 3.523	5	44 R. ROLFO 18.943	5	87 L. ZANETTI 27.236	5	69 O. JEZEK 17.851	5	21 R. KRUMMENAC 26.248
6	21 R. KRUMMENAC 3.527	6	11 C. GAMARINO 18.946	6	69 O. JEZEK 27.309	6	2 P. JACOBSEN 17.855	6	41 A. WAGNER 26.266
7	41 A. WAGNER 3.547	7	69 O. JEZEK 18.953	7	1 K. SOFUOGLU 27.318	7	87 L. ZANETTI 17.871	7	11 C. GAMARINO 26.272
8	11 C. GAMARINO 3.551	8	77 K. RYDE 18.959	8	2 P. JACOBSEN 27.324	8	21 R. KRUMMENAC 17.873	8	87 L. ZANETTI 26.285
9	25 A. BALDOLINI 3.551	9	13 A. WEST 18.982	9	25 A. BALDOLINI 27.338	9	41 A. WAGNER 17.875	9	25 A. BALDOLINI 26.350
10	88 N. TEROL 3.555	10	5 M. LEVY 18.983	10	88 N. TEROL 27.356	10	64 F. CARICASULO 17.889	10	2 P. JACOBSEN 26.362
11	77 K. RYDE 3.567	11	30 K. BURNS 18.997	11	11 C. GAMARINO 27.357	11	4 G. REA 17.893	11	16 J. CLUZEL 26.395
12	78 H. OKUBO 3.570	12	63 Z. KHAIRUDDIN 19.001	12	64 F. CARICASULO 27.409	12	16 J. CLUZEL 17.904	12	63 Z. KHAIRUDDIN 26.399
13	2 P. JACOBSEN 3.570	13	64 F. CARICASULO 19.006	13	63 Z. KHAIRUDDIN 27.433	13	63 Z. KHAIRUDDIN 17.928	13	44 R. ROLFO 26.437
14	69 O. JEZEK 3.571	14	16 J. CLUZEL 19.010	14	44 R. ROLFO 27.449	14	77 K. RYDE 17.987	14	78 H. OKUBO 26.444
15	16 J. CLUZEL 3.573	15	87 L. ZANETTI 19.013	15	41 A. WAGNER 27.452	15	44 R. ROLFO 18.000	15	10 N. CALERO 26.446
16	13 A. WEST 3.584	16	88 N. TEROL 19.015	16	81 L. STAPLEFORD 27.520	16	88 N. TEROL 18.004	16	1 K. SOFUOGLU 26.473
17	1 K. SOFUOGLU 3.597	17	81 L. STAPLEFORD 19.031	17	68 G. SCOTT 27.523	17	10 N. CALERO 18.065	17	68 G. SCOTT 26.474
18	44 R. ROLFO 3.599	18	2 P. JACOBSEN 19.058	18	77 K. RYDE 27.583	18	68 G. SCOTT 18.073	18	69 O. JEZEK 26.478
19	10 N. CALERO 3.621	19	41 A. WAGNER 19.075	19	10 N. CALERO 27.607	19	81 L. STAPLEFORD 18.082	19	48 A. PHILLIS 26.623
20	48 A. PHILLIS 3.633	20	68 G. SCOTT 19.078	20	30 K. BURNS 27.674	20	5 M. LEVY 18.131	20	30 K. BURNS 26.626
21	5 M. LEVY 3.653	21	78 H. OKUBO 19.089	21	78 H. OKUBO 27.694	21	48 A. PHILLIS 18.131	21	77 K. RYDE 26.696
22	30 K. BURNS 3.672	22	10 N. CALERO 19.218	22	48 A. PHILLIS 27.716	22	78 H. OKUBO 18.153	22	81 L. STAPLEFORD 26.718
23	81 L. STAPLEFORD 3.675	23	35 S. HILL 19.286	23	5 M. LEVY 27.927	23	30 K. BURNS 18.170	23	5 M. LEVY 26.778
24	35 S. HILL 3.715	24	48 A. PHILLIS 19.429	24	35 S. HILL 28.021	24	35 S. HILL 18.440	24	35 S. HILL 27.159
25	83 L. EPIS 3.725	25	83 L. EPIS 19.858	25	83 L. EPIS 28.299	25	83 L. EPIS 18.898	25	83 L. EPIS 27.310
				26	111 K. SMITH 29.618	26	111 K. SMITH 19.990		



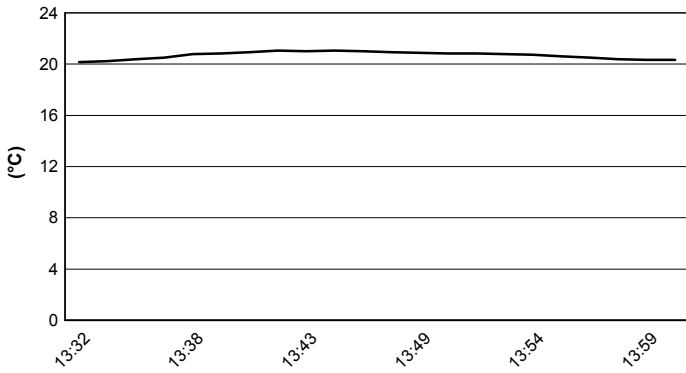


Phillip Island 4.445 m

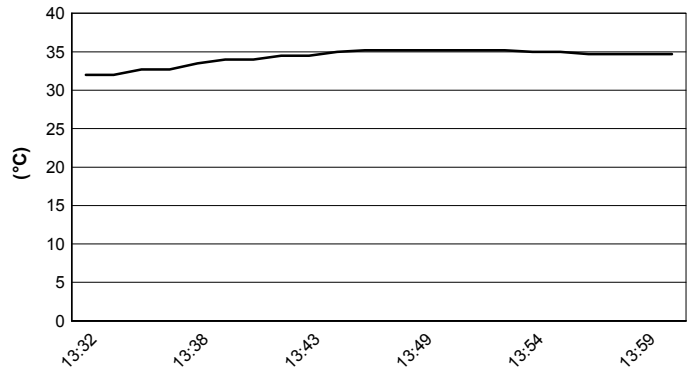
Australian Round, 26-27-28 February 2016
World Supersport - Weather Report Race

Session started 13:31 Session ended 14:01

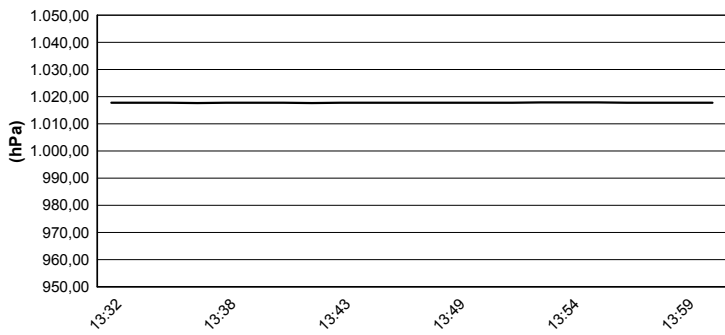
Air Temperature



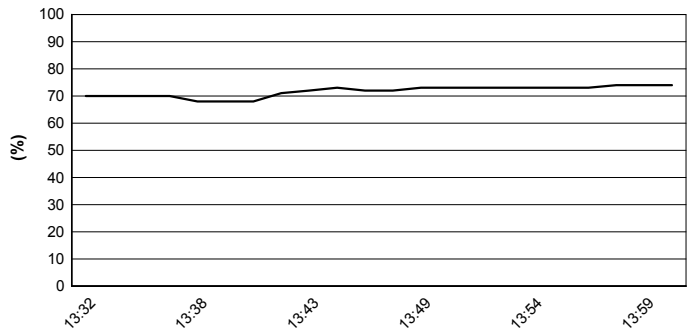
Track Temperature



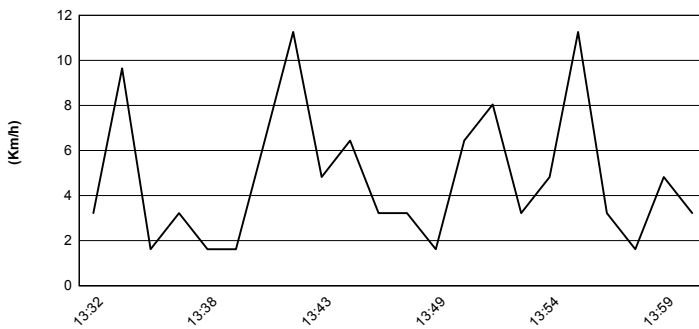
Air Pressure



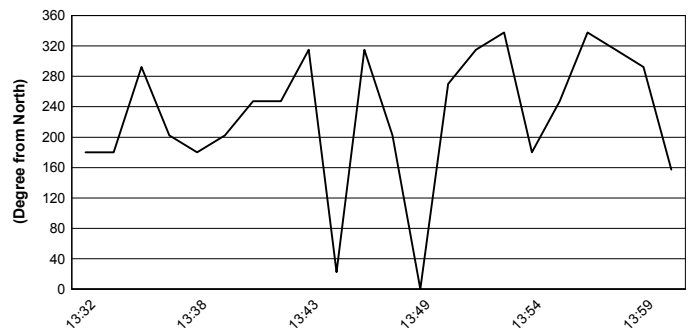
Humidity

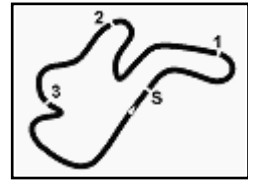


Wind Speed



Wind Direction





Phillip Island 4.445 m

Australian Round, 26-27-28 February 2016 World Supersport - Championship Standings

	Points	Points From First	Points From Previous	February 28 PHILLIP ISLAND	March 13 BURIRAM	April 3 ARAGON	April 17 ASSEN	May 1 IMOLA	May 15 SEPANG	May 29 DONINGTON PARK	June 19 MISANO	July 24 MONZA	September 18 LAUSITZRING	October 2 MAGNY-COURS	October 16 JEREZ	October 28 LOSAIL		
1 KRUMMENACHER Randy (SUI)	25			25 1														
2 CARICASULO Federico (ITA)	20	5		20 2														
3 WEST Anthony (AUS)	16	9	4	16 3														
4 GAMARINO Christian (ITA)	13	12	3	13 4														
5 JACOBSEN Patrick (USA)	11	14	2	11 5														
6 BALDOLINI Alex (ITA)	10	15	1	10 6														
7 REA Gino (GBR)	9	16	1	9 7														
8 JEZEK Ondrej (CZE)	8	17	1	8 8														
9 ROLFO Roberto (ITA)	7	18	1	7 9														
10 WAGNER Aiden (AUS)	6	19	1	6 10														
11 TEROL Nicolas (ESP)	5	20	1	5 11														
12 SCOTT Glenn (AUS)	4	21	1	4 12														
13 KHAIRUDDIN Zulfahmi (MAS)	3	22	1	3 13														
14 PHILLIS Alex (AUS)	2	23	1	2 14														
15 LEVY Mitch (AUS)	1	24	1	1 15														

First Line: Championship Standings - Second Line: Ranking Progression

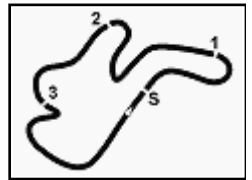
PIRELLI PERUGIA TIMING



Official Tyre Supplier



Official Timekeeper



Phillip Island 4.445 m

Australian Round, 26-27-28 February 2016

World Supersport - Manufacturers Standings

	Points	Points From First	Points From Previous	February 28 PHILLIP ISLAND	March 13 BURIRAM	April 3 ARAGON	April 17 ASSEN	May 1 IMOLA	May 15 SEPANG	May 29 DONINGTON PARK	June 19 MISANO	July 24 MONZA	September 18 LAUSITZRING	October 2 MAGNY-COURS	October 16 JEREZ	October 28 LOSAIL
1 KAWASAKI	25			25 1												
2 HONDA	20	5		20 2												
3 YAMAHA	16	9	4	16 3												
4 MV AGUSTA	10	15	6	10 4												

First Line: Championship Standings - Second Line: Ranking Progression

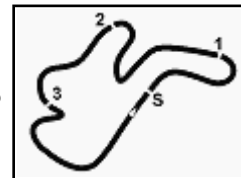
PIRELLI PERUGIA TIMING



Official Tyre Supplier



Official Timekeeper

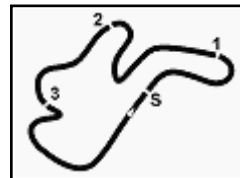


Phillip Island 4.445 m

Australian Round, 26-27-28 February 2016

World Supersport - Pirelli Best Lap Award

Points	Points From First	Points From Previous	February 28 PHILLIP ISLAND	March 13 BURIRAM	April 3 ARAGON	April 17 ASSEN	May 1 IMOLA	May 15 SEPANG	May 29 DONINGTON PARK	June 19 MISANO	July 24 MONZA	September 18 LAUSITZRING	October 2 MAGNY-COURS	October 16 JEREZ	October 28 LOSAIL	
Fastest Laps																
1 ZANETTI Lorenzo (ITA)	1	1														



Phillip Island 4.445 m

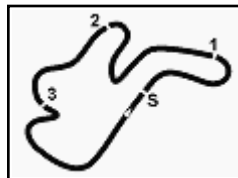
Australian Round, 26-27-28 February 2016

World Supersport - Rider's Performance

	Points	Points From First	Points From Previous	February 28 PHILLIP ISLAND		March 13 BURIRAM		April 3 ARAGON		April 17 ASSEN		May 1 IMOLA		May 15 SEPANG		May 29 DONINGTON PARK		June 19 MISANO		July 24 MONZA		September 18 LAUSITZRING		October 2 MAGNY-COURS		October 16 JEREZ		October 28 LOSAIL							
				G	R	G	R	G	R	G	R	G	R	G	R	G	R	G	R	G	R	G	R	G	R	G	R	G	R	G	R	G	R	G	R
				1 KRUMMENACHER	25			3	1																										
2 CARICASULO	20	5		4	2																														
3 WEST	16	9	4	13	3																														
4 GAMARINO	13	12	3	7	4																														
5 JACOBSEN	11	14	2	2	5																														
6 BALDOLINI	10	15	1	6	6																														
7 REA	9	16	1	18	7																														
8 JEZEK	8	17	1	14	8																														
9 ROLFO	7	18	1	22	9																														
10 WAGNER	6	19	1	16	10																														
11 TEROL	5	20	1	11	11																														
12 SCOTT	4	21	1	20	12																														
13 KHAIRUDDIN	3	22	1	17	13																														
14 PHILLIS	2	23	1	23	14																														
15 LEVY	1	24	1	24	15																														

G = Grid - 1 = Race 1 - 2 = Race 2

Ns = Did Not Start - Rt = Retired - Ex = Excluded - Fl = Fallen



Phillip Island 4.445 m

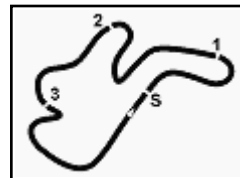
Australian Round, 26-27-28 February 2016

102/01

World Supersport - Best Laps & Speeds

1 / 2

No.	Rider	Nat	Bike	Best Lap		FP1		FP2		FP3		SP1		SP2		WU		RC		
				laps	speed	laps	speed	laps	speed	laps	speed	laps	speed	laps	speed	laps	speed	laps	speed	laps
1	1 SOFUOGLU Kenan	TUR	Kawasaki ZX-6R	1'33.113		1'33.664				1'33.399				1'33.142		1'33.113		1'34.357		276
2	21 KRUMMENACHER Randy	SUI	Kawasaki ZX-6R	1'33.565		1'34.018		1'33.878		1'34.160				1'33.664		1'33.565		1'34.239		280
3	2 JACOBSEN Patrick	USA	Honda CBR600RR	1'33.644		1'34.427		1'34.256		1'35.215				1'33.644		1'34.633		1'34.582		278
4	64 CARICASULO Federico	ITA	Honda CBR600RR	1'33.827		1'35.086		1'35.108		1'35.019		1'34.163		1'33.827		1'34.882		1'34.461		281
5	13 WEST Anthony	AUS	Yamaha YZF R6	1'33.848		1'34.901		1'34.672		1'34.652		1'34.262				1'33.848		1'34.319		275
6	16 CLUZEL Jules	FRA	MV Agusta F3 675	1'33.877		1'33.877		1'34.999		1'34.468				1'34.303		1'34.364		1'34.464		275
7	87 ZANETTI Lorenzo	ITA	MV Agusta F3 675	1'33.882		1'34.032		1'34.236		1'35.131				1'33.919		1'33.882		1'34.152		281
8	4 REA Gino	GBR	MV Agusta F3 675	1'33.936		1'36.273		1'34.616		1'35.646		1'34.623				1'33.936		1'34.261		279
9	25 BALDOLINI Alex	ITA	MV Agusta F3 675	1'34.004		1'34.398		1'34.623		1'34.903				1'34.004		1'34.596		1'34.251		278
10	11 GAMARINO Christian	ITA	Kawasaki ZX-6R	1'34.042		1'34.946		1'34.716		1'35.314		1'34.042		1'34.253		1'35.060		1'34.442		278
11	77 RYDE Kyle	GBR	Yamaha YZF R6	1'34.202		1'34.202		1'35.276		1'35.212				1'34.326		1'35.304		1'35.160		276
12	111 SMITH Kyle	GBR	Honda CBR600RR	1'34.289		1'34.540		1'34.785		1'35.697				1'35.012		1'34.289				269
13	69 JEZEK Ondrej	CZE	Kawasaki ZX-6R	1'34.295		1'35.399		1'35.379		1'35.358		1'34.295				1'34.639		1'34.738		276
14	81 STAPLEFORD Luke	GBR	Honda CBR600RR	1'34.322		1'35.133		1'35.287		1'34.886		1'34.322				1'35.222		1'35.493		269
15	68 SCOTT Glenn	AUS	Honda CBR600RR	1'34.385		1'35.595		1'35.510		1'35.565		1'35.175				1'34.385		1'35.048		278
16	88 TEROL Nicolas	ESP	MV Agusta F3 675	1'34.431		1'34.600		1'35.136		1'35.760				1'35.147		1'34.596		1'34.431		277
17	19 WAHR Kevin	GER	Honda CBR600RR	1'34.442		1'34.442		1'34.698		1'35.151						1'34.781				272
18	41 WAGNER Aiden	AUS	MV Agusta F3 675	1'34.484		1'36.454		1'35.710		1'36.068		1'34.536				1'36.460		1'34.484		277
19	63 KHAIRUDDIN Zufahmi	MAS	Kawasaki ZX-6R	1'34.543		1'34.902		1'34.795		1'35.225		1'34.615				1'35.216		1'34.543		281
20	78 OKUBO Hikari	JPN	Honda CBR600RR	1'34.652		1'35.758		1'35.578		1'35.925		1'34.652				1'35.036		1'35.844		276
21	44 ROLFO Roberto	ITA	MV Agusta F3 675	1'34.806		1'35.476		1'36.130		1'35.608		1'35.446				1'34.950		1'34.806		273



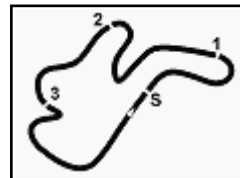
Phillip Island 4.445 m

Australian Round, 26-27-28 February 2016

World Supersport - Best Laps & Speeds

No.	Rider	Nat	Bike	Best Lap		FP1		FP2		FP3		SP1		SP2		WU		RC	
				laps	speed	laps	speed	laps	speed	laps	speed	laps	speed	laps	speed	laps	speed	laps	speed
22	10 CALERO Nacho			1'35.249		1'36.885	1'35.879	1'35.521	1'35.249			1'35.415	1'35.699						
	ESP	Kawasaki ZX-6R	91	273	24	272	23	267	9	268	8	265	9	267	18	273			
23	30 BURNS Kane			1'35.473		1'36.416	1'36.763	1'36.810	1'36.115			1'36.354	1'35.473						
	AUS	Suzuki GSX-R600	62	268	16	265	16	261	7	259	4	257	4	266	15	268			
24	5 LEVY Mitch			1'35.538		1'35.994	1'35.962	1'36.312	1'36.072			1'35.538	1'35.774						
	AUS	Yamaha YZF R6	87	272	20	268	28	265	8	263	4	272	9	267	18	271			
25	48 PHILLIS Alex			1'35.882		1'36.315	1'36.753	1'36.355	1'35.882			1'36.398	1'36.013						
	AUS	Honda CBR600RR	96	272	25	268	25	264	9	260	9	271	10	266	18	272			
26	35 HILL Stefan			1'36.809		1'37.531	1'37.139	1'38.236	1'37.057			1'36.809	1'36.936						
	GBR	Honda CBR600RR	84	265	23	263	23	259	2	258	9	261	9	262	18	265			
27	83 EPIS Lachlan			1'37.999		1'38.967	1'38.865	1'38.354	1'38.049			1'37.999	1'38.282						
	AUS	Kawasaki ZX-6R	92	265	25	264	29	261	9	256	8	259	4	265	17	265			





Phillip Island 4.445 m

Australian Round, 26-27-28 February 2016

World Supersport - Race Winners

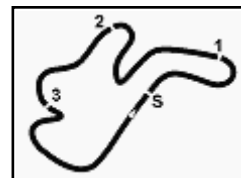
	2013	2014	2015	2016
01 Phillip Island GP Circuit	Sofuoglu K. (Tur) Kaw	Cluzel J. (Fra) Mva	Cluzel J. (Fra) Mva	Krummenacher R. (Sui) Kaw
02 Chang International			Wilairot R. (Tha) Hon	
03 MotorLand Aragón	Foret F. (Fra) Kaw	Sofuoglu K. (Tur) Kaw	Sofuoglu K. (Tur) Kaw	
04 TT Circuit Assen	Lowes S. (Gbr) Yam	van der Mark M. (Ned) Hon	Sofuoglu K. (Tur) Kaw	
05 Autodromo Internazionale	Sofuoglu K. (Tur) Kaw	Zanetti L. (Ita) Hon	Sofuoglu K. (Tur) Kaw	
06 Sepang International		van der Mark M. (Ned) Hon	Jacobsen P. (Usa) Hon	
07 Donington Park	Lowes S. (Gbr) Yam	van der Mark M. (Ned) Hon	Sofuoglu K. (Tur) Kaw	
08 Misano World Circuit		Cluzel J. (Fra) Mva	Cluzel J. (Fra) Mva	
09 Autodromo Nazionale di	Lowes S. (Gbr) Yam			
11 Circuit de Nevers	Sofuoglu K. (Tur) Kaw	Cluzel J. (Fra) Mva	Jacobsen P. (Usa) Hon	
12 Circuito de Jerez	Lowes S. (Gbr) Yam	van der Mark M. (Ned) Hon	Sofuoglu K. (Tur) Kaw	
13 Losail International		van der Mark M. (Ned) Hon	Smith K. (Gbr) Hon	

2016

1 R. Krummenacher

ALL TIMES

32 K. Sofuoglu	4 K. Curtain	1 Y. Tiberio
16 F. Foret	4 C. Vermeulen	1 M. Roccoli
12 S. Charpentier	3 I. MacPherson	1 M. Pirro
12 E. Laverty	3 C. Kellner	1 G. Rea
11 K. Muggeridge	3 L. Scassa	1 K. Smith
10 J. Cluzel	3 J. Lascorz	1 L. Zanetti
8 S. Lowes	3 J. Rea	1 R. Wilairot
7 A. Pitt	2 R. Xaus	1 R.
6 P. Casoli	2 J. Brookes	Krummenacher
6 K. Fujiwara	2 A. West	
6 S. Chambon	2 P. Jacobsen	
6 J. Teuchert	1 P. Bontempi	
6 B. Parkes	1 P. Riba	
6 C. Davies	1 W. Zeelenberg	
6 M. van der Mark	1 G. Nannelli	
5 C. Crutchlow	1 J. Vd Goorbergh	
4 J. Whitham	1 L. Lanzi	



Phillip Island 4.445 m

Australian Round, 26-27-28 February 2016

World Supersport - Team Standings

	February 28 PHILLIP ISLAND	March 13 BURIRAM	April 3 ARAGON	April 17 ASSEN	May 1 IMOLA	May 15 SEPANG	May 29 DONINGTON PARK	June 19 MISANO	July 24 MONZA	September 18 LAUSITZRING	October 2 MAGNY-COURS	October 16 JEREZ	October 28 LOSAIL
1 Kawasaki Puccetti Racing	25												
KRUMMENACHER Randy	25	25											
2 Team GoEleven	21												
GAMARINO Christian	13	13											
JEZEK Ondrej	8	8											
3 Bardahl Evan Bros. Honda Racing	20												
CARICASULO Federico	20	20											
4 Tribeca Racing	16												
WEST Anthony	16	16											
5 GRT Racing Team	15												
REA Gino	9	9											
WAGNER Aiden	6	6											
6 Honda World Supersport Team	11												
JACOBSEN Patrick	11	11											
7 Race Department ATK#25	10												
BALDOLINI Alex	10	10											
8 Team Factory Vamag	7												
ROLFO Roberto	7	7											
9 Schmidt Racing	5												
TEROL Nicolas	5	5											
10 Gemar Balloons - Team Lorini	4												
SCOTT Glenn	4	4											
11 Orelac Racing VerdNatura	3												
KHAIRUDDIN Zufahmi	3	3											
12 AARK Racing	2												
PHILLIS Alex	2	2											
13 Landbridge Racing	1												
LEVY Mitch	1	1											