

Australian Round, 26-27-28 February 2016

World Supersport - Results Free Practice 3rd Session

No.	Rider	Nat	Team	Bike	Time	Gap	Rel.	Laps	Speed	
									Avg	Max
1	1 K. SOFUOGLU	TUR	Kawasaki Puccetti Racing	Kawasaki ZX-6R	1'33.399			9	171,329	271,4
2	21 R. KRUMMENACHER	SUI	Kawasaki Puccetti Racing	Kawasaki ZX-6R	1'34.160	0.761	0.761	9	169,945	265,4
3	16 J. CLUZEL	FRA	MV Agusta Reparto Corse	MV Agusta F3 675	1'34.468	1.069	0.308	8	169,391	274,1
4	13 A. WEST	AUS	Tribeca Racing	Yamaha YZF R6	1'34.652	1.253	0.184	8	169,061	261,5
5	81 L. STAPLEFORD	GBR	CIA LandlordInsurance Profile Honda	Honda CBR600RR	1'34.886	1.487	0.234	8	168,644	265,4
6	25 A. BALDOLINI	ITA	Race Department ATK#25	MV Agusta F3 675	1'34.903	1.504	0.017	9	168,614	269,3
7	64 F. CARICASULO	ITA	Bardahl Evan Bros. Honda Racing	Honda CBR600RR	1'35.019	1.620	0.116	10	168,408	271,4
8	87 L. ZANETTI	ITA	MV Agusta Reparto Corse	MV Agusta F3 675	1'35.131	1.732	0.112	8	168,210	266,0
9	19 K. WAHR	GER	Gemar Balloons - Team Lorini	Honda CBR600RR	1'35.151	1.752	0.020	7	168,175	264,1
10	77 K. RYDE	GBR	Ranieri Med - SC Racing	Yamaha YZF R6	1'35.212	1.813	0.061	4	168,067	270,7
11	2 P. JACOBSEN	USA	Honda World Supersport Team	Honda CBR600RR	1'35.215	1.816	0.003	9	168,062	270,0
12	63 Z. KHAIRUDDIN	MAS	Orelac Racing VerdNatura	Kawasaki ZX-6R	1'35.225	1.826	0.010	9	168,044	266,7
13	11 C. GAMARINO	ITA	Team GoEleven	Kawasaki ZX-6R	1'35.314	1.915	0.089	9	167,887	262,1
14	69 O. JEZEK	CZE	Team GoEleven	Kawasaki ZX-6R	1'35.358	1.959	0.044	9	167,810	262,8
15	10 N. CALERO	ESP	Orelac Racing VerdNatura	Kawasaki ZX-6R	1'35.521	2.122	0.163	9	167,523	268,0
16	68 G. SCOTT	AUS	Gemar Balloons - Team Lorini	Honda CBR600RR	1'35.565	2.166	0.044	8	167,446	266,0
17	44 R. ROLFO	ITA	Team Factory Vamag	MV Agusta F3 675	1'35.608	2.209	0.043	9	167,371	259,6
18	4 G. REA	GBR	GRT Racing Team	MV Agusta F3 675	1'35.646	2.247	0.038	7	167,304	260,2
19	111 K. SMITH	GBR	CIA Landlord Insurance Honda	Honda CBR600RR	1'35.697	2.298	0.051	7	167,215	266,0
20	88 N. TEROL	ESP	Schmidt Racing	MV Agusta F3 675	1'35.760	2.361	0.063	6	167,105	261,5
21	78 H. OKUBO	JPN	CIA Landlord Insurance Honda	Honda CBR600RR	1'35.925	2.526	0.165	8	166,818	268,7
22	41 A. WAGNER	AUS	GRT Racing Team	MV Agusta F3 675	1'36.068	2.669	0.143	6	166,570	258,4
23	5 M. LEVY	AUS	Landbridge Racing	Yamaha YZF R6	1'36.312	2.913	0.244	8	166,148	262,8
24	48 A. PHILLIS	AUS	AARK Racing	Honda CBR600RR	1'36.355	2.956	0.043	9	166,073	259,6
25	30 K. BURNS	AUS	Burns Racing	Suzuki GSX-R600	1'36.810	3.411	0.455	7	165,293	259,0
26	35 S. HILL	GBR	CIA Landlord Insurance Honda	Honda CBR600RR	1'38.236	4.837	1.426	2	162,893	258,4
27	83 L. EPIS	AUS	Response RE Racing	Kawasaki ZX-6R	1'38.354	4.955	0.118	9	162,698	255,9

AIR	Humidity:	76%	Temp:	20°C
TRACK	Condition:	Dry	Temp:	27°C

Start 10:50
End 11:07

The results are provisional until the end of the time limit for protests and appeals and the completion of the technical checks.

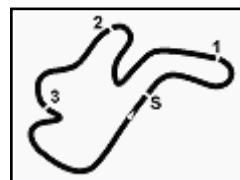
FICR PERUGIA TIMING



Official Tyre Supplier



Official Timekeeper



Australian Round, 26-27-28 February 2016

World Supersport - Results Free Practice 3rd Session

Session Highlights

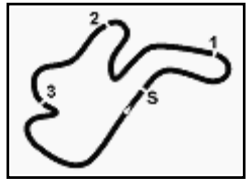
10.50.10		Start
10.53.06	Levy	On the Gravel - Re-Joined - Turn 4
10.54.30	Stapleford	On the Gravel - Re-Joined - Turn 4
10.55.08	Terol	On the Gravel - Re-Joined - Turn 4
11.03.01	Ryde	Crashed - Turn 8
11.05.24	Wahr	Crashed - Turn 2
11.07.32		End Of Session

Fastest Laps Sequence

No.	Rider	Nat	Team	Bike	Local Time	Time	Gap	Avg
21	R. KRUMMENACHER	SUI	Kawasaki Puccetti Racing	Kawasaki ZX-6R	10:51'48.774	1'45.690		151,405
64	F. CARICASULO	ITA	Bardahl Evan Bros. Honda Racing	Honda CBR600RR	10:51'51.310	1'44.882	-0.808	152,571
77	K. RYDE	GBR	Ranieri Med - SC Racing	Yamaha YZF R6	10:51'52.700	1'44.616	-0.266	152,959
30	K. BURNS	AUS	Burns Racing	Suzuki GSX-R600	10:52'04.824	1'44.366	-0.250	153,326
21	R. KRUMMENACHER	SUI	Kawasaki Puccetti Racing	Kawasaki ZX-6R	10:53'23.753	1'34.979	-9.387	168,479
1	K. SOFUOGLU	TUR	Kawasaki Puccetti Racing	Kawasaki ZX-6R	10:53'24.000	1'34.189	-0.790	169,892
1	K. SOFUOGLU	TUR	Kawasaki Puccetti Racing	Kawasaki ZX-6R	10:54'57.922	1'33.922	-0.267	170,375
1	K. SOFUOGLU	TUR	Kawasaki Puccetti Racing	Kawasaki ZX-6R	11:03'08.441	1'33.501	-0.421	171,143
1	K. SOFUOGLU	TUR	Kawasaki Puccetti Racing	Kawasaki ZX-6R	11:04'41.840	1'33.399	-0.102	171,329

27/02/2016 Start 10:50 End 11:07

The results are provisional until the end of the time limit for protests and appeals and the completion of the technical checks.



Australian Round, 26-27-28 February 2016

World Supersport - Best Sector & Speed Free Practice 3rd Session

Best Lap

1	1 K. SOFUOGLU	Kawasaki ZX-6R	1'33.399
2	21 R. KRUMMENACHER	Kawasaki ZX-6R	1'34.160
3	16 J. CLUZEL	MV Agusta F3 675	1'34.468
4	13 A. WEST	Yamaha YZF R6	1'34.652
5	81 L. STAPLEFORD	Honda CBR600RR	1'34.886
6	25 A. BALDOLINI	MV Agusta F3 675	1'34.903
7	64 F. CARICASULO	Honda CBR600RR	1'35.019
8	87 L. ZANETTI	MV Agusta F3 675	1'35.131
9	19 K. WAHR	Honda CBR600RR	1'35.151
10	77 K. RYDE	Yamaha YZF R6	1'35.212
11	2 P. JACOBSEN	Honda CBR600RR	1'35.215
12	63 Z. KHAIRUDDIN	Kawasaki ZX-6R	1'35.225
13	11 C. GAMARINO	Kawasaki ZX-6R	1'35.314
14	69 O. JEZEK	Kawasaki ZX-6R	1'35.358
15	10 N. CALERO	Kawasaki ZX-6R	1'35.521
16	68 G. SCOTT	Honda CBR600RR	1'35.565
17	44 R. ROLFO	MV Agusta F3 675	1'35.608
18	4 G. REA	MV Agusta F3 675	1'35.646
19	111 K. SMITH	Honda CBR600RR	1'35.697
20	88 N. TEROL	MV Agusta F3 675	1'35.760
21	78 H. OKUBO	Honda CBR600RR	1'35.925
22	41 A. WAGNER	MV Agusta F3 675	1'36.068
23	5 M. LEVY	Yamaha YZF R6	1'36.312
24	48 A. PHILLIS	Honda CBR600RR	1'36.355
25	30 K. BURNS	Suzuki GSX-R600	1'36.810
26	35 S. HILL	Honda CBR600RR	1'38.236
27	83 L. EPIS	Kawasaki ZX-6R	1'38.354

Top Speeds

1	16 J. CLUZEL	MV Agusta F3 675	274.1
2	64 F. CARICASULO	Honda CBR600RR	271.4
3	1 K. SOFUOGLU	Kawasaki ZX-6R	271.4
4	77 K. RYDE	Yamaha YZF R6	270.7
5	2 P. JACOBSEN	Honda CBR600RR	270.0
6	25 A. BALDOLINI	MV Agusta F3 675	269.3
7	78 H. OKUBO	Honda CBR600RR	268.7
8	10 N. CALERO	Kawasaki ZX-6R	268.0
9	63 Z. KHAIRUDDIN	Kawasaki ZX-6R	266.7
10	68 G. SCOTT	Honda CBR600RR	266.0
11	87 L. ZANETTI	MV Agusta F3 675	266.0
12	111 K. SMITH	Honda CBR600RR	266.0
13	81 L. STAPLEFORD	Honda CBR600RR	265.4
14	21 R. KRUMMENACHER	Kawasaki ZX-6R	265.4
15	19 K. WAHR	Honda CBR600RR	264.1
16	5 M. LEVY	Yamaha YZF R6	262.8
17	69 O. JEZEK	Kawasaki ZX-6R	262.8
18	11 C. GAMARINO	Kawasaki ZX-6R	262.1
19	88 N. TEROL	MV Agusta F3 675	261.5
20	13 A. WEST	Yamaha YZF R6	261.5
21	4 G. REA	MV Agusta F3 675	260.2
22	48 A. PHILLIS	Honda CBR600RR	259.6
23	44 R. ROLFO	MV Agusta F3 675	259.6
24	30 K. BURNS	Suzuki GSX-R600	259.0
25	35 S. HILL	Honda CBR600RR	258.4
26	41 A. WAGNER	MV Agusta F3 675	258.4
27	83 L. EPIS	Kawasaki ZX-6R	255.9

Seg. 1

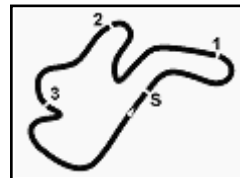
Seg. 2

Seg. 3

Seg. 4

Seg. 5

1	16 J. CLUZEL	3.610	1	1 K. SOFUOGLU	18.616	1	1 K. SOFUOGLU	27.016	1	1 K. SOFUOGLU	17.574	1	21 R. KRUMMENAC	26.243
2	1 K. SOFUOGLU	3.615	2	21 R. KRUMMENAC	18.820	2	13 A. WEST	27.230	2	21 R. KRUMMENAC	17.711	2	1 K. SOFUOGLU	26.318
3	77 K. RYDE	3.625	3	25 A. BALDOLINI	18.925	3	87 L. ZANETTI	27.267	3	81 L. STAPLEFORD	17.891	3	16 J. CLUZEL	26.420
4	2 P. JACOBSEN	3.627	4	16 J. CLUZEL	18.940	4	16 J. CLUZEL	27.279	4	16 J. CLUZEL	17.900	4	64 F. CARICASULO	26.435
5	64 F. CARICASULO	3.630	5	81 L. STAPLEFORD	18.959	5	64 F. CARICASULO	27.307	5	87 L. ZANETTI	17.943	5	13 A. WEST	26.477
6	25 A. BALDOLINI	3.667	6	2 P. JACOBSEN	19.022	6	21 R. KRUMMENAC	27.348	6	69 O. JEZEK	17.966	6	2 P. JACOBSEN	26.576
7	78 H. OKUBO	3.668	7	69 O. JEZEK	19.041	7	69 O. JEZEK	27.409	7	25 A. BALDOLINI	17.985	7	88 N. TEROL	26.585
8	10 N. CALERO	3.674	8	63 Z. KHAIRUDDIN	19.050	8	81 L. STAPLEFORD	27.418	8	77 K. RYDE	18.021	8	10 N. CALERO	26.611
9	63 Z. KHAIRUDDIN	3.674	9	77 K. RYDE	19.073	9	25 A. BALDOLINI	27.441	9	11 C. GAMARINO	18.027	9	4 G. REA	26.633
10	87 L. ZANETTI	3.685	10	64 F. CARICASULO	19.101	10	19 K. WAHR	27.474	10	41 A. WAGNER	18.049	10	78 H. OKUBO	26.636
11	68 G. SCOTT	3.696	11	13 A. WEST	19.113	11	63 Z. KHAIRUDDIN	27.507	11	19 K. WAHR	18.052	11	81 L. STAPLEFORD	26.659
12	21 R. KRUMMENAC	3.702	12	19 K. WAHR	19.117	12	11 C. GAMARINO	27.508	12	13 A. WEST	18.073	12	25 A. BALDOLINI	26.668
13	111 K. SMITH	3.711	13	78 H. OKUBO	19.117	13	111 K. SMITH	27.521	13	88 N. TEROL	18.074	13	11 C. GAMARINO	26.673
14	81 L. STAPLEFORD	3.715	14	5 M. LEVY	19.118	14	2 P. JACOBSEN	27.529	14	111 K. SMITH	18.105	14	19 K. WAHR	26.679
15	19 K. WAHR	3.725	15	44 R. ROLFO	19.165	15	68 G. SCOTT	27.613	15	5 M. LEVY	18.105	15	44 R. ROLFO	26.700
16	69 O. JEZEK	3.745	16	11 C. GAMARINO	19.175	16	77 K. RYDE	27.618	16	44 R. ROLFO	18.113	16	87 L. ZANETTI	26.716
17	11 C. GAMARINO	3.746	17	87 L. ZANETTI	19.223	17	41 A. WAGNER	27.676	17	68 G. SCOTT	18.113	17	69 O. JEZEK	26.724
18	88 N. TEROL	3.747	18	68 G. SCOTT	19.249	18	78 H. OKUBO	27.695	18	64 F. CARICASULO	18.118	18	68 G. SCOTT	26.736
19	5 M. LEVY	3.748	19	88 N. TEROL	19.274	19	10 N. CALERO	27.704	19	4 G. REA	18.118	19	77 K. RYDE	26.748
20	13 A. WEST	3.759	20	41 A. WAGNER	19.278	20	44 R. ROLFO	27.715	20	10 N. CALERO	18.123	20	63 Z. KHAIRUDDIN	26.785
21	4 G. REA	3.760	21	4 G. REA	19.309	21	4 G. REA	27.727	21	63 Z. KHAIRUDDIN	18.133	21	5 M. LEVY	26.844
22	48 A. PHILLIS	3.780	22	30 K. BURNS	19.311	22	48 A. PHILLIS	27.769	22	2 P. JACOBSEN	18.149	22	48 A. PHILLIS	26.850
23	35 S. HILL	3.793	23	10 N. CALERO	19.312	23	88 N. TEROL	28.034	23	78 H. OKUBO	18.201	23	111 K. SMITH	26.921
24	41 A. WAGNER	3.795	24	111 K. SMITH	19.353	24	30 K. BURNS	28.289	24	30 K. BURNS	18.217	24	41 A. WAGNER	26.926
25	44 R. ROLFO	3.801	25	48 A. PHILLIS	19.562	25	5 M. LEVY	28.293	25	35 S. HILL	18.360	25	30 K. BURNS	26.991
26	30 K. BURNS	3.818	26	35 S. HILL	19.744	26	35 S. HILL	28.401	26	48 A. PHILLIS	18.366	26	83 L. EPIS	27.443
27	83 L. EPIS	3.828	27	83 L. EPIS	19.885	27	83 L. EPIS	28.425	27	83 L. EPIS	18.761	27	35 S. HILL	27.907



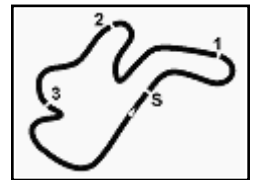
Phillip Island 4.445 m

1 / 1

Australian Round, 26-27-28 February 2016

World Supersport - Ideal Time Free Practice 3rd Session

No.	Rider	Nat	Bike	Seg. 1 Diff. 1	Seg. 2 Diff. 2	Seg. 3 Diff. 3	Seg. 4 Diff. 4	Seg. 5 Diff. 5	Ideal Time Best Lap	Pos.	Diff.
1	1 K. SOFUOGLU	TUR	Kawasaki ZX-6R	3.615 0.137	18.616 0.039	27.016	17.574 0.084	26.318	1'33.139 1'33.399	1	0.260
2	21 R. KRUMMENACHER	SUI	Kawasaki ZX-6R	3.702 0.054	18.820	27.348	17.711 0.138	26.243 0.144	1'33.824 1'34.160	2	0.336
3	16 J. CLUZEL	FRA	MV Agusta F3 675	3.610 0.117	18.940 0.006	27.279 0.196	17.900	26.420	1'34.149 1'34.468	3	0.319
4	64 F. CARICASULO	ITA	Honda CBR600RR	3.630 0.014	19.101 0.054	27.307	18.118 0.105	26.435 0.255	1'34.591 1'35.019	7	0.428
5	81 L. STAPLEFORD	GBR	Honda CBR600RR	3.715 0.098	18.959 0.043	27.418 0.103	17.891	26.659	1'34.642 1'34.886	5	0.244
6	13 A. WEST	AUS	Yamaha YZF R6	3.759	19.113	27.230	18.073	26.477	1'34.652 1'34.652	4	0.000
7	25 A. BALDOLINI	ITA	MV Agusta F3 675	3.667 0.095	18.925 0.047	27.441	17.985	26.668 0.075	1'34.686 1'34.903	6	0.217
8	87 L. ZANETTI	ITA	MV Agusta F3 675	3.685 0.054	19.223 0.090	27.267	17.943 0.068	26.716 0.085	1'34.834 1'35.131	8	0.297
9	69 O. JEZEK	CZE	Kawasaki ZX-6R	3.745 0.089	19.041 0.255	27.409	17.966 0.019	26.724 0.110	1'34.885 1'35.358	14	0.473
10	2 P. JACOBSEN	USA	Honda CBR600RR	3.627 0.026	19.022 0.029	27.529	18.149 0.196	26.576 0.061	1'34.903 1'35.215	11	0.312
11	19 K. WAHR	GER	Honda CBR600RR	3.725 0.065	19.117 0.032	27.474 0.007	18.052	26.679	1'35.047 1'35.151	9	0.104
12	77 K. RYDE	GBR	Yamaha YZF R6	3.625	19.073	27.618	18.021 0.023	26.748 0.104	1'35.085 1'35.212	10	0.127
13	11 C. GAMARINO	ITA	Kawasaki ZX-6R	3.746 0.047	19.175 0.133	27.508 0.005	18.027	26.673	1'35.129 1'35.314	13	0.185
14	63 Z. KHAIRUDDIN	MAS	Kawasaki ZX-6R	3.674 0.054	19.050 0.022	27.507	18.133	26.785	1'35.149 1'35.225	12	0.076
15	78 H. OKUBO	JPN	Honda CBR600RR	3.668 0.092	19.117 0.086	27.695	18.201 0.151	26.636 0.279	1'35.317 1'35.925	21	0.608
16	68 G. SCOTT	AUS	Honda CBR600RR	3.696 0.059	19.249 0.039	27.613	18.113	26.736 0.060	1'35.407 1'35.565	16	0.158
17	10 N. CALERO	ESP	Kawasaki ZX-6R	3.674 0.010	19.312	27.704	18.123 0.087	26.611	1'35.424 1'35.521	15	0.097
18	44 R. ROLFO	ITA	MV Agusta F3 675	3.801 0.023	19.165 0.056	27.715	18.113 0.035	26.700	1'35.494 1'35.608	17	0.114
19	4 G. REA	GBR	MV Agusta F3 675	3.760 0.005	19.309 0.001	27.727 0.028	18.118 0.065	26.633	1'35.547 1'35.646	18	0.099
20	111 K. SMITH	GBR	Honda CBR600RR	3.711 0.043	19.353	27.521	18.105 0.043	26.921	1'35.611 1'35.697	19	0.086
21	88 N. TEROL	ESP	MV Agusta F3 675	3.747 0.018	19.274 0.028	28.034	18.074	26.585	1'35.714 1'35.760	20	0.046
22	41 A. WAGNER	AUS	MV Agusta F3 675	3.795 0.004	19.278 0.131	27.676 0.133	18.049 0.016	26.926 0.060	1'35.724 1'36.068	22	0.344
23	5 M. LEVY	AUS	Yamaha YZF R6	3.748 0.037	19.118	28.293	18.105	26.844 0.167	1'36.108 1'36.312	23	0.204
24	48 A. PHILLIS	AUS	Honda CBR600RR	3.780 0.028	19.562	27.769	18.366	26.850	1'36.327 1'36.355	24	0.028
25	30 K. BURNS	AUS	Suzuki GSX-R600	3.818 0.012	19.311 0.027	28.289	18.217	26.991 0.145	1'36.626 1'36.810	25	0.184
26	35 S. HILL	GBR	Honda CBR600RR	3.793	19.744	28.401	18.360	27.907 0.031	1'38.205 1'38.236	26	0.031
27	83 L. EPIS	AUS	Kawasaki ZX-6R	3.828	19.885	28.425 0.012	18.761	27.443	1'38.342 1'38.354	27	0.012
Overall Ideal Time				3.610	18.616	27.016	17.574	26.243	1'33.059		



Phillip Island 4.445 m

Australian Round, 26-27-28 February 2016

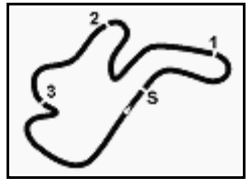
World Supersport - Chronological Analysis Free Practice 3rd Session

2 / 2

Lap	Seg. 1	Seg. 2	Seg. 3	Seg. 4	Seg. 5	Lap Time	km/h	Local Time	Lap	Seg. 1	Seg. 2	Seg. 3	Seg. 4	Seg. 5	Lap Time	km/h	Local Time
15° 10 N. CALERO (1'35.521)									22° 41 A. WAGNER (1'36.068)								
1	7.712	23.459	32.933	19.967	27.752	1'51.823 P	143.6	10:50'43.200	1	9.738	25.277	31.867	24.474	5'05.503	6'36.859 P	260.9	10:51'56.883
16° 68 G. SCOTT (1'35.565)									23° 5 M. LEVY (1'36.312)								
1			30.562	18.731	27.087	1'46.576 P		10:50'14.328	1	3.804	19.530	38.590	18.512	1'30.945	2'51.381 P	258.4	10:52'00.491
17° 44 R. ROLFO (1'35.608)									24° 48 A. PHILLIS (1'36.355)								
1	3.842	19.496	29.598	18.958	27.298	1'49.649 P		10:50'33.099	1			29.436	18.944	27.472	1'46.778 P		10:50'13.713
18° 4 G. REA (1'35.646)									25° 30 K. BURNS (1'36.810)								
1	10.016	24.747	30.398	18.891	27.309	1'51.361 P		10:50'30.019	1			28.539	18.750	27.009	1'44.366 P		10:50'20.458
19° 111 K. SMITH (1'35.697)									26° 35 S. HILL (1'38.236)								
1			29.636	18.964	27.705	1'50.748 P		10:50'44.183	1	8.504	24.891	29.768	19.129	27.907	1'50.199 P	132.2	10:50'45.483
20° 88 N. TEROL (1'35.760)									27° 83 L. EPIS (1'38.354)								
1	8.008	24.578	31.916	19.078	28.966	1'52.546 P		10:50'22.180	1			29.574	19.228	28.008	1'48.159 P		10:50'07.462
21° 78 H. OKUBO (1'35.925)																	
1	3.751	19.533	28.061	18.085	29.684	1'39.047	255.9	10:55'30.582	1	3.876	20.508	28.541	19.078	27.936	1'39.939	253.5	10:51'55.621
2	3.770	19.484	27.724	18.029	26.811	1'35.818	260.2	10:57'06.400	2	3.906	20.415	29.014	18.911	27.840	1'40.086	250.6	10:55'15.646
3	3.781	19.375	27.426	17.966	26.816	1'35.364	259.0	10:58'41.764	3	3.874	20.188	28.593	19.012	27.784	1'39.451	255.9	10:56'55.097
4	3.745	19.041	27.699	18.016	27.102	1'35.603	262.8	11:00'17.367	4	3.874	20.216	28.937	19.021	28.118	1'40.166	254.1	10:58'35.263
5	3.758	19.649	27.601	18.012	26.724	1'35.744	262.1	11:01'53.111	5	3.895	20.362	30.919	19.405	28.100	1'42.681	251.7	11:00'17.944
6	3.769	19.409	27.452	18.178	26.981	1'35.789	261.5	11:03'28.900	6	3.828	19.885	28.437	18.761	27.443	1'38.354	255.9	11:01'56.298
7	3.834	19.296	27.409	17.985	26.834	1'35.358	254.7	11:05'04.258	7	3.842	19.985	28.425	19.083	27.760	1'39.095	255.3	11:03'35.393
8									8	3.889	20.212	29.684	19.866	27.714	1'41.365	252.3	11:05'16.758
9									9								

P = Pits In/Out - C = Lap-Time Cancelled





Phillip Island 4.445 m

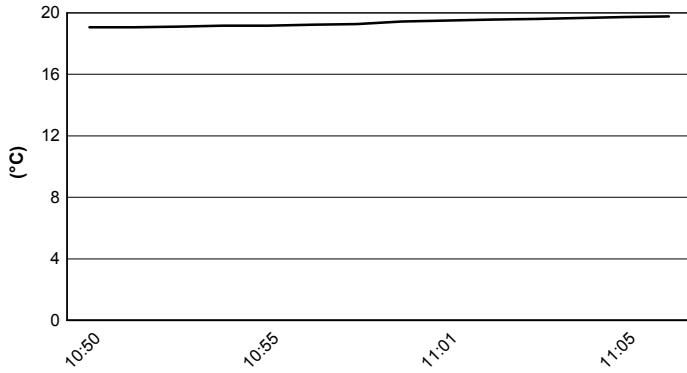
Australian Round, 26-27-28 February 2016

World Supersport - Weather Report Free Practice 3rd Session

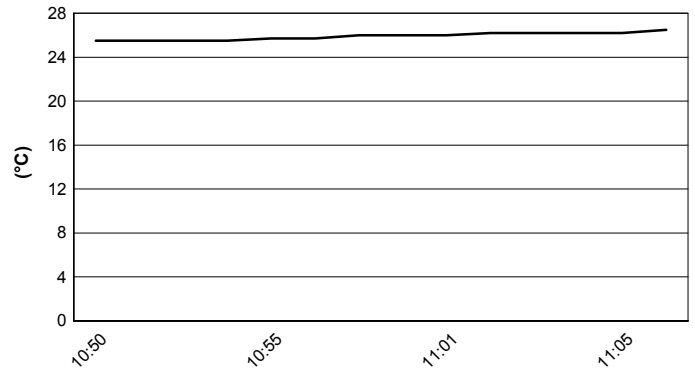
Session started 10:50

Session ended 11:07

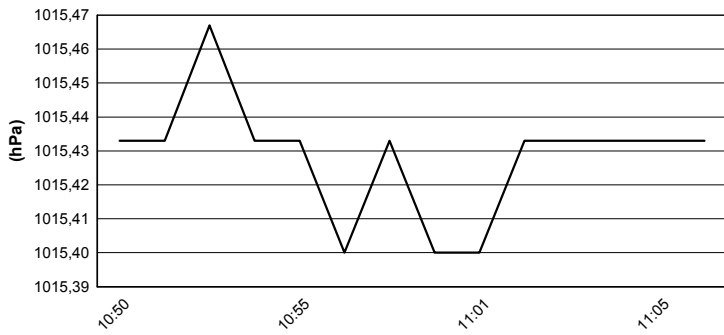
Air Temperature



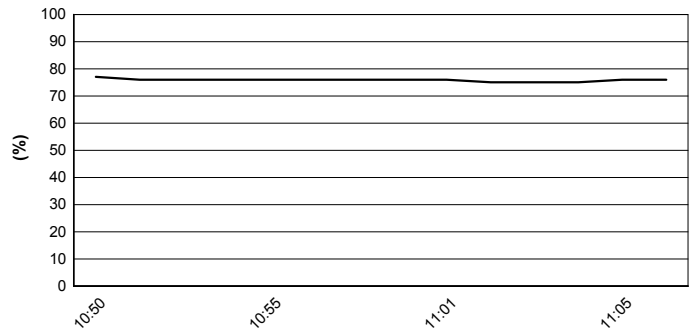
Track Temperature



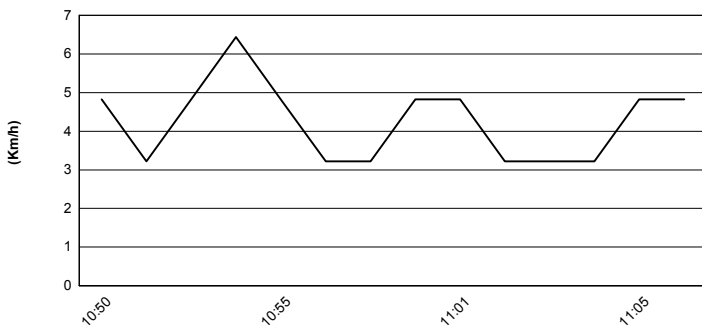
Air Pressure



Humidity



Wind Speed



Wind Direction

