

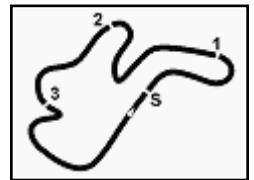
Phillip Island 4.445 m

Australian Round, 26-27-28 February 2016

World Supersport - Free Practices + Superpole Combined Results

No.	Rider	Nat	Team	Bike	FP 1	FP 2	Laps	Superpole	Gap	Time	Avg
1	1 K. SOFUOGLU	TUR	Kawasaki Puccetti Racing	Kawasaki ZX-6R	1'33.664		22	1'33.142		1'33.142	171,802
2	2 P. JACOBSEN	USA	Honda World Supersport Team	Honda CBR600RR	1'34.427	1'34.256	47	1'33.644	0.502	1'33.644	170,881
3	21 R. KRUMMENACHER	SUI	Kawasaki Puccetti Racing	Kawasaki ZX-6R	1'34.018	1'33.878	50	1'33.664	0.522	1'33.664	170,845
4	64 F. CARICASULO	ITA	Bardahl Evan Bros. Honda Racing	Honda CBR600RR	1'35.086	1'35.108	47	1'33.827	0.685	1'33.827	170,548
5	87 L. ZANETTI	ITA	MV Agusta Reparto Corse	MV Agusta F3 675	1'34.032	1'34.236	36	1'33.919	0.777	1'33.919	170,381
6	25 A. BALDOLINI	ITA	Race Department ATK#25	MV Agusta F3 675	1'34.398	1'34.623	39	1'34.004	0.862	1'34.004	170,227
7	11 C. GAMARINO	ITA	Team GoEleven	Kawasaki ZX-6R	1'34.946	1'34.716	43	1'34.253	1.111	1'34.253	169,777
8	16 J. CLUZEL	FRA	MV Agusta Reparto Corse	MV Agusta F3 675	1'33.877	1'34.999	24	1'34.303	1.161	1'34.303	169,687
9	77 K. RYDE	GBR	Ranieri Med - SC Racing	Yamaha YZF R6	1'34.202	1'35.276	41	1'34.326	1.184	1'34.326	169,646
10	111 K. SMITH	GBR	CIA Landlord Insurance Honda	Honda CBR600RR	1'34.540	1'34.785	45	1'35.012	1.870	1'35.012	168,421
11	88 N. TEROL	ESP	Schmidt Racing	MV Agusta F3 675	1'34.600	1'35.136	46	1'35.147	2.005	1'35.147	168,182
12	19 K. WAHR	GER	Gemar Balloons - Team Lorini	Honda CBR600RR	1'34.442	1'34.698	30			1'34.442	169,437
13	13 A. WEST	AUS	Tribeca Racing	Yamaha YZF R6	1'34.901	1'34.672	39	1'34.262		1'34.262	169,761
14	69 O. JEZEK	CZE	Team GoEleven	Kawasaki ZX-6R	1'35.399	1'35.379	41	1'34.295	0.033	1'34.295	169,701
15	81 L. STAPLEFORD	GBR	CIA LandlordInsurance Profile Honda	Honda CBR600RR	1'35.133	1'35.287	47	1'34.322	0.060	1'34.322	169,653
16	41 A. WAGNER	AUS	GRT Racing Team	MV Agusta F3 675	1'36.454	1'35.710	23	1'34.536	0.274	1'34.536	169,269
17	63 Z. KHAIRUDDIN	MAS	Orelac Racing VerdNatura	Kawasaki ZX-6R	1'34.902	1'34.795	47	1'34.615	0.353	1'34.615	169,128
18	4 G. REA	GBR	GRT Racing Team	MV Agusta F3 675	1'36.273	1'34.616	44	1'34.623	0.361	1'34.623	169,113
19	78 H. OKUBO	JPN	CIA Landlord Insurance Honda	Honda CBR600RR	1'35.758	1'35.578	46	1'34.652	0.390	1'34.652	169,061
20	68 G. SCOTT	AUS	Gemar Balloons - Team Lorini	Honda CBR600RR	1'35.595	1'35.510	50	1'35.175	0.913	1'35.175	168,132
21	10 N. CALERO	ESP	Orelac Racing VerdNatura	Kawasaki ZX-6R	1'36.885	1'35.879	47	1'35.249	0.987	1'35.249	168,002
22	44 R. ROLFO	ITA	Team Factory Vamag	MV Agusta F3 675	1'35.476	1'36.130	28	1'35.446	1.184	1'35.446	167,655
23	48 A. PHILLIS	AUS	AARK Racing	Honda CBR600RR	1'36.315	1'36.753	50	1'35.882	1.620	1'35.882	166,893
24	5 M. LEVY	AUS	Landbridge Racing	Yamaha YZF R6	1'35.994	1'35.962	48	1'36.072	1.810	1'36.072	166,563
25	30 K. BURNS	AUS	Burns Racing	Suzuki GSX-R600	1'36.416	1'36.763	32	1'36.115	1.853	1'36.115	166,488
26	35 S. HILL	GBR	CIA Landlord Insurance Honda	Honda CBR600RR	1'37.531	1'37.139	46	1'37.057	2.795	1'37.057	164,872
27	83 L. EPIS	AUS	Response RE Racing	Kawasaki ZX-6R	1'38.967	1'38.865	54	1'38.049	3.787	1'38.049	163,204





Phillip Island 4.445 m

Australian Round, 26-27-28 February 2016
World Supersport - Provisional Starting Grid
18 Laps x 4,445 km = 80,010 km

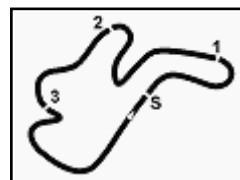


1	1 SOFUOGLU K. Kawasaki 1'33.142 SP2	2	2 JACOBSEN P. Honda 1'33.644 SP2	3	21 KRUMMENACHER R. Kawasaki 1'33.664 SP2
2	64 CARICASULO F. Honda 1'33.827 SP2	5	87 ZANETTI L. MV Agusta 1'33.919 SP2	6	25 BALDOLINI A. MV Agusta 1'34.004 SP2
3	11 GAMARINO C. Kawasaki 1'34.253 SP2	8	16 CLUZEL J. MV Agusta 1'34.303 SP2	9	77 RYDE K. Yamaha 1'34.326 SP2
4	111 SMITH K. Honda 1'35.012 SP2	11	88 TEROL N. MV Agusta 1'35.147 SP2	12	19 WAHR K. Honda
5	13 WEST A. Yamaha 1'34.262 SP1	14	69 JEZEK O. Kawasaki 1'34.295 SP1	15	81 STAPLEFORD L. Honda 1'34.322 SP1
6	41 WAGNER A. MV Agusta 1'34.536 SP1	17	63 KHAIRUDDIN Z. Kawasaki 1'34.615 SP1	18	4 REA G. MV Agusta 1'34.623 SP1
7	78 OKUBO H. Honda 1'34.652 SP1	20	68 SCOTT G. Honda 1'35.175 SP1	21	10 CALERO N. Kawasaki 1'35.249 SP1
8	44 ROLFO R. MV Agusta 1'35.446 SP1	23	48 PHILLIS A. Honda 1'35.882 SP1	24	5 LEVY M. Yamaha 1'36.072 SP1
9	30 BURNS K. Suzuki 1'36.115 SP1	26	35 HILL S. Honda 1'37.057 SP1	27	83 EPIS L. Kawasaki 1'38.049 SP1
10					

Jury President

..... Race Director





Phillip Island 4.445 m

1 / 2

Australian Round, 26-27-28 February 2016

World Supersport - Results Superpole 2

No.	Rider	Nat	Team	Bike	Time	Gap	Rel.	Laps	Speed	
									Avg	Max
1	1 K. SOFUOGLU	TUR	Kawasaki Puccetti Racing	Kawasaki ZX-6R	1'33.142			8	171,802	272,0
2	2 P. JACOBSEN	USA	Honda World Supersport Team	Honda CBR600RR	1'33.644	0.502	0.502	8	170,881	272,0
3	21 R. KRUMMENACHER	SUI	Kawasaki Puccetti Racing	Kawasaki ZX-6R	1'33.664	0.522	0.020	7	170,845	272,0
4	64 F. CARICASULO	ITA	Bardahl Evan Bros. Honda Racing	Honda CBR600RR	1'33.827	0.685	0.163	3	170,548	275,5
5	87 L. ZANETTI	ITA	MV Agusta Reparto Corse	MV Agusta F3 675	1'33.919	0.777	0.092	7	170,381	268,0
6	25 A. BALDOLINI	ITA	Race Department ATK#25	MV Agusta F3 675	1'34.004	0.862	0.085	7	170,227	264,7
7	11 C. GAMARINO	ITA	Team GoEleven	Kawasaki ZX-6R	1'34.253	1.111	0.249	7	169,777	261,5
8	16 J. CLUZEL	FRA	MV Agusta Reparto Corse	MV Agusta F3 675	1'34.303	1.161	0.050	5	169,687	266,0
9	77 K. RYDE	GBR	Ranieri Med - SC Racing	Yamaha YZF R6	1'34.326	1.184	0.023	8	169,646	264,7
10	111 K. SMITH	GBR	CIA Landlord Insurance Honda	Honda CBR600RR	1'35.012	1.870	0.686	7	168,421	261,5
11	88 N. TEROL	ESP	Schmidt Racing	MV Agusta F3 675	1'35.147	2.005	0.135	7	168,182	262,1
12	19 K. WAHR	GER	Gemar Balloons - Team Lorini	Honda CBR600RR				0		

AIR	Humidity:	70%	Temp:	21°C
TRACK	Condition:	Dry	Temp:	31°C

27/02/2016 Start
13:55

End
14:12

The results are provisional until the end of the time limit for protests and appeals and the completion of the technical checks.

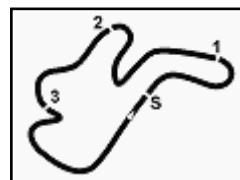
FICR PERUGIA TIMING



Official Tyre Supplier



Official Timekeeper



Australian Round, 26-27-28 February 2016

World Supersport - Results Superpole 2

Session Highlights

13.55.08		Start
14.02.11	Cluzel	Crashed - Turn 11
14.02.27	Cluzel	Re-joined
14.09.06	Caricasulo	On the Gravel - Re-Joined - Turn 4
14.12.05		End Of Session

Fastest Laps Sequence

No.	Rider	Nat	Team	Bike	Local Time	Time	Gap	Avg
1	K. SOFUOGLU	TUR	Kawasaki Puccetti Racing	Kawasaki ZX-6R	13:56'48.872	1'41.841		157,127
1	K. SOFUOGLU	TUR	Kawasaki Puccetti Racing	Kawasaki ZX-6R	13:58'22.685	1'33.813	-8.028	170,573
21	R. KRUMMENACHER	SUI	Kawasaki Puccetti Racing	Kawasaki ZX-6R	14:00'08.060	1'33.664	-0.149	170,845
1	K. SOFUOGLU	TUR	Kawasaki Puccetti Racing	Kawasaki ZX-6R	14:06'20.977	1'33.354	-0.310	171,412
1	K. SOFUOGLU	TUR	Kawasaki Puccetti Racing	Kawasaki ZX-6R	14:07'54.179	1'33.202	-0.152	171,692
1	K. SOFUOGLU	TUR	Kawasaki Puccetti Racing	Kawasaki ZX-6R	14:11'17.364	1'33.142	-0.060	171,802

27/02/2016 Start 13:55 End 14:12

The results are provisional until the end of the time limit for protests and appeals and the completion of the technical checks.

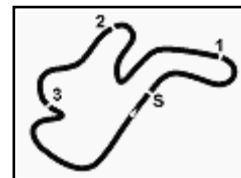
FICR PERUGIA TIMING



Official Tyre Supplier



Official Timekeeper



Phillip Island 4.445 m

Australian Round, 26-27-28 February 2016

World Supersport - Best Sector & Speed Superpole 2

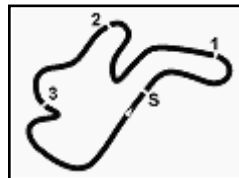
Best Lap

1	1 K. SOFUOGLU	Kawasaki ZX-6R	1'33.142
2	2 P. JACOBSEN	Honda CBR600RR	1'33.644
3	21 R. KRUMMENACHER	Kawasaki ZX-6R	1'33.664
4	64 F. CARICASULO	Honda CBR600RR	1'33.827
5	87 L. ZANETTI	MV Aqusta F3 675	1'33.919
6	25 A. BALDOLINI	MV Aqusta F3 675	1'34.004
7	11 C. GAMARINO	Kawasaki ZX-6R	1'34.253
8	16 J. CLUZEL	MV Aqusta F3 675	1'34.303
9	77 K. RYDE	Yamaha YZF R6	1'34.326
10	111 K. SMITH	Honda CBR600RR	1'35.012
11	88 N. TEROL	MV Aqusta F3 675	1'35.147
12	19 K. WAHR	Honda CBR600RR	

Top Speeds

1	64 F. CARICASULO	Honda CBR600RR	275.5
2	21 R. KRUMMENACHER	Kawasaki ZX-6R	272.0
3	1 K. SOFUOGLU	Kawasaki ZX-6R	272.0
4	2 P. JACOBSEN	Honda CBR600RR	272.0
5	87 L. ZANETTI	MV Aqusta F3 675	268.0
6	16 J. CLUZEL	MV Aqusta F3 675	266.0
7	77 K. RYDE	Yamaha YZF R6	264.7
8	25 A. BALDOLINI	MV Aqusta F3 675	264.7
9	88 N. TEROL	MV Aqusta F3 675	262.1
10	111 K. SMITH	Honda CBR600RR	261.5
11	11 C. GAMARINO	Kawasaki ZX-6R	261.5

Seg. 1		Seg. 2		Seg. 3		Seg. 4		Seg. 5						
1	64 F. CARICASULO	3.587	1	1 K. SOFUOGLU	18.578	1	87 L. ZANETTI	26.951	1	25 A. BALDOLINI	17.592	1	64 F. CARICASULO	26.103
2	2 P. JACOBSEN	3.624	2	21 R. KRUMMENAC	18.738	2	1 K. SOFUOGLU	26.965	2	1 K. SOFUOGLU	17.607	2	2 P. JACOBSEN	26.140
3	21 R. KRUMMENAC	3.628	3	25 A. BALDOLINI	18.743	3	16 J. CLUZEL	27.068	3	21 R. KRUMMENAC	17.690	3	88 N. TEROL	26.244
4	1 K. SOFUOGLU	3.637	4	64 F. CARICASULO	18.832	4	21 R. KRUMMENAC	27.115	4	2 P. JACOBSEN	17.739	4	1 K. SOFUOGLU	26.253
5	87 L. ZANETTI	3.676	5	16 J. CLUZEL	18.842	5	2 P. JACOBSEN	27.173	5	11 C. GAMARINO	17.813	5	25 A. BALDOLINI	26.285
6	16 J. CLUZEL	3.706	6	77 K. RYDE	18.889	6	77 K. RYDE	27.220	6	16 J. CLUZEL	17.836	6	21 R. KRUMMENAC	26.292
7	77 K. RYDE	3.714	7	2 P. JACOBSEN	18.890	7	111 K. SMITH	27.232	7	64 F. CARICASULO	17.845	7	87 L. ZANETTI	26.384
8	25 A. BALDOLINI	3.718	8	11 C. GAMARINO	18.919	8	11 C. GAMARINO	27.257	8	111 K. SMITH	17.859	8	16 J. CLUZEL	26.399
9	88 N. TEROL	3.725	9	87 L. ZANETTI	18.919	9	25 A. BALDOLINI	27.304	9	87 L. ZANETTI	17.862	9	11 C. GAMARINO	26.497
10	11 C. GAMARINO	3.763	10	88 N. TEROL	19.064	10	64 F. CARICASULO	27.311	10	77 K. RYDE	17.868	10	77 K. RYDE	26.609
11	111 K. SMITH	3.766	11	111 K. SMITH	19.187	11	88 N. TEROL	27.851	11	88 N. TEROL	18.036	11	111 K. SMITH	26.736



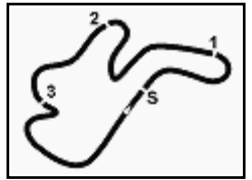
Phillip Island 4.445 m

Australian Round, 26-27-28 February 2016

World Supersport - Ideal Times Superpole 2

No. Rider	Nat	Bike	Seg. 1 Diff. 1	Seg. 2 Diff. 2	Seg. 3 Diff. 3	Seg. 4 Diff. 4	Seg. 5 Diff. 5	Ideal Time Best Lap	Pos.	Diff.
1 1 K. SOFUOGLU	TUR	Kawasaki ZX-6R	3.637	18.578	26.965 0.102	17.607	26.253	1'33.040 1'33.142	2	0.102
2 21 R. KRUMMENACHER	SUI	Kawasaki ZX-6R	3.628 0.105	18.738 0.096	27.115	17.690	26.292	1'33.463 1'33.664	4	0.201
3 2 P. JACOBSEN	USA	Honda CBR600RR	3.624 0.014	18.890	27.173 0.064	17.739	26.140	1'33.566 1'33.644	3	0.078
4 25 A. BALDOLINI	ITA	MV Agusta F3 675	3.718	18.743 0.161	27.304	17.592 0.201	26.285	1'33.642 1'34.004	7	0.362
5 64 F. CARICASULO	ITA	Honda CBR600RR	3.587 0.074	18.832 0.075	27.311	17.845	26.103	1'33.678 1'33.827	5	0.149
6 87 L. ZANETTI	ITA	MV Agusta F3 675	3.676	18.919	26.951 0.019	17.862 0.016	26.384 0.092	1'33.792 1'33.919	6	0.127
7 16 J. CLUZEL	FRA	MV Agusta F3 675	3.706 0.045	18.842 0.118	27.068 0.187	17.836 0.102	26.399	1'33.851 1'34.303	9	0.452
8 11 C. GAMARINO	ITA	Kawasaki ZX-6R	3.763 0.004	18.919	27.257	17.813	26.497	1'34.249 1'34.253	8	0.004
9 77 K. RYDE	GBR	Yamaha YZF R6	3.714 0.025	18.889	27.220	17.868	26.609 0.001	1'34.300 1'34.326	10	0.026
10 111 K. SMITH	GBR	Honda CBR600RR	3.766	19.187 0.064	27.232	17.859	26.736 0.168	1'34.780 1'35.012	11	0.232
11 88 N. TEROL	ESP	MV Agusta F3 675	3.725 0.030	19.064 0.169	27.851	18.036 0.028	26.244	1'34.920 1'35.147	12	0.227
Overall Ideal Time			3.587	18.578	26.951	17.592	26.103	1'32.811		



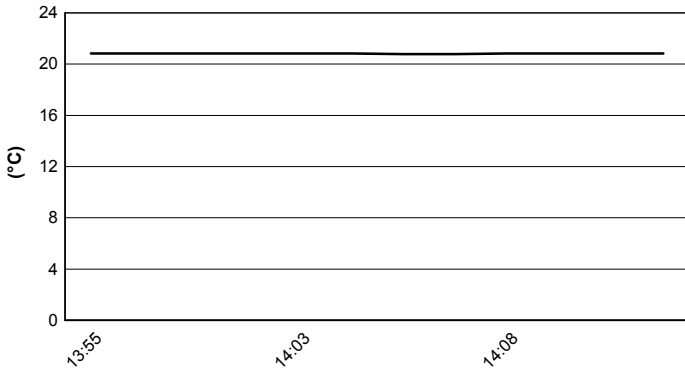


Phillip Island 4.445 m

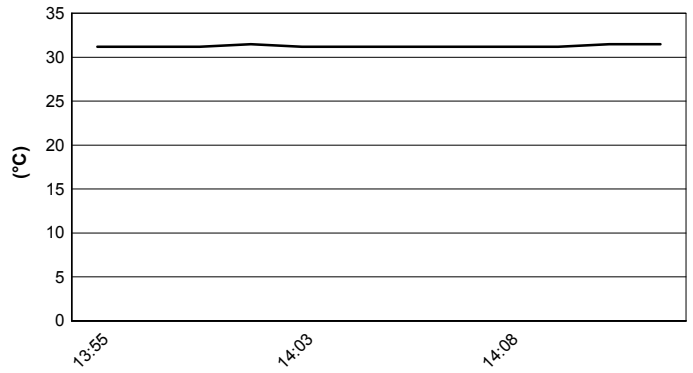
Australian Round, 26-27-28 February 2016
World Supersport - Weather Report Superpole 2

Session started 13:55 Session ended 14:12

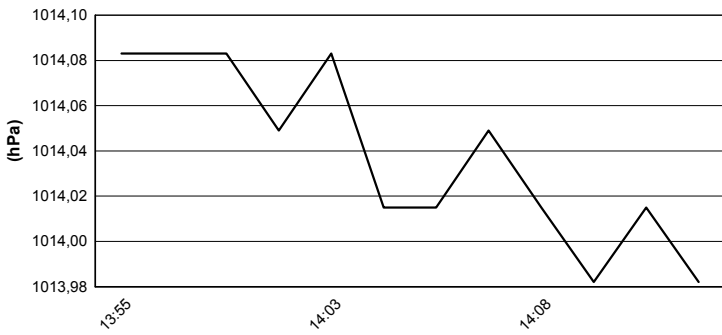
Air Temperature



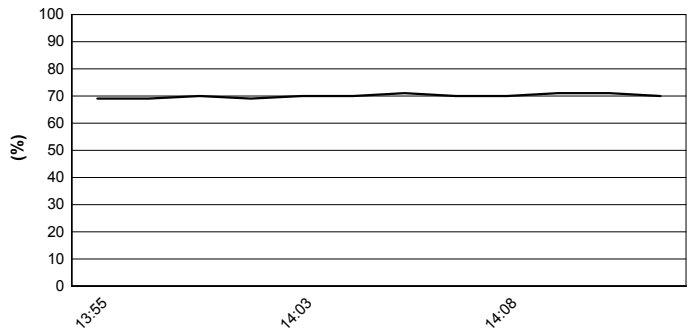
Track Temperature



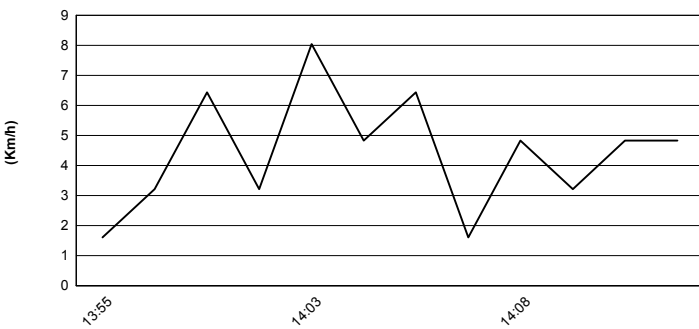
Air Pressure



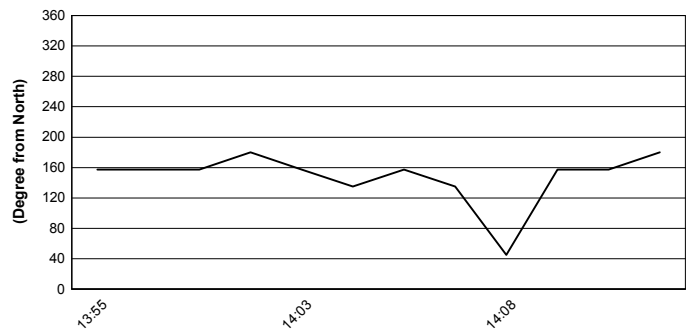
Humidity

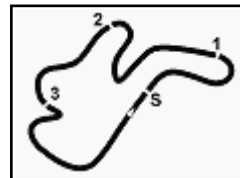


Wind Speed



Wind Direction



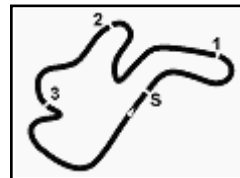


Phillip Island 4.445 m

Australian Round, 26-27-28 February 2016

World Supersport - TISSOT- Superpole Award Superpole 2

Points	Points From First	Points From Previous	February 28	March 13	April 3	April 17	May 1	May 15	May 29	June 19	July 24	September 18	October 2	October 16	October 28				
			PHILLIP ISLAND	BURIRAM	ARAGON	ASSEN	IMOLA	SEPANG	DONINGTON PARK	MISANO	MONZA	LAUSITZRING	MAGNY-COURS	JEREZ	LOSAIL				
1	SOFUOGLU Kenan (TUR)	25	25																
2	JACOBSEN Patrick (USA)	20	5	20															
3	KRUMMENACHER Randy (SUI)	16	9	4	16														
4	CARICASULO Federico (ITA)	13	12	3	13														
5	ZANETTI Lorenzo (ITA)	11	14	2	11														
6	BALDOLINI Alex (ITA)	10	15	1	10														
7	GAMARINO Christian (ITA)	9	16	1	9														
8	CLUZEL Jules (FRA)	8	17	1	8														
9	RYDE Kyle (GBR)	7	18	1	7														
10	SMITH Kyle (GBR)	6	19	1	6														
11	TEROL Nicolas (ESP)	5	20	1	5														
12	WAHR Kevin (GER)	4	21	1	4														
13	WEST Anthony (AUS)	3	22	1	3														
14	JEZEK Ondrej (CZE)	2	23	1	2														
15	STAPLEFORD Luke (GBR)	1	24	1	1														



Phillip Island 4.445 m

Australian Round, 26-27-28 February 2016

World Supersport - Superpole Ranking

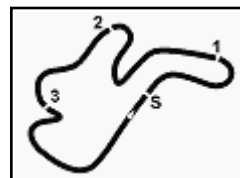
	2013	2014	2015	2016
01 Phillip Island	Lowes (Gbr) Yam 1'32.545 (172,9 Km/h)	Sofuoglu (Tur) Kaw 1'32.769 (172,5 Km/h)	Cluzel (Fra) Mva 1'33.379 (171,4 Km/h)	Sofuoglu (Tur) Kaw 1'33.142 (171,8 Km/h)
02 Buriram			Sofuoglu (Tur) Kaw 1'37.345 (168,4 Km/h)	
03 Aragon	Sofuoglu (Tur) Kaw 2'01.450 (158,4 Km/h)	Coghlan (Gbr) Yam 2'01.662 (158,1 Km/h)	Cluzel (Fra) Mva 1'53.138 (161,5 Km/h)	
04 Assen	Lowes (Gbr) Yam 1'38.375 (166,2 Km/h)	Marino (Fra) Kaw 1'38.106 (166,7 Km/h)	Cluzel (Fra) Mva 1'38.015 (166,8 Km/h)	
05 Imola	Lowes (Gbr) Yam 1'50.404 (161,0 Km/h)	Cluzel (Fra) Mva 1'51.110 (159,9 Km/h)	Cluzel (Fra) Mva 1'50.856 (160,3 Km/h)	
06 Sepang		Cluzel (Fra) Mva 2'08.331 (155,5 Km/h)	Jacobsen (Usa) Hon 2'08.244 (155,6 Km/h)	
07 Donington	Lowes (Gbr) Yam 1'30.276 (160,4 Km/h)	van der Mark (Ned) Hon 1'46.220 (136,3 Km/h)	Sofuoglu (Tur) Kaw 1'29.925 (161,1 Km/h)	
08 Misano Adriatico		Cluzel (Fra) Mva 1'38.616 (154,3 Km/h)	Cluzel (Fra) Mva 1'37.482 (156,1 Km/h)	
09 Monza	Lowes (Gbr) Yam 1'47.899 (192,7 Km/h)			
11 Magny-Cours	Sofuoglu (Tur) Kaw 1'41.475 (156,5 Km/h)	Cluzel (Fra) Mva 1'40.550 (157,9 Km/h)	Jacobsen (Usa) Hon 2'00.197 (132,1 Km/h)	
12 Jerez	Lowes (Gbr) Yam 1'43.118 (154,4 Km/h)	van der Mark (Ned) Hon 1'44.293 (152,7 Km/h)	Sofuoglu (Tur) Kaw 1'43.528 (153,8 Km/h)	
13 Losail		Cluzel (Fra) Mva 2'01.851 (158,9 Km/h)	Sofuoglu (Tur) Kaw 2'00.989 (160,1 Km/h)	

2016

1 K. Sofuoglu

ALL TIMES

24	K. Sofuoglu	3	K. Curtain	1	J. Vd Goorbergh
22	S. Charpentier	3	D. Salom	1	S. Sanna
17	B. Parkes	2	P. Bontempi	1	M. Fabrizio
16	J. Cluzel	2	V. Guareschi	1	C. Jones
15	K. Muggeridge	2	J. Teuchert	1	K. Coghlan
14	F. Foret	2	M. Lagrive	1	C. Davies
14	S. Lowes	2	L. Scassa	1	F. Marino
10	C. Crutchlow	2	J. Lascorz		
6	S. Chambon	2	M. Pirro		
6	E. Laverty	2	M. van der Mark		
5	P. Casoli	2	P. Jacobsen		
5	K. Fujiwara	1	J. Whitham		
5	C. Vermeulen	1	M. Merregalli		
3	R. Xaus	1	P. Riba		
3	I. MacPherson	1	C. Kellner		
3	A. Pitt	1	B. MacLeod		

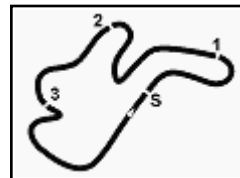


Phillip Island 4.445 m

Australian Round, 26-27-28 February 2016

World Supersport - Best Laps & Speed

No.	Rider		Best Lap		FP1		FP2		FP3		SP1		SP2	
	Nat	Bike	laps	speed	laps	speed	laps	speed	laps	speed	laps	speed	laps	speed
1	1	SOFUOGLU Kenan	39	275	22	275	9	271			8	272		1'33.142
		TUR Kawasaki ZX-6R												
2	2	JACOBSEN Patrick	64	273	23	273	24	270	9	270	8	272		1'33.644
		USA Honda CBR600RR												
3	21	KRUMMENACHER Randy	66	272	24	272	26	269	9	265	7	272		1'33.664
		SUI Kawasaki ZX-6R												
4	64	CARICASULO Federico	68	280	23	280	24	272	10	271	8	273	3	1'33.827
		ITA Honda CBR600RR												
5	16	CLUZEL Jules	37	274	18	274	6	265	8	274			5	1'34.303
		FRA MV Agusta F3 675												
6	87	ZANETTI Lorenzo	51	274	17	274	19	271	8	266			7	1'33.919
		ITA MV Agusta F3 675												
7	25	BALDOLINI Alex	55	274	23	274	16	264	9	269			7	1'34.004
		ITA MV Agusta F3 675												
8	11	GAMARINO Christian	67	270	22	270	21	263	9	262	8	265	7	1'34.253
		ITA Kawasaki ZX-6R												
9	77	RYDE Kyle	53	273	18	273	23	268	4	271			8	1'34.326
		GBR Yamaha YZF R6												
10	13	WEST Anthony	56	264	19	262	20	264	8	262	9	263		1'34.262
		AUS Yamaha YZF R6												
11	69	JEZEK Ondrej	58	265	17	265	24	265	9	263	8	265		1'34.295
		CZE Kawasaki ZX-6R												
12	81	STAPLEFORD Luke	62	269	22	265	25	263	8	265	7	269		1'34.322
		GBR Honda CBR600RR												
13	19	WAHR Kevin	37	272	21	272	9	262	7	264				1'34.442
		GER Honda CBR600RR												
14	41	WAGNER Aiden	38	265	14	262	9	265	6	258	9	265		1'34.536
		AUS MV Agusta F3 675												
15	111	SMITH Kyle	59	268	23	268	22	265	7	266			7	1'35.012
		GBR Honda CBR600RR												
16	88	TEROL Nicolas	59	266	21	266	25	264	6	262			7	1'35.147
		ESP MV Agusta F3 675												
17	63	KHAIRUDDIN Zulfahmi	63	277	23	277	24	271	9	267	7	266		1'34.615
		MAS Kawasaki ZX-6R												
18	4	REA Gino	59	267	20	266	24	263	7	260	8	267		1'34.616
		GBR MV Agusta F3 675												
19	78	OKUBO Hikari	60	270	23	269	23	270	8	269	6	269		1'34.652
		JPN Honda CBR600RR												
20	68	SCOTT Glenn	68	271	24	271	26	269	8	266	10	269		1'35.175
		AUS Honda CBR600RR												
21	10	CALERO Nacho	64	272	24	272	23	267	9	268	8	265		1'35.249
		ESP Kawasaki ZX-6R												



Phillip Island 4.445 m

Australian Round, 26-27-28 February 2016

World Supersport - Best Laps & Speed

No.	Rider		Best Lap		FP1		FP2		FP3		SP1		SP2	
	Nat	Bike	laps	speed	laps	speed	laps	speed	laps	speed	laps	speed	laps	speed
22	44 ROLFO Roberto		1'35.446		1'35.476		1'36.130		1'35.608		1'35.446			
	ITA	MV Agusta F3 675	46	269	24	269	4	267	9	260	9	259		
23	48 PHILLIS Alex		1'35.882		1'36.315		1'36.753		1'36.355		1'35.882			
	AUS	Honda CBR600RR	68	271	25	268	25	264	9	260	9	271		
24	5 LEVY Mitch		1'35.962		1'35.994		1'35.962		1'36.312		1'36.072			
	AUS	Yamaha YZF R6	60	272	20	268	28	265	8	263	4	272		
25	30 BURNS Kane		1'36.115		1'36.416		1'36.763		1'36.810		1'36.115			
	AUS	Suzuki GSX-R600	43	265	16	265	16	261	7	259	4	257		
26	35 HILL Stefan		1'37.057		1'37.531		1'37.139		1'38.236		1'37.057			
	GBR	Honda CBR600RR	57	263	23	263	23	259	2	258	9	261		
27	83 EPIS Lachlan		1'38.049		1'38.967		1'38.865		1'38.354		1'38.049			
	AUS	Kawasaki ZX-6R	71	264	25	264	29	261	9	256	8	259		

