

Aragon Round, 1-2-3 April 2016 World Superbike - Results Race 1

Laps 18 = 91,386 Km - Time Of Race 33'31.464 - Avg. 163,557 km/h

Pos	Race	Grid	No.	Rider	Nat	Team	Bike	LL	Gap	Fastest Lap	Speed	Qualifying		Ranking		
												Time	Speed	R1	R2	Tot
1	4	7	C.	DAVIES	GBR	Aruba.it Racing - Ducati	Ducati 1199 Panigale R	18		1'50.421	312,1	1'49.909	301,7	25	80	3
2	5	1	J.	REA	GBR	Kawasaki Racing Team	Kawasaki ZX-10R	18	4.168	1'51.141	311,2	1'50.003	305,9	20	115	1
3	1	66	T.	SYKES	GBR	Kawasaki Racing Team	Kawasaki ZX-10R	18	4.948	1'51.361	303,4	1'49.374	302,5	16	82	2
4	9	12	X.	FORÉS	ESP	Barni Racing Team	Ducati 1199 Panigale R	18	12.723	1'51.308	304,2	1'50.538	301,7	13	15	16
5	6	34	D.	GIUGLIANO	ITA	Aruba.it Racing - Ducati	Ducati 1199 Panigale R	18	13.151	1'51.205	306,8	1'50.316	303,4	11	46	6
6	10	69	N.	HAYDEN	USA	Honda World Superbike Team	Honda CBR1000RR SP	18	21.117	1'51.453	313,0	1'50.551	305,9	10	41	8
7	8	81	J.	TORRES	ESP	Althea BMW Racing Team	BMW S1000 RR	18	22.112	1'51.748	313,0	1'50.390	304,2	9	42	7
8	3	22	A.	LOWES	GBR	Pata Yamaha Official WorldSBK Team	Yamaha YZF R1	18	25.575	1'51.502	306,8	1'49.708	304,2	8	20	12
9	2	50	S.	GUINTOLI	FRA	Pata Yamaha Official WorldSBK Team	Yamaha YZF R1	18	28.941	1'51.336	306,8	1'49.583	307,7	7	47	5
10	12	32	L.	SAVADORI	ITA	IodaRacing Team	Aprilia RSV4 RF	18	34.956	1'52.871	308,6	1'50.958	306,8	6	23	10
11	16	15	A.	DE ANGELIS	RSM	IodaRacing Team	Aprilia RSV4 RF	18	35.075	1'52.628	311,2	1'52.173	314,0	5	17	15
12	14	40	R.	RAMOS	ESP	Team GoEleven	Kawasaki ZX-10R	18	37.310	1'52.285	299,2	1'51.560	297,5	4	21	11
13	18	25	J.	BROOKES	AUS	Milwaukee BMW	BMW S1000 RR	18	37.442	1'53.031	303,4	1'52.443	297,5	3	17	14
14	13	21	M.	REITERBERGER	GER	Althea BMW Racing Team	BMW S1000 RR	18	37.731	1'52.523	311,2	1'50.938	307,7	2	30	9
15	15	17	K.	ABRAHAM	CZE	Milwaukee BMW	BMW S1000 RR	18	52.270	1'53.179	305,9	1'52.052	305,9	1	10	17
16	19	20	S.	BARRIER	FRA	Pedercini Racing	Kawasaki ZX-10R	18	56.295	1'53.804	302,5	1'53.169	302,5		2	20
17	20	94	M.	LUSSIANA	FRA	Team ASPi	BMW S1000 RR	18	1'07.602	1'53.678	297,5	1'54.042	291,9			
18	21	9	D.	SCHMITTER	SUI	Grillini Racing Team	Kawasaki ZX-10R	18	1'35.691	1'55.561	292,7	1'54.569	294,3			
19	23	56	P.	SEBESTYÉN	HUN	Team Tóth	Yamaha YZF R1	18	1'35.746	1'55.216	292,7	1'55.444	289,5			
20	25	10	I.	TÓTH	HUN	Team Tóth	Yamaha YZF R1	17	1 Lap	1'58.905	289,5	1'57.217	291,9			
-----Not Classified-----																
RET	22	11	S.	AL SULAITI	QAT	Pedercini Racing	Kawasaki ZX-10R	16	2 Laps	1'55.249	292,7	1'54.719	291,1			
RET	17	151	M.	BAIOCCO	ITA	VFT Racing	Ducati 1199 Panigale R	13	5 Laps	1'53.423	298,3	1'52.246	295,9		6	18
RET	24	16	J.	HOOK	AUS	Grillini Racing Team	Kawasaki ZX-10R	13	5 Laps	1'56.611	290,3	1'56.023	292,7			
RET	7	2	L.	CAMIER	GBR	MV Agusta Reparto Corse	MV Agusta 1000 F4	9	9 Laps	1'51.684	297,5	1'50.360	294,3		19	13
RET	11	60	M.	VAN DER MARK	NED	Honda World Superbike Team	Honda CBR1000RR SP	3	15 Laps	1'51.387	307,7	1'50.744	305,9		65	4

AIR	Humidity:	41%	Temp:	15°C
TRACK	Condition:	Dry	Temp:	30°C

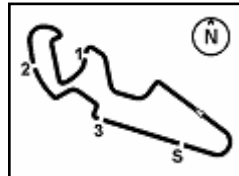
Fastest Lap	3 ^o Chaz Davies	1'50.421	165,523	Km/h
Lap Record:	2015 T.Sykes	1'50.890	164,820	Km/h
Best Lap	2016 T.Sykes	1'49.374	167,110	Km/h

LAP LEADERS					
No.	Rider	From	To	Laps	Total
66	T. SYKES	1	3	3	3
7	C. DAVIES	4	18	15	15

TOTAL LEADER LAPS		
No.	Rider	Laps
66	T. SYKES	50
1	J. REA	29
7	C. DAVIES	16
60	M. VAN DER MARK	7

02/04/2016 Start 13:01 End 13:36

The results are provisional until the end of the time limit for protests and appeals and the completion of the technical checks.



Aragon Round, 1-2-3 April 2016 World Superbike - Results Race 1

102/03

2 / 2

RACE HIGHLIGHTS

12.57.52		Warm-up Lap Start
13.01.03		Start
13.05.37		No Jump Start
13.06.58	60 van der Mark	Crashed - Rider OK - Turn 5
13.07.48	60 van der Mark	Out
13.17.58	2 Camier	Technical Problem - Turn 1
13.18.55	2 Camier	Out
13.25.47	151 Baiocco	Entered Pits
13.26.12	151 Baiocco	Out
13.26.26	16 Hook	Entered Pits
13.27.26	16 Hook	Out
13.32.04	11 Al Sulaiti	Entered Pits
13.32.41	11 Al Sulaiti	Out
13.35.30	50 Guintoli	Technical Problem - Pit Lane Exit
13.36.29		End Of Session

02/04/2016 Start 13:01 End 13:36

The results are provisional until the end of the time limit for protests and appeals and the completion of the technical checks.

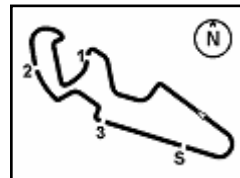
FICR PEROGIA TUNING



Official Tyre Supplier



Official Timekeeper

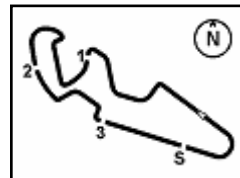


MotorLand Aragon 5.077 m

Aragon Round, 1-2-3 April 2016 World Superbike - Lap Chart Race 1

Pos	Lap																	
	1	2	3	4	5	6	7	8	9	10	11	12	13	14	15	16	17	18
1	66	66	66	7	7	7	7	7	7	7	7	7	7	7	7	7	7	7
2	50	50	50	66	66	66	66	66	66	1	1	1	1	1	1	1	1	1
3	34	7	7	50	50	1	1	1	1	66	66	66	66	66	66	66	66	66
4	1	1	1	1	1	50	50	50	34	34	34	34	34	12	12	12	12	12
5	7	34	34	34	34	34	34	34	50	69	69	69	12	34	34	34	34	34
6	60	60	60	69	69	69	69	69	69	12	12	12	69	69	69	69	69	69
7	69	69	69	12	12	12	12	12	12	50	50	50	81	81	81	81	81	81
8	2	12	12	2	2	2	2	2	2	81	81	81	50	22	22	22	22	22
9	12	2	2	22	22	81	81	81	81	22	22	22	22	50	50	50	50	50
10	32	32	22	81	81	22	22	22	22	21	21	21	21	21	21	21	15	32
11	40	22	32	40	40	40	40	40	40	40	40	40	40	40	40	15	32	15
12	22	40	81	32	32	32	21	21	21	32	32	32	32	32	15	32	21	40
13	21	81	40	21	21	21	32	32	32	15	15	15	15	15	32	40	40	25
14	81	21	21	15	15	15	15	15	15	25	25	25	25	25	25	25	25	21
15	15	15	15	25	25	25	25	25	25	17	17	17	17	17	17	17	17	17
16	25	25	25	17	17	17	17	17	17	151	151	151	20	20	20	20	20	20
17	17	17	17	94	20	20	20	151	151	20	20	20	94	94	94	94	94	94
18	151	151	94	20	94	151	151	20	20	94	94	94	151	56	9	9	9	9
19	94	94	151	151	151	94	94	94	94	9	9	9	9	9	56	56	56	56
20	20	20	20	11	11	9	9	9	56	56	56	56	56	11	11	11	10	
21	9	11	9	9	9	11	11	56	9	11	11	11	11	10	10	10		
22	11	9	11	56	56	56	56	11	11	16	16	16	16					
23	56	56	56	16	16	16	16	16	16	10	10	10	10					
24	16	16	16	10	10	10	10	10	10									
25	10	10	10															

Final Result		
1	7 C. DAVIES	Laps 18
2	1 J. REA	4.168
3	66 T. SYKES	4.948
4	12 X. FORÉS	12.723
5	34 D. GIUGLIANO	13.151
6	69 N. HAYDEN	21.117
7	81 J. TORRES	22.112
8	22 A. LOWES	25.575
9	50 S. GUINTOLI	28.941
10	32 L. SAVADORI	34.956
11	15 A. DE ANGELIS	35.075
12	40 R. RAMOS	37.310
13	25 J. BROOKES	37.442
14	21 M. REITERBERGER	37.731
15	17 K. ABRAHAM	52.270
16	20 S. BARRIER	56.295
17	94 M. LUSSIANA	1'07.602
18	9 D. SCHMITTER	1'35.691
19	56 P. SEBESTYÉN	1'35.746
20	10 I. TÓTH	1 Lap
RET	11 S. AL SULAITI	2 Laps
RET	151 M. BAIOTTO	5 Laps
RET	16 J. HOOK	5 Laps
RET	2 L. CAMIER	9 Laps
RET	60 M. VAN DER MARK	15 Laps



MotorLand Aragon 5.077 m

Aragon Round, 1-2-3 April 2016 World Superbike - Lap Chart Race 1

102/03

2 / 3

Lap 1

1	66 T.Sykes (GBR)	
2	50 S.Guintoli (FRA)	0.231
3	34 D.Giugliano (ITA)	1.357
4	1 J.Rea (GBR)	1.423
5	7 C.Davies (GBR)	1.475
6	60 M.van der Mark (NED)	1.670
7	69 N.Hayden (USA)	2.108
8	2 L.Camier (GBR)	2.818
9	12 X.Forés (ESP)	2.931
10	32 L.Savadori (ITA)	3.272
11	40 R.Ramos (ESP)	4.310
12	22 A.Lowes (GBR)	4.500
13	21 M.Reiterberger (GER)	4.662
14	81 J.Torres (ESP)	5.130
15	15 A.De Angelis (RSM)	5.290
16	25 J.Brookes (AUS)	5.599
17	17 K.Abraham (CZE)	5.905
18	151 M.Baiocco (ITA)	6.546
19	94 M.Lussiana (FRA)	6.703
20	20 S.Barrier (FRA)	7.051
21	9 D.Schmitter (SUI)	7.846
22	11 S.Al Sulaiti (QAT)	8.125
23	56 P.Sebestyén (HUN)	8.712
24	16 J.Hook (AUS)	9.667
25	10 I.Tóth (HUN)	11.072

Lap 4

1	7 C.Davies (GBR)	
2	66 T.Sykes (GBR)	0.192
3	50 S.Guintoli (FRA)	0.598
4	1 J.Rea (GBR)	1.538
5	34 D.Giugliano (ITA)	1.934
6	69 N.Hayden (USA)	2.750
7	12 X.Forés (ESP)	3.078
8	2 L.Camier (GBR)	4.089
9	22 A.Lowes (GBR)	5.850
10	81 J.Torres (ESP)	6.862
11	40 R.Ramos (ESP)	8.069
12	32 L.Savadori (ITA)	8.462
13	21 M.Reiterberger (GER)	9.236
14	15 A.De Angelis (RSM)	10.078
15	25 J.Brookes (AUS)	10.957
16	17 K.Abraham (CZE)	11.766
17	94 M.Lussiana (FRA)	14.395
18	20 S.Barrier (FRA)	14.453
19	151 M.Baiocco (ITA)	14.669
20	11 S.Al Sulaiti (QAT)	21.821
21	9 D.Schmitter (SUI)	22.047
22	56 P.Sebestyén (HUN)	22.280
23	16 J.Hook (AUS)	27.675
24	10 I.Tóth (HUN)	34.461

Lap 7

1	7 C.Davies (GBR)	
2	66 T.Sykes (GBR)	1.613
3	1 J.Rea (GBR)	2.579
4	50 S.Guintoli (FRA)	3.942
5	34 D.Giugliano (ITA)	4.155
6	69 N.Hayden (USA)	4.365
7	12 X.Forés (ESP)	4.816
8	2 L.Camier (GBR)	6.979
9	81 J.Torres (ESP)	8.758
10	22 A.Lowes (GBR)	9.433
11	40 R.Ramos (ESP)	13.075
12	21 M.Reiterberger (GER)	14.350
13	32 L.Savadori (ITA)	14.770
14	15 A.De Angelis (RSM)	15.107
15	25 J.Brookes (AUS)	17.313
16	17 K.Abraham (CZE)	18.682
17	20 S.Barrier (FRA)	25.113
18	151 M.Baiocco (ITA)	25.241
19	94 M.Lussiana (FRA)	26.158
20	9 D.Schmitter (SUI)	38.797
21	11 S.Al Sulaiti (QAT)	38.901
22	56 P.Sebestyén (HUN)	39.132
23	16 J.Hook (AUS)	44.165
24	10 I.Tóth (HUN)	59.410

1	7 C.Davies (GBR)	
2	1 J.Rea (GBR)	3.348
3	66 T.Sykes (GBR)	3.489
4	34 D.Giugliano (ITA)	8.125
5	69 N.Hayden (USA)	8.602
6	12 X.Forés (ESP)	8.780
7	50 S.Guintoli (FRA)	9.813
8	81 J.Torres (ESP)	11.471
9	22 A.Lowes (GBR)	13.194
10	21 M.Reiterberger (GER)	19.175
11	40 R.Ramos (ESP)	19.230
12	32 L.Savadori (ITA)	20.047
13	15 A.De Angelis (RSM)	20.465
14	25 J.Brookes (AUS)	23.650
15	17 K.Abraham (CZE)	29.091
16	151 M.Baiocco (ITA)	33.157
17	20 S.Barrier (FRA)	35.359
18	94 M.Lussiana (FRA)	35.650
19	9 D.Schmitter (SUI)	56.374
20	56 P.Sebestyén (HUN)	56.690
21	11 S.Al Sulaiti (QAT)	56.974
22	16 J.Hook (AUS)	1'02.281
23	10 I.Tóth (HUN)	1'23.576

Lap 2

1	66 T.Sykes (GBR)	
2	50 S.Guintoli (FRA)	0.206
3	7 C.Davies (GBR)	1.479
4	1 J.Rea (GBR)	1.898
5	34 D.Giugliano (ITA)	1.997
6	60 M.van der Mark (NED)	2.193
7	69 N.Hayden (USA)	2.519
8	12 X.Forés (ESP)	2.878
9	2 L.Camier (GBR)	3.381
10	32 L.Savadori (ITA)	4.782
11	22 A.Lowes (GBR)	5.315
12	40 R.Ramos (ESP)	5.753
13	81 J.Torres (ESP)	6.008
14	21 M.Reiterberger (GER)	6.437
15	15 A.De Angelis (RSM)	6.561
16	25 J.Brookes (AUS)	7.324
17	17 K.Abraham (CZE)	7.859
18	151 M.Baiocco (ITA)	8.737
19	94 M.Lussiana (FRA)	9.020
20	20 S.Barrier (FRA)	9.518
21	11 S.Al Sulaiti (QAT)	12.013
22	9 D.Schmitter (SUI)	12.046
23	56 P.Sebestyén (HUN)	12.567
24	16 J.Hook (AUS)	15.833
25	10 I.Tóth (HUN)	18.896

Lap 5

1	7 C.Davies (GBR)	
2	66 T.Sykes (GBR)	0.742
3	50 S.Guintoli (FRA)	1.539
4	1 J.Rea (GBR)	1.960
5	34 D.Giugliano (ITA)	2.314
6	69 N.Hayden (USA)	3.071
7	12 X.Forés (ESP)	3.538
8	2 L.Camier (GBR)	5.088
9	22 A.Lowes (GBR)	6.916
10	81 J.Torres (ESP)	7.478
11	40 R.Ramos (ESP)	9.737
12	32 L.Savadori (ITA)	10.387
13	21 M.Reiterberger (GER)	10.973
14	15 A.De Angelis (RSM)	11.853
15	25 J.Brookes (AUS)	13.199
16	17 K.Abraham (CZE)	14.211
17	20 S.Barrier (FRA)	17.937
18	94 M.Lussiana (FRA)	19.443
19	151 M.Baiocco (ITA)	19.579
20	11 S.Al Sulaiti (QAT)	26.645
21	9 D.Schmitter (SUI)	26.816
22	56 P.Sebestyén (HUN)	27.203
23	16 J.Hook (AUS)	33.285
24	10 I.Tóth (HUN)	42.571

Lap 8

1	7 C.Davies (GBR)	
2	66 T.Sykes (GBR)	1.916
3	1 J.Rea (GBR)	2.786
4	50 S.Guintoli (FRA)	5.217
5	34 D.Giugliano (ITA)	5.281
6	69 N.Hayden (USA)	5.646
7	12 X.Forés (ESP)	5.984
8	2 L.Camier (GBR)	7.901
9	81 J.Torres (ESP)	9.489
10	22 A.Lowes (GBR)	10.383
11	40 R.Ramos (ESP)	15.229
12	21 M.Reiterberger (GER)	15.922
13	32 L.Savadori (ITA)	16.696
14	15 A.De Angelis (RSM)	16.847
15	25 J.Brookes (AUS)	19.108
16	17 K.Abraham (CZE)	21.377
17	151 M.Baiocco (ITA)	28.739
18	20 S.Barrier (FRA)	28.963
19	94 M.Lussiana (FRA)	29.099
20	9 D.Schmitter (SUI)	44.749
21	56 P.Sebestyén (HUN)	44.841
22	11 S.Al Sulaiti (QAT)	44.972
23	16 J.Hook (AUS)	49.721
24	10 I.Tóth (HUN)	1'07.140

Lap 11

1	7 C.Davies (GBR)	
2	1 J.Rea (GBR)	3.894
3	66 T.Sykes (GBR)	4.062
4	34 D.Giugliano (ITA)	9.337
5	69 N.Hayden (USA)	9.921
6	12 X.Forés (ESP)	10.031
7	50 S.Guintoli (FRA)	11.813
8	81 J.Torres (ESP)	12.339
9	22 A.Lowes (GBR)	14.475
10	21 M.Reiterberger (GER)	21.683
11	40 R.Ramos (ESP)	21.752
12	32 L.Savadori (ITA)	22.186
13	15 A.De Angelis (RSM)	22.367
14	25 J.Brookes (AUS)	26.202
15	17 K.Abraham (CZE)	32.024
16	151 M.Baiocco (ITA)	35.326
17	20 S.Barrier (FRA)	38.238
18	94 M.Lussiana (FRA)	38.517
19	9 D.Schmitter (SUI)	1'01.775
20	56 P.Sebestyén (HUN)	1'02.046
21	11 S.Al Sulaiti (QAT)	1'02.459
22	16 J.Hook (AUS)	1'09.110
23	10 I.Tóth (HUN)	1'31.461

Lap 3

1	66 T.Sykes (GBR)	
2	50 S.Guintoli (FRA)	0.197
3	7 C.Davies (GBR)	0.530
4	1 J.Rea (GBR)	1.669
5	34 D.Giugliano (ITA)	1.832
6	60 M.van der Mark (NED)	2.210
7	69 N.Hayden (USA)	2.629
8	12 X.Forés (ESP)	2.993
9	2 L.Camier (GBR)	3.695
10	22 A.Lowes (GBR)	5.771
11	32 L.Savadori (ITA)	6.320
12	81 J.Torres (ESP)	6.474
13	40 R.Ramos (ESP)	6.668
14	21 M.Reiterberger (GER)	8.136
15	15 A.De Angelis (RSM)	8.873
16	25 J.Brookes (AUS)	9.194
17	17 K.Abraham (CZE)	9.668
18	94 M.Lussiana (FRA)	11.576
19	151 M.Baiocco (ITA)	11.800
20	20 S.Barrier (FRA)	11.952
21	9 D.Schmitter (SUI)	17.116
22	11 S.Al Sulaiti (QAT)	17.227
23	56 P.Sebestyén (HUN)	17.658
24	16 J.Hook (AUS)	21.797
25	10 I.Tóth (HUN)	26.979

Lap 6

1	7 C.Davies (GBR)	
2	66 T.Sykes (GBR)	1.136
3	1 J.Rea (GBR)	2.470
4	50 S.Guintoli (FRA)	2.659
5	34 D.Giugliano (ITA)	2.988
6	69 N.Hayden (USA)	3.396
7	12 X.Forés (ESP)	3.988
8	2 L.Camier (GBR)	6.075
9	81 J.Torres (ESP)	7.943
10	22 A.Lowes (GBR)	8.378
11	40 R.Ramos (ESP)	11.152
12	32 L.Savadori (ITA)	12.375
13	21 M.Reiterberger (GER)	12.535
14	15 A.De Angelis (RSM)	13.347
15	25 J.Brookes (AUS)	15.168
16	17 K.Abraham (CZE)	16.427
17	20 S.Barrier (FRA)	21.044
18	151 M.Baiocco (ITA)	22.437
19	94 M.Lussiana (FRA)	23.069
20	9 D.Schmitter (SUI)	32.629
21	11 S.Al Sulaiti (QAT)	32.780
22	56 P.Sebestyén (HUN)	32.984
23	16 J.Hook (AUS)	38.671
24	10 I.Tóth (HUN)	51.079

Lap 9

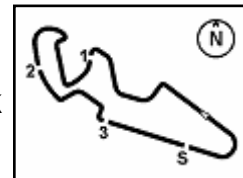
1	7 C.Davies (GBR)	
2	66 T.Sykes (GBR)	2.481
3	1 J.Rea (GBR)	2.881
4	34 D.Giugliano (ITA)	6.656
5	50 S.Guintoli (FRA)	7.226
6	69 N.Hayden (USA)	7.318
7	12 X.Forés (ESP)	7.463
8	2 L.Camier (GBR)	9.026
9	81 J.Torres (ESP)	10.186
10	22 A.Lowes (GBR)	11.675
11	40 R.Ramos (ESP)	16.901
12	21 M.Reiterberger (GER)	17.591
13	32 L.Savadori (ITA)	18.467
14	15 A.De Angelis (RSM)	18.565
15	25 J.Brookes (AUS)	21.371
16	17 K.Abraham (CZE)	25.022
17	151 M.Baiocco (ITA)	30.713
18	20 S.Barrier (FRA)	32.347
19	94 M.Lussiana (FRA)	32.598
20	56 P.Sebestyén (HUN)	50.780
21	9 D.Schmitter (SUI)	50.904
22	11 S.Al Sulaiti (QAT)	50.975
23	16 J.Hook (AUS)	55.809
24	10 I.Tóth (HUN)	1'15.382

Lap 12

1	7 C.Davies (GBR)	
2	1 J.Rea (GBR)	4.466
3	66 T.Sykes (GBR)	4.701
4	34 D.Giugliano (ITA)	10.260
5	69 N.Hayden (USA)	10.829
6	12 X.Forés (ESP)	11.005
7	50 S.Guintoli (FRA)	14.324
8	81 J.Torres (ESP)	14.409
9	22 A.Lowes (GBR)	15.860
10	21 M.Reiterberger (GER)	23.687
11	40 R.Ramos (ESP)	23.932
12	32 L.Savadori (ITA)	24.216
13	15 A.De Angelis (RSM)	24.458
14	25 J.Brookes (AUS)	28.600
15	17 K.Abraham (CZE)	34.384
16	151 M.Baiocco (ITA)	37.199
17	20 S.Barrier (FRA)	40.651
18	94 M.Lussiana (FRA)	41.471
19	9 D.Schmitter (SUI)	1'07.710
20	56 P.Sebestyén (HUN)	1'07.929
21	11 S.Al Sulaiti (QAT)	1'08.035
22	16 J.Hook (AUS)	1'17.234
23	10 I.Tóth (HUN)	1'39.262

Lap 13

1	7 C.Davies (GBR)	
2	1 J.Rea (GBR)	4.950
3	66 T.Sykes (GBR)	5.568
4	34 D.Giugliano (ITA)	12.199
5	12 X.Forés (ESP)	12.347



Aragon Round, 1-2-3 April 2016 World Superbike - Lap Chart Race 1

102/03

3 / 3

6	69 N.Hayden (USA)	12.720	15	17 K.Abraham (CZE)	46.188
7	81 J.Torres (ESP)	16.414	16	20 S.Barrier (FRA)	50.959
8	50 S.Guintoli (FRA)	17.208	17	94 M.Lussiana (FRA)	59.484
9	22 A.Lowes (GBR)	17.315	18	9 D.Schmitter (SUI)	1'27.165
10	21 M.Reiterberger (GER)	25.253	19	56 P.Sebestyén (HUN)	1'27.844
11	40 R.Ramos (ESP)	25.935	20	11 S.Al Sulaiti (QAT)	1'38.928
12	32 L.Savadori (ITA)	26.229	21	10 I.Tóth (HUN)	
13	15 A.De Angelis (RSM)	26.658			
14	25 J.Brookes (AUS)	30.895			
15	17 K.Abraham (CZE)	36.955			
16	20 S.Barrier (FRA)	43.571			
17	94 M.Lussiana (FRA)	45.125			
18	151 M.Baiocco (ITA)	57.359			
19	9 D.Schmitter (SUI)	1'13.128			
20	56 P.Sebestyén (HUN)	1'13.351			
21	11 S.Al Sulaiti (QAT)	1'14.342			
22	16 J.Hook (AUS)	1'36.763			
23	10 I.Tóth (HUN)	1'47.608			

Lap 14

1	7 C.Davies (GBR)	
2	1 J.Rea (GBR)	5.605
3	66 T.Sykes (GBR)	6.039
4	12 X.Forés (ESP)	13.647
5	34 D.Giugliano (ITA)	13.766
6	69 N.Hayden (USA)	14.402
7	81 J.Torres (ESP)	17.893
8	22 A.Lowes (GBR)	18.859
9	50 S.Guintoli (FRA)	19.886
10	21 M.Reiterberger (GER)	27.857
11	40 R.Ramos (ESP)	28.025
12	32 L.Savadori (ITA)	28.292
13	15 A.De Angelis (RSM)	28.646
14	25 J.Brookes (AUS)	32.510
15	17 K.Abraham (CZE)	39.461
16	20 S.Barrier (FRA)	46.370
17	94 M.Lussiana (FRA)	51.313
18	56 P.Sebestyén (HUN)	1'18.770
19	9 D.Schmitter (SUI)	1'18.881
20	11 S.Al Sulaiti (QAT)	1'20.470
21	10 I.Tóth (HUN)	

Lap 15

1	7 C.Davies (GBR)	
2	1 J.Rea (GBR)	5.286
3	66 T.Sykes (GBR)	5.711
4	12 X.Forés (ESP)	13.609
5	34 D.Giugliano (ITA)	13.827
6	69 N.Hayden (USA)	15.399
7	81 J.Torres (ESP)	18.877
8	22 A.Lowes (GBR)	19.675
9	50 S.Guintoli (FRA)	21.562
10	21 M.Reiterberger (GER)	29.837
11	40 R.Ramos (ESP)	30.019
12	15 A.De Angelis (RSM)	30.284
13	32 L.Savadori (ITA)	30.727
14	25 J.Brookes (AUS)	33.471
15	17 K.Abraham (CZE)	42.905
16	20 S.Barrier (FRA)	48.408
17	94 M.Lussiana (FRA)	55.178
18	9 D.Schmitter (SUI)	1'22.954
19	56 P.Sebestyén (HUN)	1'23.945
20	11 S.Al Sulaiti (QAT)	1'26.613
21	10 I.Tóth (HUN)	

Lap 16

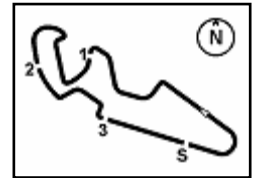
1	7 C.Davies (GBR)	
2	1 J.Rea (GBR)	5.307
3	66 T.Sykes (GBR)	5.728
4	12 X.Forés (ESP)	13.627
5	34 D.Giugliano (ITA)	14.013
6	69 N.Hayden (USA)	17.134
7	81 J.Torres (ESP)	20.337
8	22 A.Lowes (GBR)	21.045
9	50 S.Guintoli (FRA)	23.476
10	21 M.Reiterberger (GER)	32.132
11	15 A.De Angelis (RSM)	32.363
12	32 L.Savadori (ITA)	32.526
13	40 R.Ramos (ESP)	32.751
14	25 J.Brookes (AUS)	34.379

Lap 17

1	7 C.Davies (GBR)	
2	1 J.Rea (GBR)	4.856
3	66 T.Sykes (GBR)	5.440
4	12 X.Forés (ESP)	13.482
5	34 D.Giugliano (ITA)	13.780
6	69 N.Hayden (USA)	19.411
7	81 J.Torres (ESP)	21.480
8	22 A.Lowes (GBR)	22.340
9	50 S.Guintoli (FRA)	26.036
10	15 A.De Angelis (RSM)	33.921
11	32 L.Savadori (ITA)	34.267
12	21 M.Reiterberger (GER)	35.008
13	40 R.Ramos (ESP)	35.134
14	25 J.Brookes (AUS)	35.222
15	17 K.Abraham (CZE)	49.169
16	20 S.Barrier (FRA)	54.214
17	94 M.Lussiana (FRA)	1'03.823
18	9 D.Schmitter (SUI)	1'31.498
19	56 P.Sebestyén (HUN)	1'31.794
20	10 I.Tóth (HUN)	

Lap 18

1	7 C.Davies (GBR)	
2	1 J.Rea (GBR)	4.168
3	66 T.Sykes (GBR)	4.948
4	12 X.Forés (ESP)	12.723
5	34 D.Giugliano (ITA)	13.151
6	69 N.Hayden (USA)	21.117
7	81 J.Torres (ESP)	22.112
8	22 A.Lowes (GBR)	25.575
9	50 S.Guintoli (FRA)	28.941
10	32 L.Savadori (ITA)	34.956
11	15 A.De Angelis (RSM)	35.075
12	40 R.Ramos (ESP)	37.310
13	25 J.Brookes (AUS)	37.442
14	21 M.Reiterberger (GER)	37.731
15	17 K.Abraham (CZE)	52.270
16	20 S.Barrier (FRA)	56.295
17	94 M.Lussiana (FRA)	1'07.602
18	9 D.Schmitter (SUI)	1'35.691
19	56 P.Sebestyén (HUN)	1'35.746



MotorLand Aragon 5.077 m

Aragon Round, 1-2-3 April 2016
World Superbike - Best Sector & Speed Race 1
Results

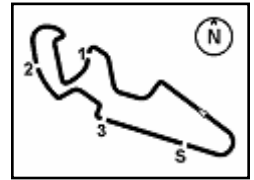
Pos	Rider	Team	Laps
1	7 C. DAVIES	Ducati 1199 Panigale R	18
2	1 J. REA	Kawasaki ZX-10R	4.168
3	66 T. SYKES	Kawasaki ZX-10R	4.948
4	12 X. FORÉS	Ducati 1199 Panigale R	12.723
5	34 D. GIUGLIANO	Ducati 1199 Panigale R	13.151
6	69 N. HAYDEN	Honda CBR1000RR SP	21.117
7	81 J. TORRES	BMW S1000 RR	22.112
8	22 A. LOWES	Yamaha YZF R1	25.575
9	50 S. GUINTOLI	Yamaha YZF R1	28.941
10	32 L. SAVADORI	Aprilia RSV4 RF	34.956
11	15 A. DE ANGELIS	Aprilia RSV4 RF	35.075
12	40 R. RAMOS	Kawasaki ZX-10R	37.310
13	25 J. BROOKES	BMW S1000 RR	37.442
14	21 M. REITERBERGER	BMW S1000 RR	37.731
15	17 K. ABRAHAM	BMW S1000 RR	52.270
16	20 S. BARRIER	Kawasaki ZX-10R	56.295
17	94 M. LUSSIANA	BMW S1000 RR	107.602
18	9 D. SCHMITTER	Kawasaki ZX-10R	135.691
19	56 P. SEBESTYÉN	Yamaha YZF R1	135.746
20	10 I. TÓTH	Yamaha YZF R1	1 Lap
RET	11 S. AL SULAITI	Kawasaki ZX-10R	2 Laps
RET	151 M. BAIOTTO	Ducati 1199 Panigale R	5 Laps
RET	16 J. HOOK	Kawasaki ZX-10R	5 Laps
RET	2 L. CAMIER	MV Agusta 1000 F4	9 Laps
RET	60 M. VAN DER MARK	Honda CBR1000RR SP	15 Laps

Top Speeds

Pos	Rider	Team	Speed
1	69 N. HAYDEN	Honda CBR1000RR SP	313.0
2	81 J. TORRES	BMW S1000 RR	313.0
3	7 C. DAVIES	Ducati 1199 Panigale R	312.1
4	15 A. DE ANGELIS	Aprilia RSV4 RF	311.2
5	21 M. REITERBERGER	BMW S1000 RR	311.2
6	1 J. REA	Kawasaki ZX-10R	311.2
7	32 L. SAVADORI	Aprilia RSV4 RF	308.6
8	60 M. VAN DER MARK	Honda CBR1000RR SP	307.7
9	34 D. GIUGLIANO	Ducati 1199 Panigale R	306.8
10	22 A. LOWES	Yamaha YZF R1	306.8
11	50 S. GUINTOLI	Yamaha YZF R1	306.8
12	17 K. ABRAHAM	BMW S1000 RR	305.9
13	12 X. FORÉS	Ducati 1199 Panigale R	304.2
14	66 T. SYKES	Kawasaki ZX-10R	303.4
15	25 J. BROOKES	BMW S1000 RR	303.4
16	20 S. BARRIER	Kawasaki ZX-10R	302.5
17	40 R. RAMOS	Kawasaki ZX-10R	299.2
18	151 M. BAIOTTO	Ducati 1199 Panigale R	298.3
19	2 L. CAMIER	MV Agusta 1000 F4	297.5
20	94 M. LUSSIANA	BMW S1000 RR	297.5
21	11 S. AL SULAITI	Kawasaki ZX-10R	292.7
22	9 D. SCHMITTER	Kawasaki ZX-10R	292.7
23	56 P. SEBESTYÉN	Yamaha YZF R1	292.7
24	16 J. HOOK	Kawasaki ZX-10R	290.3
25	10 I. TÓTH	Yamaha YZF R1	289.5

Seg. 1		Seg. 2		Seg. 3		Seg. 4		Seg. 5			
1	7 C. DAVIES	31.725	1	7 C. DAVIES	31.072	1	7 C. DAVIES	10.833	1	7 C. DAVIES	15.255
2	50 S. GUINTOLI	31.750	2	1 J. REA	31.183	2	15 A. DE ANGELIS	10.856	2	69 N. HAYDEN	15.393
3	2 L. CAMIER	31.759	3	66 T. SYKES	31.280	3	60 M. VAN DER MAR	10.873	3	34 D. GIUGLIANO	15.394
4	1 J. REA	31.786	4	34 D. GIUGLIANO	31.293	4	1 J. REA	10.889	4	60 M. VAN DER MAR	15.402
5	81 J. TORRES	31.821	5	60 M. VAN DER MAR	31.348	5	50 S. GUINTOLI	10.907	5	12 X. FORÉS	15.406
6	66 T. SYKES	31.822	6	12 X. FORÉS	31.356	6	34 D. GIUGLIANO	10.908	6	22 A. LOWES	15.418
7	22 A. LOWES	31.847	7	69 N. HAYDEN	31.373	7	69 N. HAYDEN	10.918	7	32 L. SAVADORI	15.451
8	69 N. HAYDEN	31.862	8	50 S. GUINTOLI	31.377	8	12 X. FORÉS	10.920	8	2 L. CAMIER	15.457
9	12 X. FORÉS	31.886	9	22 A. LOWES	31.453	9	2 L. CAMIER	10.929	9	81 J. TORRES	15.467
10	40 R. RAMOS	31.912	10	81 J. TORRES	31.519	10	22 A. LOWES	10.935	10	1 J. REA	15.475
11	34 D. GIUGLIANO	31.922	11	2 L. CAMIER	31.533	11	25 J. BROOKES	10.935	11	66 T. SYKES	15.476
12	60 M. VAN DER MAR	31.933	12	40 R. RAMOS	31.697	12	40 R. RAMOS	10.966	12	50 S. GUINTOLI	15.489
13	32 L. SAVADORI	32.064	13	15 A. DE ANGELIS	31.729	13	81 J. TORRES	10.979	13	15 A. DE ANGELIS	15.570
14	21 M. REITERBERG	32.131	14	32 L. SAVADORI	31.755	14	32 L. SAVADORI	10.999	14	25 J. BROOKES	15.647
15	15 A. DE ANGELIS	32.171	15	21 M. REITERBERG	31.791	15	21 M. REITERBERG	11.061	15	40 R. RAMOS	15.661
16	25 J. BROOKES	32.276	16	151 M. BAIOTTO	31.857	16	17 K. ABRAHAM	11.111	16	17 K. ABRAHAM	15.673
17	151 M. BAIOTTO	32.389	17	17 K. ABRAHAM	31.881	17	94 M. LUSSIANA	11.111	17	21 M. REITERBERG	15.675
18	17 K. ABRAHAM	32.407	18	25 J. BROOKES	31.908	18	151 M. BAIOTTO	11.160	18	20 S. BARRIER	15.700
19	20 S. BARRIER	32.452	19	94 M. LUSSIANA	32.027	19	20 S. BARRIER	11.179	19	94 M. LUSSIANA	15.751
20	94 M. LUSSIANA	32.520	20	20 S. BARRIER	32.034	20	15 A. DE ANGELIS	11.247	20	151 M. BAIOTTO	15.779
21	9 D. SCHMITTER	32.877	21	11 S. AL SULAITI	32.302	21	11 S. AL SULAITI	11.275	21	9 D. SCHMITTER	16.017
22	11 S. AL SULAITI	32.901	22	56 P. SEBESTYÉN	32.517	22	9 D. SCHMITTER	11.321	22	56 P. SEBESTYÉN	16.057
23	56 P. SEBESTYÉN	33.070	23	9 D. SCHMITTER	32.670	23	56 P. SEBESTYÉN	11.397	23	11 S. AL SULAITI	16.134
24	16 J. HOOK	33.333	24	16 J. HOOK	32.755	24	16 J. HOOK	11.397	24	16 J. HOOK	16.339
25	10 I. TÓTH	33.981	25	10 I. TÓTH	33.681	25	10 I. TÓTH	11.558	25	10 I. TÓTH	16.403





MotorLand Aragon 5.077 m

Aragon Round, 1-2-3 April 2016

World Superbike - Chronological Analysis Race 1

Start at 13:00'37.560

7 C. DAVIES (1'50.421)								
Lap	Seg. 1	Seg. 2	Seg. 3	Seg. 4	Seg. 5	Lap Time	km/h	Local Time
1	34.808	31.396	21.840	10.833	15.628	1'54.505	312.1	13:02'32.065
2	32.281	31.336	21.458	11.035	15.255	1'51.365	301.7	13:04'23.430
3	31.754	31.072	21.229	11.023	15.343	1'50.421	303.4	13:06'13.851
4	31.725	31.249	21.447	10.992	15.480	1'50.893	305.1	13:08'04.744
5	31.942	31.315	21.381	11.003	15.491	1'51.132	298.3	13:09'55.876
6	31.921	31.405	21.383	11.092	15.533	1'51.334	297.5	13:11'47.210
7	31.907	31.362	21.385	11.047	15.416	1'51.117	300.0	13:13'38.327
8	31.945	31.403	21.398	11.012	15.478	1'51.236	300.8	13:15'29.563
9	32.051	31.443	21.435	11.013	15.507	1'51.449	300.0	13:17'21.012
10	32.921	31.430	21.451	11.002	15.520	1'51.324	301.7	13:19'12.336
11	31.975	31.578	21.340	11.037	15.548	1'51.478	300.0	13:21'03.814
12	32.038	31.513	21.471	11.101	15.477	1'51.600	300.8	13:22'55.414
13	32.021	31.581	21.490	10.992	15.463	1'51.547	301.7	13:24'46.961
14	32.034	31.556	21.456	11.032	15.512	1'51.590	300.8	13:26'38.551
15	32.117	31.772	21.802	11.086	15.745	1'52.522	299.2	13:28'31.073
16	32.194	31.806	21.625	11.085	15.614	1'52.324	300.0	13:30'23.397
17	32.412	31.822	21.564	11.037	15.629	1'52.464	301.7	13:32'15.861
18	32.334	32.006	21.845	11.214	15.764	1'53.163	297.5	13:34'09.024

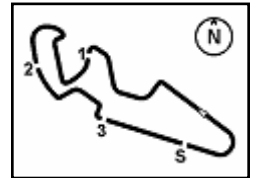
34 D. GIUGLIANO (1'51.205)								
Lap	Seg. 1	Seg. 2	Seg. 3	Seg. 4	Seg. 5	Lap Time	km/h	Local Time
1	34.695	31.431	21.745	10.919	15.597	1'54.387	306.8	13:02'31.947
2	32.496	31.359	21.768	10.909	15.469	1'52.001	306.8	13:04'23.948
3	31.922	31.293	21.451	11.082	15.457	1'51.205	303.4	13:06'15.153
4	32.010	31.518	21.518	11.085	15.394	1'51.525	300.8	13:08'06.678
5	32.063	31.334	21.521	11.139	15.455	1'51.512	300.8	13:09'58.190
6	32.072	31.642	21.610	11.085	15.599	1'52.008	301.7	13:11'50.198
7	32.313	31.618	21.724	11.018	15.611	1'52.284	302.5	13:13'42.484
8	32.260	31.748	21.817	10.873	15.664	1'52.362	305.9	13:15'34.844
9	32.365	31.866	21.891	11.123	15.579	1'52.824	296.7	13:17'27.668
10	32.363	31.839	21.875	11.104	15.612	1'52.793	296.7	13:19'20.461
11	32.308	31.893	21.732	11.139	15.618	1'52.690	296.7	13:21'13.151
12	32.287	31.828	21.718	11.064	15.626	1'52.523	297.5	13:23'05.674
13	32.505	32.322	22.007	11.052	15.600	1'53.486	299.2	13:24'59.160
14	32.401	31.838	22.131	10.936	15.851	1'53.157	300.0	13:26'52.317
15	32.500	31.748	21.709	11.017	15.609	1'52.583	302.5	13:28'44.900
16	32.404	31.803	21.742	11.085	15.476	1'52.510	300.0	13:30'37.410
17	32.214	31.697	21.784	10.991	15.545	1'52.231	300.8	13:32'29.641
18	32.198	31.755	21.737	11.087	15.757	1'52.534	298.3	13:34'22.175

1 J. REA (1'51.141)								
Lap	Seg. 1	Seg. 2	Seg. 3	Seg. 4	Seg. 5	Lap Time	km/h	Local Time
1	34.510	31.525	21.649	11.066	15.703	1'54.453	302.5	13:02'32.013
2	32.155	31.391	21.858	10.957	15.475	1'51.836	307.7	13:04'23.849
3	31.786	31.183	21.569	11.024	15.579	1'51.141	304.2	13:06'14.990
4	31.829	31.403	21.418	11.006	15.636	1'51.292	304.2	13:08'06.282
5	31.932	31.347	21.577	11.007	15.691	1'51.554	305.1	13:09'57.836
6	31.979	31.506	21.544	11.073	15.742	1'51.844	301.7	13:11'49.680
7	31.887	31.341	21.367	11.037	15.594	1'51.226	304.2	13:13'40.906
8	31.941	31.456	21.452	11.021	15.573	1'51.443	304.2	13:15'32.349
9	31.904	31.611	21.488	10.990	15.551	1'51.544	305.1	13:17'23.893
10	31.942	31.510	21.785	10.889	15.665	1'51.791	311.2	13:19'15.684
11	32.059	31.563	21.625	11.034	15.743	1'52.024	300.0	13:21'07.708
12	32.094	31.770	21.552	11.048	15.708	1'52.172	300.8	13:22'59.880
13	32.094	31.697	21.514	11.035	15.691	1'52.031	302.5	13:24'51.911
14	32.049	31.737	21.642	11.050	15.767	1'52.245	300.8	13:26'44.156
15	31.978	31.494	21.569	11.433	15.729	1'52.203	297.5	13:28'36.359
16	32.185	31.621	21.780	11.056	15.703	1'52.345	300.8	13:30'28.704
17	32.040	31.664	21.666	11.002	15.641	1'52.013	301.7	13:32'20.717
18	32.261	31.698	21.691	11.040	15.785	1'52.475	299.2	13:34'13.192

69 N. HAYDEN (1'51.453)								
Lap	Seg. 1	Seg. 2	Seg. 3	Seg. 4	Seg. 5	Lap Time	km/h	Local Time
1	35.151	32.103	21.527	10.964	15.393	1'55.138	303.4	13:02'32.698
2	32.154	31.619	21.638	10.947	15.414	1'51.772	305.9	13:04'24.470
3	32.035	31.373	21.615	11.043	15.414	1'51.480	302.5	13:06'15.950
4	31.862	31.634	21.452	11.098	15.498	1'51.544	301.7	13:08'07.494
5	31.863	31.445	21.480	11.100	15.565	1'51.453	305.9	13:09'58.947
6	31.904	31.628	21.614	11.052	15.461	1'51.659	305.1	13:11'50.606
7	32.108	31.806	21.656	10.987	15.529	1'52.086	306.8	13:13'42.692
8	32.337	31.833	21.764	10.971	15.612	1'52.517	306.8	13:15'35.209
9	32.436	32.053	22.012	10.918	15.702	1'53.121	309.5	13:17'28.330
10	32.314	31.767	21.855	11.078	15.594	1'52.608	300.8	13:19'20.938
11	32.300	31.932	21.795	11.055	15.715	1'52.797	301.7	13:21'13.735
12	32.213	31.822	21.723	11.118	15.632	1'52.508	301.7	13:23'06.243
13	32.360	32.190	22.254	10.927	15.707	1'53.438	313.0	13:24'59.681
14	32.443	32.036	21.948	10.952	15.893	1'53.272	305.9	13:26'52.953
15	32.531	32.077	22.051	11.031	15.829	1'53.519	301.7	13:28'46.472
16	32.825	32.242	22.014	11.117	15.861	1'54.059	300.8	13:30'40.531
17	32.888	32.386	22.292	11.131	16.044	1'54.741	299.2	13:32'35.272
18	32.994	32.441	22.410	11.102	15.922	1'54.869	298.3	13:34'30.141

66 T. SYKES (1'51.361)								
Lap	Seg. 1	Seg. 2	Seg. 3	Seg. 4	Seg. 5	Lap Time	km/h	Local Time
1	33.855	31.287	21.334	11.078	15.476	1'53.030	298.3	13:02'30.590
2	31.822	31.375	21.483	11.148	15.533	1'51.361	298.3	13:04'21.951
3	31.924	31.280	21.425	11.138	15.603	1'51.370	298.3	13:06'13.321
4	31.940	31.381	21.471	11.131	15.692	1'51.615	297.5	13:08'04.936
5	32.080	31.407	21.498	11.082	15.615	1'51.682	300.8	13:09'56.618
6	31.997	31.441	21.555	11.151	15.584	1'51.728	299.2	13:11'48.346
7	32.030	31.432	21.471	11.134	15.527	1'51.594	300.0	13:13'39.940
8	31.897	31.431	21.515	11.112	15.584	1'51.539	300.8	13:15'31.479
9	32.157	31.507	21.585	11.138	15.627	1'52.014	299.2	13:17'23.493
10	32.135	31.534	21.749	11.064	15.850	1'52.332	300.8	13:19'15.825
11	32.169	31.598	21.690	10.999	15.595	1'52.051	302.5	13:21'07.876
12	32.186	31.702	21.715	11.033	15.603	1'52.239	302.5	13:23'00.115
13	32.156	31.800	21.786	11.023	15.649	1'52.414	302.5	13:24'52.529
14	32.144	31.550	21.651	11.089	15.627	1'52.061	300.8	13:26'44.590
15	32.094	31.601	21.722	11.115	15.662	1'52.194	300.8	13:28'36.784
16	32.227	31.607	21.819	11.032	15.656	1'52.341	301.7	13:30'29.125
17	32.066	31.688	21.706	11.007	15.709	1'52.176	303.4	13:32'21.301
18	32.227	31.700	21.855	11.108	15.781	1'52.671	299.2	13:34'13.972

81 J. TORRES (1'51.748)								
Lap	Seg. 1	Seg. 2	Seg. 3	Seg. 4	Seg. 5	Lap Time	km/h	Local Time
1	36.637	32.578	22.233	11.212	15.500	1'58.160	305.9	13:02'35.720
2	32.034	31.878	21.886	10.969	15.472	1'52.239	310.3	13:04'27.959
3	31.884	31.694	21.819	10.939	15.500	1'51.836	313.0	13:06'19.795
4	31.821	31.570	21.750	11.104	15.566	1'51.811	303.4	13:08'11.606
5	31.989	31.519	21.657	11.097	15.486	1'51.748	302.5	13:10'03.354
6	31.856	31.665	21.812	10.935	15.531	1'51.799	305.9	13:11'55.153
7	32.074	31.599	21.672	11.112	15.475	1'51.932	302.5	13:13'47.085
8	32.081	31.618	21.696	11.105	15.467	1'51.967	305.1	13:15'39.052
9	31.990	31.726	21.784	11.139	15.507	1'52.146	305.1	13:17'31.198
10	32.207	31.921	21.860	11.098	15.523	1'52.609	303.4	13:19'23.807
11	32.056	31.836						



MotorLand Aragon 5.077 m

Aragon Round, 1-2-3 April 2016

World Superbike - Chronological Analysis Race 1

Start at 13:00'37.560

2 / 3

50 S. GUINTOLI (1'51.336)								
Lap	Seg. 1	Seg. 2	Seg. 3	Seg. 4	Seg. 5	Lap Time	km/h	Local Time
1	34.077	31.377	21.393	10.925	15.489	1'53.261	303.4	13:02'30.821
2	31.750	31.533	21.534	10.935	15.584	1'51.336	305.1	13:04'22.157
3	31.879	31.463	21.487	10.907	15.625	1'51.361	305.1	13:06'13.518
4	31.939	31.692	21.631	10.945	15.617	1'51.824	304.2	13:08'05.342
5	32.064	31.621	21.738	11.003	15.647	1'52.073	304.2	13:09'57.415
6	32.119	31.730	21.894	11.002	15.709	1'52.454	305.9	13:11'49.869
7	32.228	31.743	21.783	10.973	15.673	1'52.400	305.1	13:13'42.269
8	32.092	31.917	21.839	10.952	15.711	1'52.511	305.1	13:15'34.780
9	32.652	32.132	21.966	10.924	15.784	1'53.458	306.8	13:17'28.238
10	32.635	32.377	22.107	10.967	15.825	1'53.911	306.8	13:19'22.149
11	32.417	32.296	22.011	10.956	15.798	1'53.478	302.5	13:21'15.627
12	32.711	32.421	22.090	11.047	15.842	1'54.111	299.2	13:23'09.738
13	32.570	32.339	22.556	10.968	15.998	1'54.431	305.1	13:25'04.169
14	32.993	32.439	22.111	10.935	15.790	1'54.268	305.9	13:26'58.437
15	32.712	32.347	22.286	11.019	15.834	1'54.198	301.7	13:28'52.635
16	32.636	32.346	22.320	10.970	15.876	1'54.238	305.1	13:30'46.873
17	32.848	32.649	22.502	11.020	16.005	1'55.024	303.4	13:32'41.897
18	32.843	32.613	22.394	11.721	16.497	1'56.068	270.0	13:34'37.965

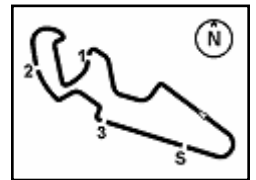
25 J. BROOKES (1'53.031)								
Lap	Seg. 1	Seg. 2	Seg. 3	Seg. 4	Seg. 5	Lap Time	km/h	Local Time
1	36.725	32.722	22.312	11.015	15.855	1'58.629	303.4	13:02'36.189
2	32.579	31.942	21.733	11.185	15.647	1'53.086	299.2	13:04'29.275
3	32.467	31.908	22.055	11.115	15.695	1'53.240	302.5	13:06'22.515
4	32.443	32.003	21.897	11.154	15.689	1'53.186	298.3	13:08'15.701
5	32.550	31.979	21.811	11.244	15.790	1'53.374	296.7	13:10'09.075
6	32.369	32.073	21.651	11.425	15.785	1'53.303	294.3	13:12'02.378
7	32.417	32.017	21.870	11.291	15.667	1'53.262	295.9	13:13'55.640
8	32.276	31.910	21.932	11.238	15.675	1'53.031	295.9	13:15'48.671
9	32.629	32.292	21.717	11.319	15.755	1'53.712	295.9	13:17'42.383
10	32.578	32.089	21.912	11.202	15.822	1'53.603	294.3	13:19'35.986
11	32.636	32.403	21.953	11.248	15.790	1'54.300	294.3	13:21'30.016
12	32.569	32.337	22.144	11.199	15.749	1'53.998	293.5	13:23'24.104
13	32.524	32.143	22.088	11.281	15.806	1'53.842	296.7	13:25'17.856
14	32.378	31.989	21.797	11.235	15.806	1'53.205	295.1	13:27'11.661
15	32.372	32.166	22.037	11.165	15.743	1'53.483	295.1	13:29'04.544
16	32.527	32.073	21.738	11.186	15.708	1'53.232	297.5	13:30'57.776
17	32.425	32.067	21.930	10.966	15.919	1'53.307	300.0	13:32'51.083
18	33.031	32.529	22.424	11.299	16.100	1'55.383	298.3	13:34'46.466

32 L. SAVADORI (1'52.871)								
Lap	Seg. 1	Seg. 2	Seg. 3	Seg. 4	Seg. 5	Lap Time	km/h	Local Time
1	35.990	31.926	21.909	10.936	15.541	1'56.302	308.6	13:02'33.862
2	32.064	32.444	21.769	11.143	15.451	1'52.871	304.2	13:04'26.733
3	32.237	32.250	21.676	11.078	15.667	1'52.908	306.8	13:06'19.641
4	32.627	32.280	21.748	11.091	15.819	1'53.565	305.1	13:08'13.206
5	32.483	31.823	21.804	11.130	15.817	1'53.057	304.2	13:10'06.263
6	32.530	31.941	21.894	11.150	15.807	1'53.322	300.8	13:11'59.585
7	32.386	32.427	21.910	11.091	15.698	1'53.512	305.1	13:13'53.097
8	32.353	31.977	21.914	11.120	15.798	1'53.162	303.4	13:15'46.259
9	32.422	32.024	21.862	11.136	15.776	1'53.220	302.5	13:17'39.479
10	32.465	31.755	21.799	11.072	15.813	1'52.904	301.7	13:19'32.383
11	32.648	32.101	22.022	10.995	15.851	1'53.617	305.1	13:21'26.000
12	32.513	32.258	21.910	11.081	15.868	1'53.630	304.2	13:23'19.630
13	32.684	32.097	21.895	11.041	15.843	1'53.560	305.1	13:25'13.190
14	32.562	32.102	22.013	11.013	15.963	1'53.653	305.1	13:27'06.443
15	32.851	32.504	22.644	10.991	15.967	1'54.957	305.1	13:29'01.800
16	32.768	32.323	22.212	10.935	15.885	1'54.123	307.7	13:30'55.923
17	32.791	32.480	22.179	10.966	15.789	1'54.205	305.9	13:32'50.128
18	32.609	32.097	22.051	11.020	16.075	1'53.852	304.2	13:34'43.980

21 M. REITERBERGER (1'52.523)								
Lap	Seg. 1	Seg. 2	Seg. 3	Seg. 4	Seg. 5	Lap Time	km/h	Local Time
1	36.168	32.260	22.222	11.054	15.988	1'57.692	308.6	13:02'35.252
2	32.321	31.912	21.747	11.046	16.110	1'53.136	308.6	13:04'28.388
3	32.256	31.840	22.150	11.121	15.702	1'53.069	305.1	13:06'21.457
4	32.238	31.808	21.746	11.056	15.675	1'52.523	305.1	13:08'13.980
5	32.275	31.911	21.730	11.159	15.794	1'52.869	305.9	13:10'06.849
6	32.131	31.920	21.982	11.091	15.772	1'52.896	311.2	13:11'59.745
7	32.389	31.924	21.681	11.217	15.721	1'52.932	304.2	13:13'52.677
8	32.161	31.905	21.869	11.113	15.760	1'52.808	305.9	13:15'45.485
9	32.340	31.973	21.854	11.123	15.828	1'53.118	304.2	13:17'38.603
10	32.319	31.791	21.944	11.028	15.826	1'52.908	305.1	13:19'31.511
11	33.031	32.074	22.115	10.966	15.800	1'53.986	305.1	13:21'25.497
12	32.416	32.160	21.873	11.250	15.905	1'53.604	299.2	13:23'19.101
13	32.368	31.995	21.840	11.124	15.786	1'53.113	304.2	13:25'12.214
14	32.534	32.482	22.097	11.185	15.896	1'54.194	301.7	13:27'06.408
15	32.765	32.676	22.233	10.986	15.842	1'54.502	302.5	13:29'00.910
16	32.729	32.512	22.259	11.187	15.932	1'54.619	302.5	13:30'55.529
17	32.828	32.965	22.751	10.908	15.888	1'55.340	305.1	13:32'50.869
18	32.992	32.911	22.439	11.147	16.397	1'55.886	295.1	13:34'46.755

15 A. DE ANGELIS (1'52.628)								
Lap	Seg. 1	Seg. 2	Seg. 3	Seg. 4	Seg. 5	Lap Time	km/h	Local Time
1	36.397	32.686	22.162	11.444	15.631	1'58.320	305.9	13:02'35.880
2	32.171	31.829	22.106	10.856	15.670	1'52.632	311.2	13:04'28.512
3	32.225	32.068	22.701	11.027	15.661	1'53.682	307.7	13:06'22.194
4	32.347	31.766	21.939	11.006	15.570	1'52.628	306.8	13:08'14.822
5	32.506	31.729	21.934	11.002	15.736	1'52.907	308.6	13:10'07.729
6	32.430	31.818	21.964	11.000	15.616	1'52.828	307.7	13:12'00.557
7	32.379	31.896	21.953	10.920	15.729	1'52.877	308.6	13:13'53.434
8	32.220	31.907	22.179	10.895	15.775	1'52.976	311.2	13:15'46.410
9	32.528	31.934	22.063	10.936	15.706	1'53.167	308.6	13:17'39.577
10	32.574	31.887	21.972	10.985	15.806	1'53.224	308.6	13:19'32.801
11	32.508	32.131	22.140	10.862	15.739	1'53.380	311.2	13:21'26.181
12	32.595	32.105	22.402	10.938	15.651	1'53.691	305.9	13:23'19.872
13	32.709	32.335	22.113	10.920	15.670	1'53.747	310.3	13:25'13.619
14	32.625	32.205	22.084	10.932	15.732	1'53.578	308.6	13:27'07.197
15	32.726	32.401	22.280	10.983	15.770	1'54.160	307.7	13:29'01.357
16	32.649	32.409	22.483	11.033	15.829	1'54.403	308.6	13:30'55.760
17	32.773	32.396	22.093	10.964	15.796	1'54.022	304.2	13:32'49.782
18	32.729	32.111	22.089	11.155	16.233	1'54.317	303.4	13:34'44.099

17 K. ABRAHAM (1'53.179)								
Lap	Seg. 1	Seg. 2	Seg. 3	Seg. 4	Seg. 5	Lap Time	km/h	Local Time
1	36.958	32.904	22.193	11.061	15.819	1'58.935	305.1	13:02'36.495
2	32.594	32.018	21.794	11.128	15.781	1'53.315	305.1	13:04'29.810
3	32.420	31.881	21.936	11.104	15.838	1'53.179	305.9	13:06'22.989
4	32.459	31.966	22.109	11.183	15.804	1'53.521	303.4	13:08'16.510
5	32.594	32.041	21.964	11.201	15.777	1'53.577	303.4	13:10'10.870
6	32.535	31.922	22.092	11.262	15.739	1'53.550	300.8	13:12'03.637
7	32.407	32.072	22.008	11.212	15.673	1'53.372	301.7	13:13'57.009
8	32.599	32.195	21.982	11.242	15.913	1'53.931	302.5	13:15'50.940
9	33.045	32.444	22.209	11.341	16.055	1'55.094	300.0	13:17'46.034
10	33.171	32.768	22.145	11.301	16.008	1'55.393	296.7	13:19'41.427
11	32.816	32.353	22.132	11.216	15.894	1'54.411	299.2	13:21'35.798
12	32.647	32.101	22.183	11.203	15.826	1'53.960	299.2	13:23'29.838
13	32.6							



MotorLand Aragon 5.077 m

Aragon Round, 1-2-3 April 2016
World Superbike - Chronological Analysis Race 1

Start at 13:00'37.560

3 / 3

94 M. LUSSIANA (1'53.678)									
Lap	Seg. 1	Seg. 2	Seg. 3	Seg. 4	Seg. 5	Lap Time	km/h	Local Time	
1	37.808	32.442	22.327	11.405	15.751	1'59.733	294.3	13:02'37.293	
2	32.695	32.027	21.903	11.275	15.778	1'53.678	296.7	13:04'30.971	
3	32.568	32.089	21.871	11.451	15.947	1'53.926	291.1	13:06'24.897	
4	32.520	32.194	21.883	11.523	16.122	1'54.242	288.8	13:08'19.139	
5	34.114	32.315	21.918	11.728	16.105	1'56.180	288.0	13:10'15.319	
6	32.832	32.371	22.163	11.403	16.191	1'54.960	291.9	13:12'10.279	
7	32.618	32.248	21.835	11.506	15.999	1'54.206	293.5	13:14'04.485	
8	32.606	32.188	21.999	11.279	16.105	1'54.177	296.7	13:15'58.662	
9	32.891	32.349	21.987	11.563	16.158	1'54.948	289.5	13:17'53.610	
10	32.923	32.171	21.941	11.307	16.034	1'54.376	293.5	13:19'47.986	
11	32.726	32.282	22.014	11.302	16.021	1'54.345	297.5	13:21'42.331	
12	32.823	32.413	21.850	11.421	16.047	1'54.554	291.9	13:23'36.885	
13	32.846	32.434	22.085	11.646	16.190	1'55.201	291.1	13:25'32.086	
14	34.543	32.643	22.387	11.882	16.323	1'57.778	286.5	13:27'29.864	
15	33.221	32.895	22.282	11.623	16.366	1'56.387	285.7	13:29'26.251	
16	33.292	32.983	22.326	11.657	16.372	1'56.630	288.8	13:31'22.881	
17	33.139	32.920	22.482	11.672	16.590	1'56.803	286.5	13:33'19.684	
18	33.345	33.032	22.193	11.792	16.580	1'56.942	284.2	13:35'16.626	

11 S. AL SULAITI (1'55.249)									
Lap	Seg. 1	Seg. 2	Seg. 3	Seg. 4	Seg. 5	Lap Time	km/h	Local Time	
1	38.155	33.085	22.460	11.321	16.134	2'01.155	292.7	13:02'38.715	
2	32.901	32.423	22.203	11.473	16.249	1'55.249	288.0	13:04'33.964	
3	33.575	32.919	22.444	11.471	16.175	1'56.584	291.1	13:06'30.548	
4	33.454	32.302	22.203	11.564	16.494	1'56.017	282.7	13:08'26.565	
5	33.237	32.399	22.337	11.569	16.414	1'55.956	285.0	13:10'22.521	
6	33.950	32.951	22.479	11.502	16.587	1'57.469	279.8	13:12'19.990	
7	33.478	33.110	22.647	11.608	16.395	1'57.238	285.7	13:14'17.228	
8	34.043	32.563	22.570	11.556	16.575	1'57.307	286.5	13:16'14.535	
9	33.637	32.851	22.835	11.741	16.388	1'57.452	281.3	13:18'11.987	
10	33.806	32.700	22.888	11.604	16.325	1'57.323	279.8	13:20'09.310	
11	33.474	32.753	22.763	11.611	16.362	1'56.963	277.6	13:22'06.273	
12	33.259	33.100	22.604	11.960	16.253	1'57.176	277.6	13:24'03.449	
13	33.704	32.751	22.838	11.927	16.634	1'57.854	272.7	13:26'01.303	
14	33.784	32.651	22.429	12.134	16.720	1'57.718	263.4	13:27'59.021	
15	33.719	32.969	22.624	12.411	16.942	1'58.665	251.7	13:29'57.686	
16	33.865	33.175	22.658	12.732	22.209	2'04.639 P		13:32'02.325	

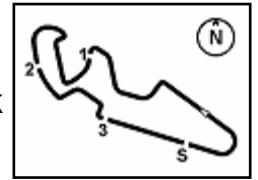
9 D. SCHMITTER (1'55.561)									
Lap	Seg. 1	Seg. 2	Seg. 3	Seg. 4	Seg. 5	Lap Time	km/h	Local Time	
1	37.660	33.076	22.663	11.397	16.080	2'00.876	290.3	13:02'38.436	
2	32.877	32.954	22.260	11.453	16.017	1'55.561	292.7	13:04'33.997	
3	33.383	32.966	22.266	11.575	16.250	1'56.440	285.0	13:06'30.437	
4	33.391	32.878	22.318	11.438	16.329	1'56.354	288.8	13:08'26.791	
5	33.322	32.670	22.346	11.482	16.081	1'55.901	288.8	13:10'22.692	
6	33.653	32.945	22.492	11.631	16.426	1'57.147	279.8	13:12'19.839	
7	33.462	33.192	22.588	11.707	16.336	1'57.285	285.7	13:14'17.124	
8	33.572	33.069	22.528	11.644	16.375	1'57.188	285.7	13:16'14.312	
9	33.560	33.456	22.645	11.570	16.373	1'57.604	288.0	13:18'11.916	
10	33.350	32.941	22.610	11.575	16.318	1'56.794	281.3	13:20'08.710	
11	33.453	33.040	22.298	11.620	16.468	1'56.879	283.5	13:22'05.589	
12	33.493	33.226	22.530	11.877	16.409	1'57.535	285.5	13:24'03.124	
13	33.373	33.087	22.505	11.620	16.380	1'56.965	282.7	13:26'00.089	
14	33.590	33.428	22.381	11.487	16.457	1'57.343	288.0	13:27'57.432	
15	33.370	32.909	22.318	11.606	16.392	1'56.595	282.0	13:29'54.027	
16	33.234	33.096	22.342	11.570	16.293	1'56.535	285.0	13:31'50.562	
17	33.549	32.992	22.393	11.516	16.347	1'56.797	282.0	13:33'47.359	
18	33.531	33.048	22.627	11.607	16.543	1'57.356	279.1	13:35'44.715	

151 M. BAIOTTO (1'53.423)									
Lap	Seg. 1	Seg. 2	Seg. 3	Seg. 4	Seg. 5	Lap Time	km/h	Local Time	
1	37.339	32.695	22.349	11.276	15.917	1'59.576 P	297.5	13:02'37.136	
2	32.702	31.968	21.895	11.208	15.779	1'53.552	296.7	13:04'30.688	
3	32.952	32.209	22.092	11.181	15.999	1'54.433	295.9	13:06'25.121	
4	33.049	32.040	22.176	11.179	15.848	1'54.292	298.3	13:08'19.413	
5	32.878	32.357	23.506	11.275	16.026	1'56.042	296.7	13:10'15.455	
6	33.125	32.025	21.916	11.262	15.864	1'54.192	291.9	13:12'09.647	
7	32.418	31.959	22.084	11.363	16.097	1'53.921	287.2	13:14'03.568	
8	32.961	32.307	22.233	11.241	15.992	1'54.734	289.5	13:15'58.302	
9	32.389	31.857	21.978	11.261	15.938	1'53.423	292.7	13:17'51.725	
10	32.439	32.123	22.025	11.247	15.934	1'53.768	288.8	13:19'45.493	
11	32.461	31.947	22.106	11.229	15.904	1'53.647	291.9	13:21'39.140	
12	32.530	31.976	21.851	11.213	15.903	1'53.473	291.9	13:23'32.613	
13	32.621	31.952	28.416	13.830	24.888	2'11.707 P		13:25'44.320	

56 P. SEBESTYÉN (1'55.216)									
Lap	Seg. 1	Seg. 2	Seg. 3	Seg. 4	Seg. 5	Lap Time	km/h	Local Time	
1	38.620	32.968	22.685	11.296	16.173	2'01.742	291.1	13:02'39.302	
2	33.070	32.517	22.315	11.257	16.057	1'55.216	292.7	13:04'34.518	
3	33.170	32.965	22.683	11.285	16.358	1'56.461	291.9	13:06'30.979	
4	33.226	32.734	22.502	11.298	16.285	1'56.045	288.8	13:08'27.024	
5	33.297	32.806	22.465	11.314	16.173	1'56.055	290.3	13:10'23.079	
6	33.601	32.922	22.713	11.371	16.508	1'57.115	288.0	13:12'20.194	
7	33.489	33.083	22.862	11.339	16.492	1'57.265	291.9	13:14'17.459	
8	33.686	32.892	22.720	11.247	16.400	1'56.945	291.9	13:16'14.404	
9	33.578	32.933	22.827	11.485	16.565	1'57.388	283.5	13:18'11.792	
10	33.765	32.816	22.897	11.364	16.392	1'57.234	285.7	13:20'09.026	
11	33.467	32.901	22.656	11.461	16.349	1'56.834	285.0	13:22'05.860	
12	33.474	33.096	23.074	11.510	16.329	1'57.483	285.0	13:24'03.343	
13	33.429	33.138	22.667	11.336	16.399	1'56.969	288.0	13:26'00.312	
14	33.549	32.911	22.509	11.516	16.524	1'57.009	280.5	13:27'57.321	
15	33.687	33.050	23.016	11.540	16.404	1'57.697	282.7	13:29'55.018	
16	33.256	32.709	22.498	11.397	16.363	1'56.223	287.5	13:31'51.241	
17	33.448	32.772	22.520	11.314	16.360	1'56.414	286.5	13:33'47.655	
18	33.367	33.025	22.850	11.276	16.597	1'57.115	284.2	13:35'44.770	

16 J. HOOK (1'56.611)									
Lap	Seg. 1	Seg. 2	Seg. 3	Seg. 4	Seg. 5	Lap Time	km/h	Local Time	
1	38.509	33.428	22.931	11.397	16.432	2'02.697 P	290.3	13:02'40.257	
2	33.958	32.975	22.728	11.431	16.435	1'57.527	288.8	13:04'37.784	
3	33.918	32.851	22.663	11.493	16.409	1'57.334	286.5	13:06'35.118	
4	33.872	32.882	22.534	11.502	16.511	1'57.301	283.5	13:08'32.419	
5	33.413	32.766	22.667	11.458	16.438	1'56.742	285.7	13:10'29.161	
6	33.433	32.989	22.560	11.399	16.339	1'56.720	285.0	13:12'25.881	
7	33.384	32.755	22.580	11.474	16.418	1'56.611	287.2	13:14'22.492	
8	33.333	32.809	22.565	11.491	16.594	1'56.792	287.2	13:16'19.284	
9	33.608	33.122	22.645	11.528	16.634	1'57.537	286.5	13:18'16.821	
10	33.843	33.124	22.805	11.432	16.592	1'57.796	285.7	13:20'14.617	
11	33.969	33.468	22.756	11.468	16.646	1'58.307	285.7	13:22'12.924	
12	34.030	33.964	23.245	11.688	16.797	1'59.724	285.0	13:24'12.648	
13	34.828	34.748	23.759	11.791	25.950	2'11.076 P	284.2	13:26'23.724	

10 I. TÓTH (1'58.905)									
Lap	Seg. 1	Seg. 2	Seg. 3	Seg. 4	Seg. 5	Lap Time			

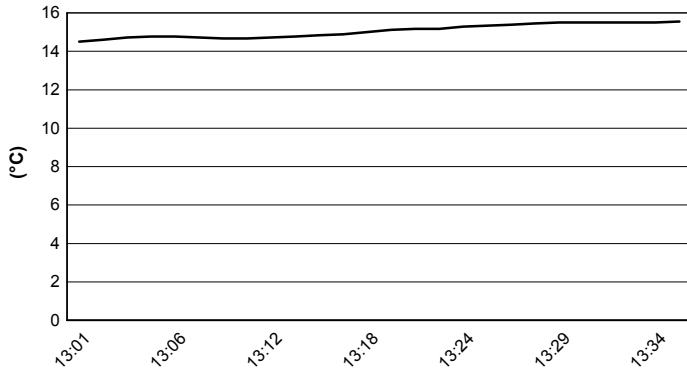


MotorLand Aragon 5.077 m

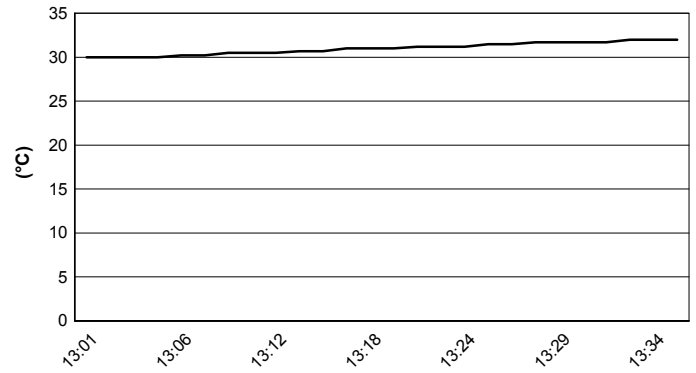
Aragon Round, 1-2-3 April 2016 World Superbike - Weather Report Race 1

Session started 13:01 Session ended 13:36

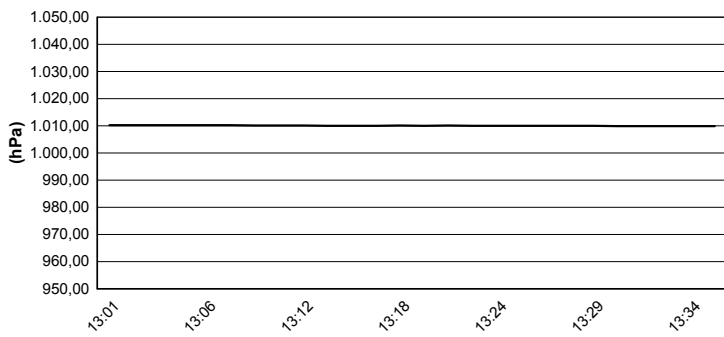
Air Temperature



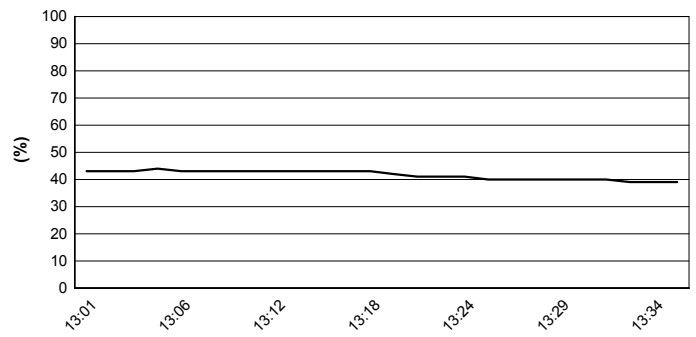
Track Temperature



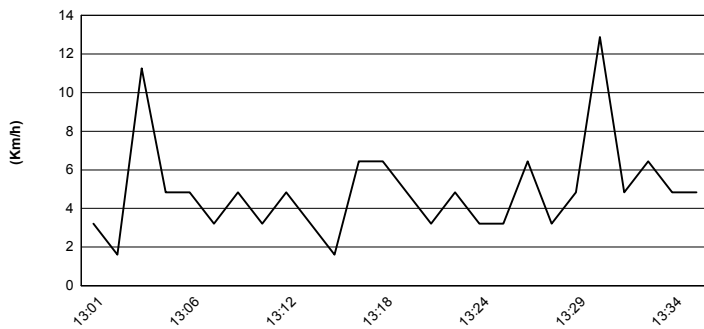
Air Pressure



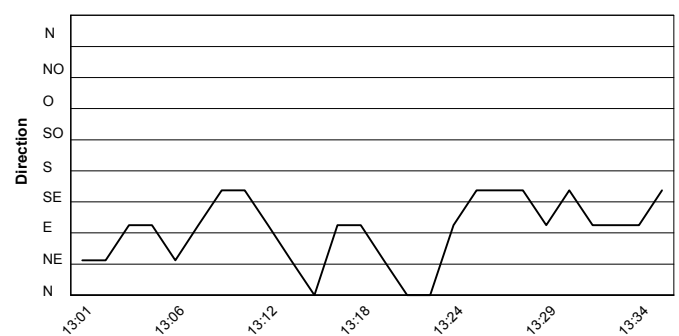
Humidity

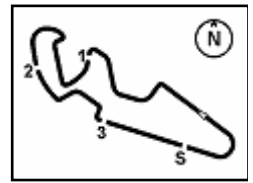


Wind Speed



Wind Direction




Aragon Round, 1-2-3 April 2016
World Superbike - Championship Standings

102/03

MotorLand Aragon 5.077 m

	Points	Points From First	Points From Previous	February 28 PHILLIP ISLAND		March 13 BURIRAM		April 3 ARAGON		April 17 ASSEN		May 1 IMOLA		May 15 SEPANG		May 29 DONINGTON PARK		June 19 MISANO		July 10 LAGUNA SECA		July 24 TBA		September 18 LAUSITZRING		October 2 MAGNY-COURS		October 16 JEREZ		October 28 LOSAIL	
				1	2	1	2	1	2	1	2	1	2	1	2	1	2	1	2	1	2	1	2	1	2	1	2	1	2	1	2
1 REA Jonathan (GBR)	115			25	25	25	20	20																							
				1	1	1	1	1																							
2 SYKES Tom (GBR)	82	33		11	10	20	25	16																							
				5	5	3	2	2																							
3 DAVIES Chaz (GBR)	80	35	2	20	6	13	16	25																							
				2	4	4	4	3																							
4 VAN DER MARK Michael (NED)	65	50	15	16	20	16	13																								
				3	2	2	3	4																							
5 GUINTOLI Sylvain (FRA)	47	68	18	10	11	9	10	7																							
				6	5	5	5	5																							
6 GIUGLIANO Davide (ITA)	46	69	1	13	16		6	11																							
				4	3	6	6	6																							
7 TORRES Jordi (ESP)	42	73	4	8	9	8	8	9																							
				8	8	7	7	7																							
8 HAYDEN Nicky (USA)	41	74	1	7	13		11	10																							
				9	7	8	8	8																							
9 REITERBERGER Markus (GER)	30	85	11		8	11	9	2																							
					12	9	9	9																							
10 SAVADORI Lorenzo (ITA)	23	92	7	4		6	7	6																							
				12	14	14	11	10																							
11 RAMOS Román (ESP)	21	94	2	5	4	4	4	4																							
				11	10	12	11	11																							
12 LOWES Alex (GBR)	20	95	1		2	10		8																							
					16	13	14	12																							
13 CAMIER Leon (GBR)	19	96	1	9		5	5																								
				7	10	10	10	13																							
14 BROOKES Joshua (AUS)	17	98	2	6	7	1		3																							
				10	9	10	13	14																							
15 DE ANGELIS Alex (RSM)	17	98	0		3	7	2	5																							
					15	14	14	14																							
16 FORÉS Xavi (ESP)	15	100	2			2	13	16																							
						18	18	16																							
17 ABRAHAM Karel (CZE)	10	105	5	3	5		1	1																							
				13	12	16	16	17																							
18 BAIOTTO Matteo (ITA)	6	109	4			3	3																								
						17	17	18																							
19 JONES Mike (AUS)	2	113	4		2																										
					14	16	18	18	19																						
20 BARRIER Sylvain (FRA)	2	113	0		1	1																									
					15	16	18	18	19																						

First Line: Championship Standings - Second Line: Ranking Progression

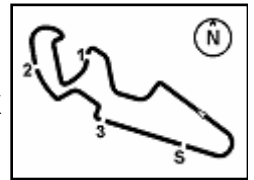
PIRELLI PEROGIA TIRING



Official Tyre Supplier



Official Timekeeper



Aragon Round, 1-2-3 April 2016 World Superbike - Manufacturers Standings

MotorLand Aragon 5.077 m

	Points	Points From First	Points From Previous	February 28 PHILLIP ISLAND		March 13 BURIRAM		April 3 ARAGON	April 17 ASSEN	May 1 IMOLA	May 15 SEPANG	May 29 DONINGTON PARK	June 19 MISANO	July 10 LAGUNA SECA	July 24 TBA	September 18 LAUTZRING	October 2 MAGNY-COURS	October 16 JEREZ	October 28 LOSAIL	
				1	2	1	2	1	2	1	2	1	2	1	2	1	2	1	2	1
1 KAWASAKI	120			25	25	25	25	20												
				1	1	1	1	1												
2 DUCATI	90	30		20	16	13	16	25												
				2	2	3	2	2												
3 HONDA	75	45	15	16	20	16	13	10												
				3	2	2	2	3												
4 YAMAHA	49	71	26	10	11	10	10	8												
				4	4	4	4	4												
5 BMW	46	74	3	8	9	11	9	9												
				6	5	5	5	5												
6 APRILIA	27	93	19	4	3	7	7	6												
				7	7	6	6	6												
7 MV AGUSTA	19	101	8	9		5	5													
				5	6	6	7	7												

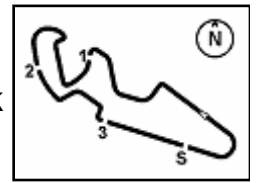
First Line: Championship Standings - Second Line: Ranking Progression

PIRELLI PEROGIA TIRING


Official Tyre Supplier



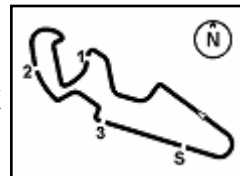
Official Timekeeper



Aragon Round, 1-2-3 April 2016 World Superbike - Pirelli Best Lap Award

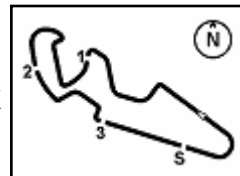
MotorLand Aragon 5.077 m

Points	Points From First	Points From Previous	February 28	March 13	April 3	April 17	May 1	May 15	May 29	June 19	July 10	July 24	September 18	October 2	October 16	October 28	
			PHILLIP ISLAND	BURIRAM	ARAGON	ASSEN	IMOLA	SEPANG	DONINGTON PARK	MISANO	LAGUNA SECA	TBA	LAUSITZRING	MAGNY-COURS	JEREZ	LOSAIL	
Fastest Laps																	
1 REA Jonathan (GBR)	2			1	1												
2 DAVIES Chaz (GBR)	2	0		1		1											
3 GIUGLIANO Davide (ITA)	1	1	1														



Aragon Round, 1-2-3 April 2016 World Superbike - Best Laps & Speeds

No.	Rider		Best Lap		FP1		FP2		FP3		SP1		SP2		RC1	
	Nat	Bike	laps	speed	laps	speed	laps	speed	laps	speed	laps	speed	laps	speed	laps	speed
1	66	SYKES Tom	65	313	19	313	16	311	7	303	5	303	18	303		
		GBR Kawasaki ZX-10R														
2	50	GUINTOLI Sylvain	73	312	19	312	19	310	6	307	6	306	5	308	18	307
		FRA Yamaha YZF R1														
3	22	LOWES Alex	64	314	15	314	19	310	6	302	6	304	18	307		
		GBR Yamaha YZF R1														
4	7	DAVIES Chaz	73	312	19	310	24	309	7	304	5	302	18	312		
		GBR Ducati 1199 Panigale R														
5	1	REA Jonathan	63	314	14	314	19	312	7	303	5	306	18	311		
		GBR Kawasaki ZX-10R														
6	34	GIUGLIANO Davide	61	308	14	308	18	308	6	297	5	303	18	307		
		ITA Ducati 1199 Panigale R														
7	81	TORRES Jordi	74	318	19	318	18	311	7	304	6	304	18	313		
		ESP BMW S1000 RR														
8	2	CAMIER Leon	57	305	16	305	19	300	7	294	6	294	9	298		
		GBR MV Agusta 1000 F4														
9	12	FORÉS Xavi	65	305	17	305	19	305	5	299	6	302	18	304		
		ESP Ducati 1199 Panigale R														
10	69	HAYDEN Nicky	67	313	19	313	17	311	7	309	6	306	18	313		
		USA Honda CBR1000RR SP														
11	60	VAN DER MARK Michael	56	311	19	311	22	310	7	303	5	306	3	308		
		NED Honda CBR1000RR SP														
12	21	REITERBERGER Markus	69	313	17	313	21	311	7	306	6	308	18	311		
		GER BMW S1000 RR														
13	32	SAVADORI Lorenzo	66	314	18	312	19	314	5	303	6	307	18	309		
		ITA Aprilia RSV4 RF														
14	40	RAMOS Román	66	309	14	304	23	309	5	298	6	298	18	299		
		ESP Kawasaki ZX-10R														
15	15	DE ANGELIS Alex	66	320	20	317	17	320	4	305	7	314	18	311		
		RSM Aprilia RSV4 RF														
16	17	ABRAHAM Karel	55	316	22	316	4	309	4	300	7	306	18	306		
		CZE BMW S1000 RR														
17	151	BAIOCCO Matteo	64	306	20	306	18	298	7	295	6	296	13	298		
		ITA Ducati 1199 Panigale R														
18	25	BROOKES Joshua	53	305	4	303	19	305	5	296	7	298	18	303		
		AUS BMW S1000 RR														
19	20	BARRIER Sylvain	59	305	17	305	11	302	7	297	6	303	18	303		
		FRA Kawasaki ZX-10R														
20	94	LUSSIANA Matthieu	68	301	16	301	21	300	7	290	6	292	18	298		
		FRA BMW S1000 RR														
21	9	SCHMITTER Dominic	63	302	17	302	15	301	7	289	6	294	18	293		
		SUI Kawasaki ZX-10R														



MotorLand Aragon 5.077 m

Aragon Round, 1-2-3 April 2016 World Superbike - Best Laps & Speeds

2 / 2

No.	Rider		Best Lap		FP1		FP2		FP3		SP1		SP2		RC1	
	Nat	Bike	laps	speed	laps	speed	laps	speed	laps	speed	laps	speed	laps	speed	laps	speed
22	11 AL SULAITI Saeed		1'54.719		1'57.150		1'56.376		1'55.950		1'54.719				1'55.249	
	QAT	Kawasaki ZX-10R	58	298	15	298	18	296	3	292	6	291			16	293
23	56 SEBESTYÉN Péter		1'55.216		1'58.479		1'57.174		1'57.925		1'55.444		1'55.216			
	HUN	Yamaha YZF R1	73	298	20	298	22	297	7	288	6	290			18	293
24	16 HOOK Josh		1'56.023		1'59.642		1'57.107		1'58.333		1'56.023				1'56.611	
	AUS	Kawasaki ZX-10R	63	298	20	298	19	297	5	291	6	293			13	290
25	10 TÓTH Imre		1'57.217		1'59.976		1'57.753		1'59.000		1'57.217				1'58.905	
	HUN	Yamaha YZF R1	68	299	20	299	18	299	7	290	6	292			17	290