

Aragon Round, 1-2-3 April 2016

World Superbike - Results Free Practice 3rd Session

No.	Rider	Nat	Team	Bike	Time	Gap	Rel.	Laps	Speed	
									Avg	Max
1	7 C. DAVIES	GBR	Aruba.it Racing - Ducati	Ducati 1199 Panigale R	1'51.676			7	163,663	304,2
2	66 T. SYKES	GBR	Kawasaki Racing Team	Kawasaki ZX-10R	1'51.946	0.270	0.270	7	163,268	303,4
3	60 M. VAN DER MARK	NED	Honda World Superbike Team	Honda CBR1000RR SP	1'52.056	0.380	0.110	7	163,108	303,4
4	69 N. HAYDEN	USA	Honda World Superbike Team	Honda CBR1000RR SP	1'52.109	0.433	0.053	7	163,031	308,6
5	1 J. REA	GBR	Kawasaki Racing Team	Kawasaki ZX-10R	1'52.149	0.473	0.040	7	162,972	303,4
6	12 X. FORÉS	ESP	Barni Racing Team	Ducati 1199 Panigale R	1'52.255	0.579	0.106	5	162,819	299,2
7	81 J. TORRES	ESP	Althea BMW Racing Team	BMW S1000 RR	1'52.500	0.824	0.245	7	162,464	304,2
8	34 D. GIUGLIANO	ITA	Aruba.it Racing - Ducati	Ducati 1199 Panigale R	1'52.546	0.870	0.046	6	162,398	296,7
9	50 S. GUINTOLI	FRA	Pata Yamaha Official WorldSBK Team	Yamaha YZF R1	1'52.564	0.888	0.018	6	162,372	306,8
10	2 L. CAMIER	GBR	MV Agusta Reparto Corse	MV Agusta 1000 F4	1'52.770	1.094	0.206	7	162,075	294,3
11	22 A. LOWES	GBR	Pata Yamaha Official WorldSBK Team	Yamaha YZF R1	1'53.044	1.368	0.274	6	161,682	301,7
12	21 M. REITERBERGER	GER	Althea BMW Racing Team	BMW S1000 RR	1'53.329	1.653	0.285	7	161,276	305,9
13	40 R. RAMOS	ESP	Team GoEleven	Kawasaki ZX-10R	1'53.598	1.922	0.269	5	160,894	297,5
14	20 S. BARRIER	FRA	Pedercini Racing	Kawasaki ZX-10R	1'54.934	3.258	1.336	7	159,023	296,7
15	151 M. BAIOTTO	ITA	VFT Racing	Ducati 1199 Panigale R	1'54.980	3.304	0.046	7	158,960	295,1
16	25 J. BROOKES	AUS	Milwaukee BMW	BMW S1000 RR	1'55.094	3.418	0.114	5	158,802	295,9
17	32 L. SAVADORI	ITA	IodaRacing Team	Aprilia RSV4 RF	1'55.104	3.428	0.010	5	158,789	302,5
18	94 M. LUSSIANA	FRA	Team ASP1	BMW S1000 RR	1'55.142	3.466	0.038	7	158,736	290,3
19	11 S. AL SULAITI	QAT	Pedercini Racing	Kawasaki ZX-10R	1'55.950	4.274	0.808	3	157,630	291,9
20	17 K. ABRAHAM	CZE	Milwaukee BMW	BMW S1000 RR	1'56.500	4.824	0.550	4	156,886	300,0
21	15 A. DE ANGELIS	RSM	IodaRacing Team	Aprilia RSV4 RF	1'56.820	5.144	0.320	4	156,456	305,1
22	9 D. SCHMITTER	SUI	Grillini Racing Team	Kawasaki ZX-10R	1'57.867	6.191	1.047	7	155,066	288,8
23	56 P. SEBESTYÉN	HUN	Team Tóth	Yamaha YZF R1	1'57.925	6.249	0.058	7	154,990	288,0
24	16 J. HOOK	AUS	Grillini Racing Team	Kawasaki ZX-10R	1'58.333	6.657	0.408	5	154,456	291,1
25	10 I. TÓTH	HUN	Team Tóth	Yamaha YZF R1	1'59.000	7.324	0.667	7	153,590	289,5

Qualifying Lap Time (107% of 1'51.676): **1'59.494**

AIR	Humidity:	70%	Temp:	5°C
TRACK	Condition:	Dry	Temp:	10°C

Lap Record:	2015 L.Haslam	1'49.664	166,670	Km/h
Best Lap:	2015 L.Haslam	1'49.664	166,670	Km/h

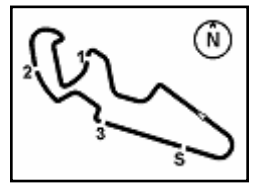
Start
02/04/2016 08:45

End
09:02

The results are provisional until the end of the time limit for protests and appeals and the completion of the technical checks.

FCR PERGGIA TIMING





Aragon Round, 1-2-3 April 2016 World Superbike - Results Free Practice 3rd Session

Session Highlights

08.45.02		Start
08.54.34	Al Sulaiti	Crashed - Rider OK - Turn 5
08.55.39	Al Sulaiti	Entered Pits
08.58.09	Forés	On the Gravel - Re-Joined
09.02.28		End Of Session

Fastest Laps Sequence

No.	Rider	Nat	Team	Bike	Local Time	Time	Gap	Avg
1	J. REA	GBR	Kawasaki Racing Team	Kawasaki ZX-10R	08:48'49.407	1'53.647		160,824
1	J. REA	GBR	Kawasaki Racing Team	Kawasaki ZX-10R	08:50'42.214	1'52.807	-0.840	162,022
1	J. REA	GBR	Kawasaki Racing Team	Kawasaki ZX-10R	08:52'34.656	1'52.442	-0.365	162,548
7	C. DAVIES	GBR	Aruba.it Racing - Ducati	Ducati 1199 Panigale R	08:53'41.852	1'52.246	-0.196	162,832
66	T. SYKES	GBR	Kawasaki Racing Team	Kawasaki ZX-10R	08:53'56.351	1'51.946	-0.300	163,268
7	C. DAVIES	GBR	Aruba.it Racing - Ducati	Ducati 1199 Panigale R	08:57'26.754	1'51.880	-0.066	163,364
7	C. DAVIES	GBR	Aruba.it Racing - Ducati	Ducati 1199 Panigale R	08:59'18.430	1'51.676	-0.204	163,663

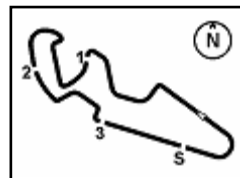
02/04/2016 Start 08:45

End 09:02

The results are provisional until the end of the time limit for protests and appeals and the completion of the technical checks.

FICR PERIODIC TIMING





MotorLand Aragon 5.077 m

Aragon Round, 1-2-3 April 2016
World Superbike - Best Sector & Speed Free Practice 3rd Session
Best Lap

1	7 C. DAVIES	Ducati 1199 Panigale R	1'51.676
2	66 T. SYKES	Kawasaki ZX-10R	1'51.946
3	60 M. VAN DER MARK	Honda CBR1000RR SP	1'52.056
4	69 N. HAYDEN	Honda CBR1000RR SP	1'52.109
5	1 J. REA	Kawasaki ZX-10R	1'52.149
6	12 X. FORÉS	Ducati 1199 Panigale R	1'52.255
7	81 J. TORRES	BMW S1000 RR	1'52.500
8	34 D. GIUGLIANO	Ducati 1199 Panigale R	1'52.546
9	50 S. GUINTOLI	Yamaha YZF R1	1'52.564
10	2 L. CAMIER	MV Austa 1000 F4	1'52.770
11	22 A. LOWES	Yamaha YZF R1	1'53.044
12	21 M. REITERBERGER	BMW S1000 RR	1'53.329
13	40 R. RAMOS	Kawasaki ZX-10R	1'53.598
14	20 S. BARRIER	Kawasaki ZX-10R	1'54.934
15	151 M. BAIOTTO	Ducati 1199 Panigale R	1'54.980
16	25 J. BROOKES	BMW S1000 RR	1'55.094
17	32 L. SAVADORI	Aprilia RS4 RF	1'55.104
18	94 M. LUSSIANA	BMW S1000 RR	1'55.142
19	11 S. AL SULAITI	Kawasaki ZX-10R	1'55.950
20	17 K. ABRAHAM	BMW S1000 RR	1'56.500
21	15 A. DE ANGELIS	Aprilia RS4 RF	1'56.820
22	9 D. SCHMITTER	Kawasaki ZX-10R	1'57.867
23	56 P. SEBESTYÉN	Yamaha YZF R1	1'57.925
24	16 J. HOOK	Kawasaki ZX-10R	1'58.333
25	10 I. TÓTH	Yamaha YZF R1	1'59.000

Top Speeds

1	69 N. HAYDEN	Honda CBR1000RR SP	308.6
2	50 S. GUINTOLI	Yamaha YZF R1	306.8
3	21 M. REITERBERGER	BMW S1000 RR	305.9
4	15 A. DE ANGELIS	Aprilia RS4 RF	305.1
5	81 J. TORRES	BMW S1000 RR	304.2
6	7 C. DAVIES	Ducati 1199 Panigale R	304.2
7	66 T. SYKES	Kawasaki ZX-10R	303.4
8	1 J. REA	Kawasaki ZX-10R	303.4
9	60 M. VAN DER MARK	Honda CBR1000RR SP	303.4
10	32 L. SAVADORI	Aprilia RS4 RF	302.5
11	22 A. LOWES	Yamaha YZF R1	301.7
12	17 K. ABRAHAM	BMW S1000 RR	300.0
13	12 X. FORÉS	Ducati 1199 Panigale R	299.2
14	40 R. RAMOS	Kawasaki ZX-10R	297.5
15	20 S. BARRIER	Kawasaki ZX-10R	296.7
16	34 D. GIUGLIANO	Ducati 1199 Panigale R	296.7
17	25 J. BROOKES	BMW S1000 RR	295.9
18	151 M. BAIOTTO	Ducati 1199 Panigale R	295.1
19	2 L. CAMIER	MV Austa 1000 F4	294.3
20	11 S. AL SULAITI	Kawasaki ZX-10R	291.9
21	16 J. HOOK	Kawasaki ZX-10R	291.1
22	94 M. LUSSIANA	BMW S1000 RR	290.3
23	10 I. TÓTH	Yamaha YZF R1	289.5
24	9 D. SCHMITTER	Kawasaki ZX-10R	288.8
25	56 P. SEBESTYÉN	Yamaha YZF R1	288.0

Seg. 1

1	60 M. VAN DER MAR	31.962
2	66 T. SYKES	31.987
3	69 N. HAYDEN	32.024
4	7 C. DAVIES	32.090
5	34 D. GIUGLIANO	32.095
6	50 S. GUINTOLI	32.126
7	2 L. CAMIER	32.132
8	12 X. FORÉS	32.133
9	1 J. REA	32.136
10	22 A. LOWES	32.179
11	81 J. TORRES	32.215
12	21 M. REITERBERG	32.329
13	40 R. RAMOS	32.452
14	94 M. LUSSIANA	32.721
15	151 M. BAIOTTO	32.780
16	20 S. BARRIER	32.853
17	32 L. SAVADORI	33.017
18	25 J. BROOKES	33.047
19	11 S. AL SULAITI	33.058
20	9 D. SCHMITTER	33.506
21	15 A. DE ANGELIS	33.615
22	16 J. HOOK	33.706
23	56 P. SEBESTYÉN	33.787
24	17 K. ABRAHAM	34.005
25	10 I. TÓTH	34.088

Seg. 2

1	66 T. SYKES	31.422
2	7 C. DAVIES	31.625
3	1 J. REA	31.635
4	12 X. FORÉS	31.663
5	60 M. VAN DER MAR	31.728
6	69 N. HAYDEN	31.732
7	2 L. CAMIER	31.848
8	50 S. GUINTOLI	31.865
9	22 A. LOWES	31.868
10	81 J. TORRES	31.877
11	34 D. GIUGLIANO	31.904
12	21 M. REITERBERG	32.116
13	40 R. RAMOS	32.183
14	25 J. BROOKES	32.346
15	20 S. BARRIER	32.387
16	151 M. BAIOTTO	32.387
17	94 M. LUSSIANA	32.404
18	11 S. AL SULAITI	32.450
19	32 L. SAVADORI	32.565
20	17 K. ABRAHAM	32.615
21	15 A. DE ANGELIS	32.757
22	9 D. SCHMITTER	33.225
23	56 P. SEBESTYÉN	33.230
24	16 J. HOOK	33.369
25	10 I. TÓTH	33.793

Seg. 3

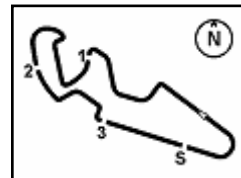
1	60 M. VAN DER MAR	21.577
2	7 C. DAVIES	21.581
3	66 T. SYKES	21.590
4	81 J. TORRES	21.663
5	1 J. REA	21.673
6	34 D. GIUGLIANO	21.677
7	69 N. HAYDEN	21.699
8	12 X. FORÉS	21.714
9	2 L. CAMIER	21.876
10	40 R. RAMOS	21.886
11	50 S. GUINTOLI	21.937
12	20 S. BARRIER	22.020
13	25 J. BROOKES	22.026
14	21 M. REITERBERG	22.040
15	22 A. LOWES	22.152
16	151 M. BAIOTTO	22.220
17	94 M. LUSSIANA	22.317
18	32 L. SAVADORI	22.384
19	17 K. ABRAHAM	22.538
20	11 S. AL SULAITI	22.730
21	9 D. SCHMITTER	22.904
22	15 A. DE ANGELIS	22.966
23	56 P. SEBESTYÉN	22.991
24	10 I. TÓTH	23.151
25	16 J. HOOK	23.205

Seg. 4

1	69 N. HAYDEN	10.842
2	7 C. DAVIES	10.896
3	60 M. VAN DER MAR	10.959
4	50 S. GUINTOLI	10.960
5	66 T. SYKES	10.967
6	1 J. REA	10.971
7	32 L. SAVADORI	11.020
8	81 J. TORRES	11.044
9	21 M. REITERBERG	11.053
10	12 X. FORÉS	11.082
11	25 J. BROOKES	11.109
12	15 A. DE ANGELIS	11.134
13	22 A. LOWES	11.151
14	34 D. GIUGLIANO	11.158
15	40 R. RAMOS	11.166
16	151 M. BAIOTTO	11.189
17	17 K. ABRAHAM	11.211
18	2 L. CAMIER	11.221
19	16 J. HOOK	11.256
20	56 P. SEBESTYÉN	11.264
21	20 S. BARRIER	11.267
22	11 S. AL SULAITI	11.352
23	94 M. LUSSIANA	11.381
24	9 D. SCHMITTER	11.398
25	10 I. TÓTH	11.468

Seg. 5

1	7 C. DAVIES	15.468
2	22 A. LOWES	15.542
3	12 X. FORÉS	15.552
4	60 M. VAN DER MAR	15.560
5	34 D. GIUGLIANO	15.566
6	81 J. TORRES	15.612
7	2 L. CAMIER	15.634
8	69 N. HAYDEN	15.658
9	50 S. GUINTOLI	15.674
10	1 J. REA	15.675
11	66 T. SYKES	15.691
12	21 M. REITERBERG	15.746
13	20 S. BARRIER	15.748
14	40 R. RAMOS	15.822
15	25 J. BROOKES	16.004
16	32 L. SAVADORI	16.017
17	151 M. BAIOTTO	16.044
18	94 M. LUSSIANA	16.054
19	17 K. ABRAHAM	16.131
20	15 A. DE ANGELIS	16.224
21	11 S. AL SULAITI	16.265
22	9 D. SCHMITTER	16.427
23	56 P. SEBESTYÉN	16.437
24	10 I. TÓTH	16.498
25	16 J. HOOK	16.793



MotorLand Aragon 5.077 m

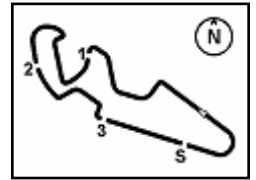
Aragon Round, 1-2-3 April 2016

102/03

World Superbike - Ideal Times Free Practice 3rd Session

1 / 1

No. Rider	Nat	Bike	Seg. 1 Diff. 1	Seg. 2 Diff. 2	Seg. 3 Diff. 3	Seg. 4 Diff. 4	Seg. 5 Diff. 5	Ideal Time Best Lap	Pos.	Diff.
1 66 T. SYKES	GBR	Kawasaki ZX-10R	31.987	31.422	21.590 0.137	10.967 0.109	15.691 0.043	1'51.657 1'51.946	2	0.289
2 7 C. DAVIES	GBR	Ducati 1199 Panigale R	32.090	31.625 0.016	21.581	10.896	15.468	1'51.660 1'51.676	1	0.016
3 60 M. VAN DER MARK	NED	Honda CBR1000RR SP	31.962 0.117	31.728	21.577 0.150	10.959 0.003	15.560	1'51.786 1'52.056	3	0.270
4 69 N. HAYDEN	USA	Honda CBR1000RR SP	32.024 0.063	31.732 0.006	21.699	10.842 0.049	15.658 0.036	1'51.955 1'52.109	4	0.154
5 1 J. REA	GBR	Kawasaki ZX-10R	32.136 0.056	31.635	21.673	10.971 0.003	15.675	1'52.090 1'52.149	5	0.059
6 12 X. FORÉS	ESP	Ducati 1199 Panigale R	32.133	31.663	21.714	11.082 0.077	15.552 0.034	1'52.144 1'52.255	6	0.111
7 34 D. GIUGLIANO	ITA	Ducati 1199 Panigale R	32.095 0.108	31.904	21.677	11.158 0.038	15.566	1'52.400 1'52.546	8	0.146
8 81 J. TORRES	ESP	BMW S1000 RR	32.215	31.877	21.663	11.044 0.089	15.612	1'52.411 1'52.500	7	0.089
9 50 S. GUINTOLI	FRA	Yamaha YZF R1	32.126	31.865	21.937 0.002	10.960	15.674	1'52.562 1'52.564	9	0.002
10 2 L. CAMIER	GBR	MV Agusta 1000 F4	32.132 0.021	31.848	21.876	11.221 0.011	15.634 0.027	1'52.711 1'52.770	10	0.059
11 22 A. LOWES	GBR	Yamaha YZF R1	32.179	31.868	22.152 0.136	11.151 0.016	15.542	1'52.892 1'53.044	11	0.152
12 21 M. REITERBERGER	GER	BMW S1000 RR	32.329	32.116	22.040	11.053 0.045	15.746	1'53.284 1'53.329	12	0.045
13 40 R. RAMOS	ESP	Kawasaki ZX-10R	32.452	32.183 0.089	21.886	11.166	15.822	1'53.509 1'53.598	13	0.089
14 20 S. BARRIER	FRA	Kawasaki ZX-10R	32.853	32.387 0.191	22.020	11.267 0.126	15.748 0.342	1'54.275 1'54.934	14	0.659
15 25 J. BROOKES	AUS	BMW S1000 RR	33.047	32.346	22.026 0.513	11.109	16.004 0.049	1'54.532 1'55.094	16	0.562
16 151 M. BAIOTTO	ITA	Ducati 1199 Panigale R	32.780	32.387 0.203	22.220 0.074	11.189 0.032	16.044 0.051	1'54.620 1'54.980	15	0.360
17 94 M. LUSSIANA	FRA	BMW S1000 RR	32.721 0.187	32.404	22.317	11.381 0.027	16.054 0.051	1'54.877 1'55.142	18	0.265
18 32 L. SAVADORI	ITA	Aprilia RSV4 RF	33.017	32.565	22.384	11.020 0.101	16.017	1'55.003 1'55.104	17	0.101
19 11 S. AL SULAITI	QAT	Kawasaki ZX-10R	33.058 0.093	32.450	22.730	11.352	16.265 0.002	1'55.855 1'55.950	19	0.095
20 17 K. ABRAHAM	CZE	BMW S1000 RR	34.005	32.615	22.538	11.211	16.131	1'56.500 1'56.500	20	0.000
21 15 A. DE ANGELIS	RSM	Aprilia RSV4 RF	33.615	32.757	22.966	11.134 0.124	16.224	1'56.696 1'56.820	21	0.124
22 9 D. SCHMITTER	SUI	Kawasaki ZX-10R	33.506 0.303	32.225	22.904	11.398 0.104	16.427	1'57.460 1'57.867	22	0.407
23 56 P. SEBESTYÉN	HUN	Yamaha YZF R1	33.787 0.155	32.230	22.991	11.264	16.437 0.061	1'57.709 1'57.925	23	0.216
24 16 J. HOOK	AUS	Kawasaki ZX-10R	33.706	33.369	23.205 0.004	11.256	16.793	1'58.329 1'58.333	24	0.004
25 10 I. TÓTH	HUN	Yamaha YZF R1	34.088	33.793	23.151	11.468	16.498 0.002	1'58.998 1'59.000	25	0.002
Overall Ideal Time			31.962	31.422	21.577	10.842	15.468	1'51.271		



Aragon Round, 1-2-3 April 2016

World Superbike - Chronological Analysis Free Practice 3rd Session

MotorLand Aragon 5.077 m

1 / 2

1° 7 C. DAVIES (1'51.676)								
Lap	Seg. 1	Seg. 2	Seg. 3	Seg. 4	Seg. 5	Lap Time	km/h	Local Time
1	33.504	34.480	23.114	11.486	16.135	1'54.300	297.5	8:47'59.387
2	34.331	32.222	22.110	11.580	15.603	1'55.919	295.1	8:51'49.606
3	32.225	31.736	21.726	11.011	15.548	1'52.246	304.2	8:53'41.852
4	32.488	32.128	21.773	11.039	15.594	1'53.022	301.7	8:55'34.874
5	32.155	31.625	21.583	11.036	15.481	1'51.880	303.4	8:57'26.754
6	32.090	31.641	21.581	10.896	15.468	1'51.676	304.2	8:59'18.430
7	32.685	31.920	22.089	11.360	15.688	1'53.742	294.3	9:01'12.172

2° 66 T. SYKES (1'51.946)								
Lap	Seg. 1	Seg. 2	Seg. 3	Seg. 4	Seg. 5	Lap Time	km/h	Local Time
1	33.125	33.680	23.065	11.208	16.290	1'54.550	298.3	8:48'16.375
2	33.029	32.189	22.270	11.048	15.918	1'54.550	300.8	8:50'10.925
3	31.987	31.422	21.937	11.088	15.777	1'53.480	300.8	8:52'04.405
4	32.527	32.046	21.829	11.148	15.781	1'53.331	298.3	8:55'49.682
5	32.131	31.582	21.665	10.967	15.691	1'52.036	303.4	8:57'41.718
6	32.274	31.582	21.590	11.074	15.717	1'52.237	302.5	8:59'33.955
7	32.279	31.749	22.254	10.981	15.764	1'53.027	302.5	9:01'26.982

3° 60 M. VAN DER MARK (1'52.056)								
Lap	Seg. 1	Seg. 2	Seg. 3	Seg. 4	Seg. 5	Lap Time	km/h	Local Time
1	33.472	32.757	22.815	11.173	15.863	1'55.777	298.3	8:47'13.630
2	38.563	32.390	22.610	11.642	15.663	1'55.777	296.7	8:49'09.407
3	32.395	32.151	21.941	11.665	15.703	2'00.023	296.7	8:51'09.430
4	32.274	31.877	21.760	10.959	15.588	1'52.579	301.7	8:53'02.009
5	32.274	31.822	21.830	11.094	15.642	1'52.662	300.0	8:54'54.671
6	32.078	31.776	21.951	11.056	15.560	1'52.421	301.7	8:56'47.092
7	32.079	31.728	21.727	10.962	15.560	1'52.056	300.8	8:58'39.148
7	31.962	32.071	21.577	10.987	15.646	1'52.243	303.4	9:00'31.391

4° 69 N. HAYDEN (1'52.109)								
Lap	Seg. 1	Seg. 2	Seg. 3	Seg. 4	Seg. 5	Lap Time	km/h	Local Time
1	33.587	34.995	24.045	11.143	16.773	1'56.273	300.0	8:47'07.056
2	32.631	32.390	22.610	11.642	15.909	1'56.273	305.1	8:49'03.329
3	32.123	31.747	22.008	11.028	15.761	1'52.667	303.4	8:52'49.548
4	32.196	31.732	21.953	10.973	15.658	1'52.512	302.5	8:54'42.060
5	32.024	31.801	21.932	10.842	15.713	1'52.312	305.1	8:56'34.372
6	32.399	32.026	22.150	10.942	16.145	1'53.662	306.8	8:58'28.034
7	32.087	31.738	21.699	10.891	15.694	1'52.109	308.6	9:00'20.143

5° 1 J. REA (1'52.149)								
Lap	Seg. 1	Seg. 2	Seg. 3	Seg. 4	Seg. 5	Lap Time	km/h	Local Time
1	32.771	32.706	23.589	11.234	16.327	1'59.292	299.2	8:46'55.760
2	32.322	31.810	22.138	11.117	15.811	1'53.647	300.8	8:48'49.407
3	32.136	31.676	21.841	10.996	15.793	1'52.442	302.5	8:52'34.656
4	32.201	31.789	21.916	11.052	15.782	1'52.740	302.5	8:54'27.396
5	32.191	31.644	21.695	10.971	15.749	1'52.250	302.5	8:56'19.646
6	32.208	33.326	22.149	11.074	15.893	1'54.656	301.7	8:58'14.296
7	32.192	31.635	21.673	10.974	15.675	1'52.149	303.4	9:00'06.445

6° 12 X. FORÉS (1'52.255)								
Lap	Seg. 1	Seg. 2	Seg. 3	Seg. 4	Seg. 5	Lap Time	km/h	Local Time
1	39.073	35.029	23.474	11.320	16.410	2'00.460	296.7	8:51'58.203
2	32.677	32.483	22.015	11.094	15.795	1'53.029	297.5	8:53'58.663
3	32.133	31.953	21.762	11.082	15.555	1'52.255	298.3	8:55'51.692
4	44.390	31.663	21.714	11.159	15.586	1'52.255	299.2	8:57'43.947
5	32.469	33.163	22.378	11.146	15.695	2'06.772	297.5	8:59'50.719
5	32.469	31.863	21.833	11.152	15.552	1'52.869	297.5	9:01'43.588

7° 81 J. TORRES (1'52.500)								
Lap	Seg. 1	Seg. 2	Seg. 3	Seg. 4	Seg. 5	Lap Time	km/h	Local Time
1	35.975	35.465	23.482	11.340	16.490	1'59.096	294.3	8:47'35.544
2	34.130	33.270	22.737	11.066	16.048	1'59.096	304.2	8:49'34.640
3	33.394	32.479	22.712	11.264	15.730	1'56.315	300.8	8:51'30.955
4	33.394	32.553	22.419	11.145	15.750	1'55.261	300.0	8:53'26.216
5	32.412	32.210	22.292	11.159	15.730	1'53.803	300.0	8:55'20.019
6	33.434	32.446	22.488	11.112	15.897	1'55.377	301.7	8:57'15.396
7	32.295	31.946	21.976	11.044	15.641	1'52.902	301.7	8:59'08.298
7	32.215	31.877	21.663	11.133	15.612	1'52.500	302.5	9:01'00.798

8° 34 D. GIUGLIANO (1'52.546)								
Lap	Seg. 1	Seg. 2	Seg. 3	Seg. 4	Seg. 5	Lap Time	km/h	Local Time
1	43.865	34.627	23.653	11.300	16.464	2'05.708	295.9	8:48'24.672
2	32.095	32.698	22.236	11.163	15.746	1'53.004	295.9	8:50'30.380
2	32.095	31.982	22.029	11.205	15.693	1'53.004	295.9	8:52'23.384

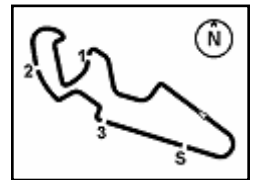
3	32.221	31.948	21.833	11.162	15.619	1'52.783	295.9	8:54'16.167
4	32.285	31.961	21.819	11.218	15.639	1'52.922	295.9	8:56'09.089
5	43.417	34.552	22.913	11.158	15.710	2'07.750	296.7	8:58'16.839
6	32.203	31.904	21.677	11.196	15.566	1'52.546	295.9	9:00'09.385

9° 50 S. GUINTOLI (1'52.564)								
Lap	Seg. 1	Seg. 2	Seg. 3	Seg. 4	Seg. 5	Lap Time	km/h	Local Time
1	33.868	35.140	23.777	11.439	16.299	1'54.431	294.3	8:48'58.979
2	32.309	32.397	22.312	11.026	15.828	1'55.431	300.8	8:50'54.410
3	32.126	32.039	21.937	11.023	15.771	1'53.079	300.0	8:52'47.489
4	32.126	31.865	21.939	11.060	15.674	1'52.564	306.8	8:54'40.053
5	32.273	32.152	22.152	11.008	15.844	1'53.429	297.5	8:56'33.482
6	32.729	32.025	22.035	11.009	15.805	1'53.603	301.7	8:58'27.085
7	32.253	31.969	21.937	11.035	15.760	1'52.954	300.0	9:00'20.039

10° 2 L. CAMIER (1'52.770)								
Lap	Seg. 1	Seg. 2	Seg. 3	Seg. 4	Seg. 5	Lap Time	km/h	Local Time
1	35.639	35.877	23.913	11.515	16.267	1'58.358	288.0	8:47'14.181
2	36.270	32.937	22.629	11.313	15.840	1'58.358	293.5	8:49'12.539
3	32.153	32.553	22.087	11.279	15.856	1'58.045	291.9	8:51'10.584
4	32.153	31.848	21.876	11.232	15.661	1'52.770	294.3	8:53'03.354
5	32.299	31.946	22.030	11.257	15.689	1'53.054	291.9	8:54'06.408
6	32.299	32.084	22.028	11.221	15.673	1'53.305	292.7	8:56'49.713
7	33.206	32.525	22.413	11.321	15.740	1'55.205	291.1	8:58'44.918
7	33.553	32.140	21.983	11.285	15.634	1'54.595	291.9	9:00'39.513

11° 22 A. LOWES (1'53.044)								
Lap	Seg. 1	Seg. 2	Seg. 3	Seg. 4	Seg. 5	Lap Time	km/h	Local Time
1	41.740	39.256	24.672	12.350	16.010	2'07.018	287.2	8:49'10.313
2	32.680	35.081	23.003	11.263	15.931	1'58.207	299.2	8:51'17.331
3	32.426	32.375	22.393	11.151	15.586	1'54.185	297.5	8:53'11.516
4	32.361	32.152	27.704	12.638	16.329	2'01.249	288.8	8:55'12.765
5	32.361	31.911	22.152	11.151	15.576	1'53.151	299.2	8:57'05.916
6	32.179	31.868	22.288	11.167	15.542	1'53.044	298.3	8:58'58.960
7	48.652	32.794	22.153	11.159	15.566	2'10.324	301.7	9:01'09.284

12° 21 M. REITERBERGER (1'53.329)								
Lap	Seg. 1	Seg. 2	Seg. 3	Seg. 4	Seg. 5	Lap Time	km/h	Local Time
1	37.201	36.113	25.056	11.673	17.205	2'01.441	288.8	8:47'41.118
2	34.703	33.959	22.852	11.267	16.162	1'56.929	301.7	8:49'42.559
3	32.773	32.568	22.411	11.255	15.992	1'56.92		



Aragon Round, 1-2-3 April 2016

World Superbike - Chronological Analysis Free Practice 3rd Session

1	36.430	40.196	24.535	13.050	22.620	2'16.831 P	270.0	8:49'19.174
2	3'54.102	33.978	23.150	11.276	16.203	5'18.709 P	295.9	8:54'37.883
3	33.529	33.033	22.721	11.115	16.025	1'56.423	295.1	8:56'34.306
4	33.047	32.346	22.539	11.109	16.053	1'55.094	295.9	8:58'29.400
5	33.112	32.591	22.026	11.647	16.004	1'55.380	292.7	9:00'24.780

17° 32 L. SAVADORI (1'55.104)								
Lap	Seg. 1	Seg. 2	Seg. 3	Seg. 4	Seg. 5	Lap Time	km/h	Local Time
1		37.072	24.073	11.020	16.374	306.8	8:48'17.772	
2	33.208	32.674	22.817	11.161	16.049	1'55.909	302.5	8:50'13.681
3	36.438	34.411	23.045	11.193	16.215	2'01.302	300.8	8:52'14.983
4	33.017	32.565	22.384	11.121	16.017	1'55.104	301.7	8:54'10.087
5	35.051	36.687	22.981	11.293	23.159	2'09.171 P	297.5	8:56'19.258
6	3'52.999	33.532	23.300	11.800	16.254	5'17.885 P	295.9	9:01'37.143

18° 94 M. LUSSIANA (1'55.142)								
Lap	Seg. 1	Seg. 2	Seg. 3	Seg. 4	Seg. 5	Lap Time	km/h	Local Time
1		36.642	24.354	11.641	16.933	282.0	8:47'35.856	
2	33.969	33.451	22.872	11.381	19.561	2'01.234	288.0	8:49'37.090
3	34.997	33.265	22.628	11.591	16.363	1'58.844	287.2	8:51'35.934
4	33.282	32.950	22.729	11.459	16.467	1'56.887	287.2	8:53'32.821
5	33.176	32.854	22.412	11.416	16.054	1'55.912	286.5	8:55'28.733
6	33.014	32.534	22.975	12.304	17.022	1'57.849		8:57'26.582
7	32.908	32.404	22.317	11.408	16.105	1'55.142	289.5	8:59'21.724
8	32.721	32.811	22.326	11.549	16.057	1'55.464	290.3	9:01'17.188

19° 11 S. AL SULAITI (1'55.950)								
Lap	Seg. 1	Seg. 2	Seg. 3	Seg. 4	Seg. 5	Lap Time	km/h	Local Time
1		34.697	23.379	11.570	16.671	285.0	8:47'49.645	
2	33.304	32.458	22.885	11.390	16.348	1'56.385	288.0	8:49'46.030
3	33.151	32.450	22.730	11.352	16.267	1'55.950	291.9	8:51'41.980
4	33.058	32.616	22.759	11.471	16.265	1'56.169	286.5	8:53'38.149

20° 17 K. ABRAHAM (1'56.500)								
Lap	Seg. 1	Seg. 2	Seg. 3	Seg. 4	Seg. 5	Lap Time	km/h	Local Time
1		35.755	24.620	11.499	16.769	297.5	8:47'03.330	
2	42.390	34.341	23.613	11.338	16.260	2'07.942	299.2	8:49'11.272
3	38.868	33.425	23.322	13.580	28.654	2'17.849 P		8:51'29.121
4	6'00.823	34.906	23.428	11.452	16.418	7'27.027 P	297.5	8:58'56.148
5	34.005	32.615	22.538	11.211	16.131	1'56.500	300.0	9:00'52.648

21° 15 A. DE ANGELIS (1'56.820)								
Lap	Seg. 1	Seg. 2	Seg. 3	Seg. 4	Seg. 5	Lap Time	km/h	Local Time
1		37.073	24.689	11.275	16.652	297.5	8:48'17.990	
2	33.615	32.757	22.966	11.258	16.224	1'56.820	302.5	8:50'14.810
3	33.985	33.536	22.986	11.134	22.580	2'04.221 P	298.3	8:52'19.031
4	6'14.341	34.240	23.733	11.155	16.464	7'39.933 P	305.1	8:59'58.964
5	38.824	34.285	23.336	11.179	16.466	2'04.090	304.2	9:02'03.054

22° 9 D. SCHMITTER (1'57.867)								
Lap	Seg. 1	Seg. 2	Seg. 3	Seg. 4	Seg. 5	Lap Time	km/h	Local Time
1		35.003	24.034	11.610	17.232	288.0	8:47'21.007	
2	34.396	33.999	23.266	11.641	16.712	2'00.014	288.8	8:49'21.021
3	34.196	33.876	23.174	11.549	16.836	1'59.631	286.5	8:51'20.652
4	33.893	33.408	23.062	11.398	16.637	1'58.398	287.2	8:53'19.050
5	33.506	34.518	23.108	11.507	16.775	1'59.414	286.5	8:55'18.464
6	35.391	33.812	23.015	11.480	16.689	2'00.387	287.2	8:57'18.851
7	33.910	33.582	23.058	11.525	16.573	1'58.648	288.0	8:59'17.499
8	33.809	33.225	22.904	11.502	16.427	1'57.867	287.2	9:01'15.366

23° 56 P. SEBESTYÉN (1'57.925)								
Lap	Seg. 1	Seg. 2	Seg. 3	Seg. 4	Seg. 5	Lap Time	km/h	Local Time
1		35.320	24.745	11.445	17.196	283.5	8:47'26.808	
2	37.680	34.122	23.375	11.655	16.731	2'03.563	284.2	8:49'30.371
3	34.715	33.752	23.108	11.516	16.641	1'59.732	285.7	8:51'30.103
4	34.120	33.505	23.111	11.351	16.529	1'58.616	286.5	8:53'28.719
5	33.942	33.230	22.991	11.264	16.498	1'57.925	285.7	8:55'26.644
6	33.875	33.408	23.186	13.050	23.156	2'06.675		8:57'33.319
7	39.850	35.839	23.333	11.404	16.644	2'07.070	286.5	8:59'40.389
8	33.787	33.374	23.160	11.290	16.437	1'58.048	288.0	9:01'38.437

24° 16 J. HOOK (1'58.333)								
Lap	Seg. 1	Seg. 2	Seg. 3	Seg. 4	Seg. 5	Lap Time	km/h	Local Time
1		36.442	24.828	11.400	17.747	286.5	8:47'16.793	
2	35.840	34.558	24.109	11.357	17.334	2'03.198	287.2	8:49'19.991
3	35.457	33.971	23.467	11.310	17.119	2'01.324	291.1	8:51'21.315
4	34.079	33.538	23.205	11.282	16.855	1'58.959	288.8	8:53'20.274
5	33.706	33.369	23.209	11.256	16.793	1'58.333	288.8	8:55'18.607
6	35.166	35.592	25.567	14.879	28.859	2'20.063 P		8:57'38.670

P = Pits In/Out - C = Lap-Time Cancelled

