

MotorLand Aragon 5.077 m

1 / 2

## Aragon Round, 1-2-3 April 2016 World Superbike - Results Warm-Up

No.	Rider	Nat	Team	Bike	Time	Gap	Rel.	Laps	Speed	
									Avg	Max
1	7 C. DAVIES	GBR	Aruba.it Racing - Ducati	Ducati 1199 Panigale R	<b>1'50.748</b>			7	165,034	<b>302,5</b>
2	66 T. SYKES	GBR	Kawasaki Racing Team	Kawasaki ZX-10R	<b>1'51.152</b>	0.404	0.404	6	164,434	<b>298,3</b>
3	12 X. FORÉS	ESP	Barni Racing Team	Ducati 1199 Panigale R	<b>1'51.532</b>	0.784	0.380	7	163,874	<b>299,2</b>
4	22 A. LOWES	GBR	Pata Yamaha Official WorldSBK Team	Yamaha YZF R1	<b>1'51.704</b>	0.956	0.172	7	163,622	<b>301,7</b>
5	1 J. REA	GBR	Kawasaki Racing Team	Kawasaki ZX-10R	<b>1'51.731</b>	0.983	0.027	7	163,582	<b>304,2</b>
6	34 D. GIUGLIANO	ITA	Aruba.it Racing - Ducati	Ducati 1199 Panigale R	<b>1'51.854</b>	1.106	0.123	7	163,402	<b>296,7</b>
7	50 S. GUINTOLI	FRA	Pata Yamaha Official WorldSBK Team	Yamaha YZF R1	<b>1'51.918</b>	1.170	0.064	7	163,309	<b>302,5</b>
8	32 L. SAVADORI	ITA	IodaRacing Team	Aprilia RSV4 RF	<b>1'52.037</b>	1.289	0.119	7	163,135	<b>302,5</b>
9	60 M. VAN DER MARK	NED	Honda World Superbike Team	Honda CBR1000RR SP	<b>1'52.092</b>	1.344	0.055	5	163,055	<b>305,9</b>
10	69 N. HAYDEN	USA	Honda World Superbike Team	Honda CBR1000RR SP	<b>1'52.145</b>	1.397	0.053	7	162,978	<b>301,7</b>
11	17 K. ABRAHAM	CZE	Milwaukee BMW	BMW S1000 RR	<b>1'52.504</b>	1.756	0.359	6	162,458	<b>300,0</b>
12	15 A. DE ANGELIS	RSM	IodaRacing Team	Aprilia RSV4 RF	<b>1'52.660</b>	1.912	0.156	7	162,233	<b>307,7</b>
13	21 M. REITERBERGER	GER	Althea BMW Racing Team	BMW S1000 RR	<b>1'52.682</b>	1.934	0.022	7	162,202	<b>303,4</b>
14	151 M. BAIOTTO	ITA	VFT Racing	Ducati 1199 Panigale R	<b>1'53.081</b>	2.333	0.399	7	161,629	<b>294,3</b>
15	40 R. RAMOS	ESP	Team GoEleven	Kawasaki ZX-10R	<b>1'53.127</b>	2.379	0.046	7	161,564	<b>294,3</b>
16	25 J. BROOKES	AUS	Milwaukee BMW	BMW S1000 RR	<b>1'53.155</b>	2.407	0.028	7	161,524	<b>300,0</b>
17	20 S. BARRIER	FRA	Pedercini Racing	Kawasaki ZX-10R	<b>1'53.629</b>	2.881	0.474	7	160,850	<b>294,3</b>
18	94 M. LUSSIANA	FRA	Team ASP1	BMW S1000 RR	<b>1'53.765</b>	3.017	0.136	7	160,657	<b>288,8</b>
19	81 J. TORRES	ESP	Althea BMW Racing Team	BMW S1000 RR	<b>1'53.787</b>	3.039	0.022	6	160,626	<b>305,9</b>
20	11 S. AL SULAITI	QAT	Pedercini Racing	Kawasaki ZX-10R	<b>1'55.644</b>	4.896	1.857	7	158,047	<b>287,2</b>
21	9 D. SCHMITTER	SUI	Grillini Racing Team	Kawasaki ZX-10R	<b>1'55.882</b>	5.134	0.238	7	157,723	<b>286,5</b>
22	56 P. SEBESTYÉN	HUN	Team Tóth	Yamaha YZF R1	<b>1'55.965</b>	5.217	0.083	7	157,610	<b>288,0</b>
23	16 J. HOOK	AUS	Grillini Racing Team	Kawasaki ZX-10R	<b>1'56.634</b>	5.886	0.669	6	156,706	<b>287,2</b>
24	10 I. TÓTH	HUN	Team Tóth	Yamaha YZF R1	<b>1'58.482</b>	7.734	1.848	7	154,261	<b>288,8</b>

AIR	Humidity:	51%	Temp:	14°C
TRACK	Condition:	Dry	Temp:	16°C

Lap Record:	2016 T.Sykes	1'49.374	167,110	Km/h
Best Lap:	2016 T.Sykes	1'49.374	167,110	Km/h

Start 09:25  
End 09:43

The results are provisional until the end of the time limit for protests and appeals and the completion of the technical checks.

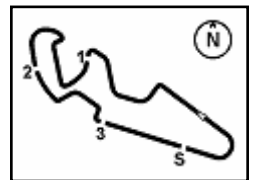
FCR PERDORA TIMING



Official Tyre Supplier



Official Timekeeper



## Aragon Round, 1-2-3 April 2016 World Superbike - Results Warm-Up

### Session Highlights

09.25.07		Start
09.30.05	Torres	Crashed - Rider OK - Turn 5
09.30.53	Torres	Re-joined
09.43.03		End Of Session

### Fastest Laps Sequence

No.	Rider	Nat	Team	Bike	Local Time	Time	Gap	Avg
40	R. RAMOS	ESP	Team GoEleven	Kawasaki ZX-10R	09:28'53.411	<b>1'53.811</b>		160,593
94	M. LUSSIANA	FRA	Team ASPI	BMW S1000 RR	09:28'57.571	<b>1'53.765</b>	-0.046	160,657
15	A. DE ANGELIS	RSM	IodaRacing Team	Aprilia RSV4 RF	09:28'58.574	<b>1'53.494</b>	-0.271	161,041
32	L. SAVADORI	ITA	IodaRacing Team	Aprilia RSV4 RF	09:29'01.217	<b>1'52.417</b>	-1.077	162,584
60	M. VAN DER MARK	NED	Honda World Superbike Team	Honda CBR1000RR SP	09:29'19.366	<b>1'52.381</b>	-0.036	162,636
1	J. REA	GBR	Kawasaki Racing Team	Kawasaki ZX-10R	09:29'20.844	<b>1'51.929</b>	-0.452	163,293
7	C. DAVIES	GBR	Aruba.it Racing - Ducati	Ducati 1199 Panigale R	09:30'10.956	<b>1'51.410</b>	-0.519	164,053
7	C. DAVIES	GBR	Aruba.it Racing - Ducati	Ducati 1199 Panigale R	09:32'01.950	<b>1'50.994</b>	-0.416	164,668
7	C. DAVIES	GBR	Aruba.it Racing - Ducati	Ducati 1199 Panigale R	09:33'52.698	<b>1'50.748</b>	-0.246	165,034

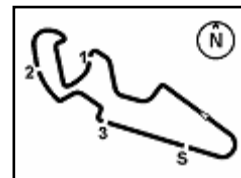
03/04/2016 Start  
09:25

End  
09:43

The results are provisional until the end of the time limit for protests and appeals and the completion of the technical checks.

FCR PERDIA TIMING




**Aragon Round, 1-2-3 April 2016**
**World Superbike - Best Sector & Speed Warm-Up**

MotorLand Aragon 5.077 m

**Best Lap**

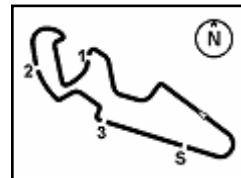
1	7 C. DAVIES	Ducati 1199 Panigale R	1'50.748
2	66 T. SYKES	Kawasaki ZX-10R	1'51.152
3	12 X. FORÉS	Ducati 1199 Panigale R	1'51.532
4	22 A. LOWES	Yamaha YZF R1	1'51.704
5	1 J. REA	Kawasaki ZX-10R	1'51.731
6	34 D. GIUGLIANO	Ducati 1199 Panigale R	1'51.854
7	50 S. GUINTOLI	Yamaha YZF R1	1'51.918
8	32 L. SAVADORI	Aprilia RSV4 RF	1'52.037
9	60 M. VAN DER MARK	Honda CBR1000RR SP	1'52.092
10	69 N. HAYDEN	Honda CBR1000RR SP	1'52.145
11	17 K. ABRAHAM	BMW S1000 RR	1'52.504
12	15 A. DE ANGELIS	Aprilia RSV4 RF	1'52.660
13	21 M. REITERBERGER	BMW S1000 RR	1'52.682
14	151 M. BAIOTTO	Ducati 1199 Panigale R	1'53.081
15	40 R. RAMOS	Kawasaki ZX-10R	1'53.127
16	25 J. BROOKES	BMW S1000 RR	1'53.155
17	20 S. BARRIER	Kawasaki ZX-10R	1'53.629
18	94 M. LUSSIANA	BMW S1000 RR	1'53.765
19	81 J. TORRES	BMW S1000 RR	1'53.787
20	11 S. AL SULAITI	Kawasaki ZX-10R	1'55.644
21	9 D. SCHMITTER	Kawasaki ZX-10R	1'55.882
22	56 P. SEBESTYÉN	Yamaha YZF R1	1'55.965
23	16 J. HOOK	Kawasaki ZX-10R	1'56.634
24	10 I. TÓTH	Yamaha YZF R1	1'58.482

**Top Speeds**

1	15 A. DE ANGELIS	Aprilia RSV4 RF	307.7
2	60 M. VAN DER MARK	Honda CBR1000RR SP	305.9
3	81 J. TORRES	BMW S1000 RR	305.9
4	1 J. REA	Kawasaki ZX-10R	304.2
5	21 M. REITERBERGER	BMW S1000 RR	303.4
6	32 L. SAVADORI	Aprilia RSV4 RF	302.5
7	50 S. GUINTOLI	Yamaha YZF R1	302.5
8	7 C. DAVIES	Ducati 1199 Panigale R	302.5
9	22 A. LOWES	Yamaha YZF R1	301.7
10	69 N. HAYDEN	Honda CBR1000RR SP	301.7
11	17 K. ABRAHAM	BMW S1000 RR	300.0
12	25 J. BROOKES	BMW S1000 RR	300.0
13	12 X. FORÉS	Ducati 1199 Panigale R	299.2
14	66 T. SYKES	Kawasaki ZX-10R	298.3
15	34 D. GIUGLIANO	Ducati 1199 Panigale R	296.7
16	40 R. RAMOS	Kawasaki ZX-10R	294.3
17	151 M. BAIOTTO	Ducati 1199 Panigale R	294.3
18	20 S. BARRIER	Kawasaki ZX-10R	294.3
19	94 M. LUSSIANA	BMW S1000 RR	288.8
20	10 I. TÓTH	Yamaha YZF R1	288.8
21	56 P. SEBESTYÉN	Yamaha YZF R1	288.0
22	16 J. HOOK	Kawasaki ZX-10R	287.2
23	11 S. AL SULAITI	Kawasaki ZX-10R	287.2
24	9 D. SCHMITTER	Kawasaki ZX-10R	286.5

Seg. 1		Seg. 2		Seg. 3		Seg. 4		Seg. 5	
1	7 C. DAVIES 31.737	1	66 T. SYKES 31.202	1	7 C. DAVIES 21.361	1	60 M. VAN DER MAR 10.863	1	22 A. LOWES 15.295
2	66 T. SYKES 31.756	2	7 C. DAVIES 31.260	2	66 T. SYKES 21.498	2	15 A. DE ANGELIS 10.886	2	7 C. DAVIES 15.330
3	22 A. LOWES 31.823	3	1 J. REA 31.311	3	12 X. FORÉS 21.520	3	1 J. REA 10.960	3	12 X. FORÉS 15.379
4	34 D. GIUGLIANO 31.888	4	22 A. LOWES 31.502	4	1 J. REA 21.586	4	69 N. HAYDEN 10.968	4	66 T. SYKES 15.423
5	12 X. FORÉS 31.949	5	34 D. GIUGLIANO 31.526	5	32 L. SAVADORI 21.648	5	25 J. BROOKES 10.971	5	34 D. GIUGLIANO 15.486
6	50 S. GUINTOLI 31.988	6	60 M. VAN DER MAR 31.554	6	69 N. HAYDEN 21.692	6	7 C. DAVIES 10.976	6	32 L. SAVADORI 15.513
7	60 M. VAN DER MAR 31.989	7	17 K. ABRAHAM 31.568	7	34 D. GIUGLIANO 21.697	7	50 S. GUINTOLI 10.982	7	69 N. HAYDEN 15.526
8	1 J. REA 32.026	8	12 X. FORÉS 31.570	8	17 K. ABRAHAM 21.716	8	32 L. SAVADORI 10.991	8	50 S. GUINTOLI 15.533
9	21 M. REITERBERG 32.046	9	32 L. SAVADORI 31.574	9	60 M. VAN DER MAR 21.716	9	12 X. FORÉS 11.011	9	60 M. VAN DER MAR 15.547
10	69 N. HAYDEN 32.064	10	50 S. GUINTOLI 31.610	10	21 M. REITERBERG 21.741	10	81 J. TORRES 11.048	10	1 J. REA 15.572
11	40 R. RAMOS 32.148	11	15 A. DE ANGELIS 31.639	11	50 S. GUINTOLI 21.748	11	22 A. LOWES 11.056	11	25 J. BROOKES 15.580
12	17 K. ABRAHAM 32.169	12	21 M. REITERBERG 31.680	12	151 M. BAIOTTO 21.770	12	34 D. GIUGLIANO 11.090	12	15 A. DE ANGELIS 15.586
13	25 J. BROOKES 32.188	13	69 N. HAYDEN 31.703	13	15 A. DE ANGELIS 21.848	13	17 K. ABRAHAM 11.097	13	17 K. ABRAHAM 15.648
14	32 L. SAVADORI 32.216	14	40 R. RAMOS 31.841	14	25 J. BROOKES 21.851	14	66 T. SYKES 11.107	14	40 R. RAMOS 15.653
15	151 M. BAIOTTO 32.310	15	151 M. BAIOTTO 31.911	15	20 S. BARRIER 21.885	15	40 R. RAMOS 11.139	15	21 M. REITERBERG 15.667
16	15 A. DE ANGELIS 32.338	16	25 J. BROOKES 32.004	16	40 R. RAMOS 21.887	16	21 M. REITERBERG 11.153	16	20 S. BARRIER 15.684
17	94 M. LUSSIANA 32.358	17	94 M. LUSSIANA 32.047	17	22 A. LOWES 21.910	17	151 M. BAIOTTO 11.226	17	151 M. BAIOTTO 15.772
18	81 J. TORRES 32.373	18	20 S. BARRIER 32.134	18	94 M. LUSSIANA 22.015	18	20 S. BARRIER 11.254	18	81 J. TORRES 15.789
19	20 S. BARRIER 32.377	19	81 J. TORRES 32.143	19	81 J. TORRES 22.144	19	94 M. LUSSIANA 11.257	19	94 M. LUSSIANA 15.836
20	11 S. AL SULAITI 33.030	20	11 S. AL SULAITI 32.320	20	9 D. SCHMITTER 22.261	20	56 P. SEBESTYÉN 11.282	20	9 D. SCHMITTER 16.136
21	9 D. SCHMITTER 33.072	21	56 P. SEBESTYÉN 32.508	21	11 S. AL SULAITI 22.361	21	16 J. HOOK 11.355	21	56 P. SEBESTYÉN 16.188
22	56 P. SEBESTYÉN 33.187	22	9 D. SCHMITTER 32.532	22	56 P. SEBESTYÉN 22.484	22	11 S. AL SULAITI 11.403	22	16 J. HOOK 16.209
23	16 J. HOOK 33.210	23	16 J. HOOK 32.967	23	16 J. HOOK 22.694	23	9 D. SCHMITTER 11.465	23	11 S. AL SULAITI 16.225
24	10 I. TÓTH 34.017	24	10 I. TÓTH 33.453	24	10 I. TÓTH 22.953	24	10 I. TÓTH 11.500	24	10 I. TÓTH 16.369
		25	2 L. CAMIER 39.337	25	2 L. CAMIER 26.031	25	2 L. CAMIER 16.704		





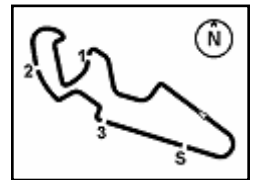
MotorLand Aragon 5.077 m

1 / 1

## Aragon Round, 1-2-3 April 2016

### World Superbike - Ideal Times Warm-Up

No.	Rider	Nat	Bike	Seg. 1 Diff. 1	Seg. 2 Diff. 2	Seg. 3 Diff. 3	Seg. 4 Diff. 4	Seg. 5 Diff. 5	Ideal Time Best Lap	Pos.	Diff.
1	<b>7 C. DAVIES</b>	GBR	Ducati 1199 Panigale R	<b>31.737</b>	31.260 0.006	<b>21.361</b>	10.976 0.059	15.330 0.019	<b>1'50.664</b> 1'50.748	1	0.084
2	<b>66 T. SYKES</b>	GBR	Kawasaki ZX-10R	31.756	<b>31.202</b>	21.498	11.107 0.076	15.423 0.090	<b>1'50.986</b> 1'51.152	2	0.166
3	<b>12 X. FORÉS</b>	ESP	Ducati 1199 Panigale R	31.949	31.570	21.520 0.011	11.011 0.081	15.379 0.011	<b>1'51.429</b> 1'51.532	3	0.103
4	<b>1 J. REA</b>	GBR	Kawasaki ZX-10R	32.026	31.311 0.123	21.586 0.045	10.960 0.108	15.572	<b>1'51.455</b> 1'51.731	5	0.276
5	<b>22 A. LOWES</b>	GBR	Yamaha YZF R1	31.823	31.502	21.910 0.091	11.056 0.027	<b>15.295</b>	<b>1'51.586</b> 1'51.704	4	0.118
6	<b>60 M. VAN DER MARK</b>	NED	Honda CBR1000RR SP	31.989	31.554 0.258	21.716	<b>10.863</b> 0.122	15.547 0.043	<b>1'51.669</b> 1'52.092	9	0.423
7	<b>34 D. GIUGLIANO</b>	ITA	Ducati 1199 Panigale R	31.888 0.012	31.526 0.080	21.697 0.024	11.090 0.019	15.486 0.032	<b>1'51.687</b> 1'51.854	6	0.167
8	<b>50 S. GUINTOLI</b>	FRA	Yamaha YZF R1	31.988	31.610	21.748	10.982 0.057	15.533	<b>1'51.861</b> 1'51.918	7	0.057
9	<b>32 L. SAVADORI</b>	ITA	Aprilia RSV4 RF	32.216	31.574	21.648	10.991 0.095	15.513	<b>1'51.942</b> 1'52.037	8	0.095
10	<b>69 N. HAYDEN</b>	USA	Honda CBR1000RR SP	32.064	31.703 0.035	21.692 0.011	10.968 0.093	15.526 0.053	<b>1'51.953</b> 1'52.145	10	0.192
11	<b>17 K. ABRAHAM</b>	CZE	BMW S1000 RR	32.169	31.568	21.716 0.224	11.097	15.648 0.082	<b>1'52.198</b> 1'52.504	11	0.306
12	<b>21 M. REITERBERGER</b>	GER	BMW S1000 RR	32.046 0.284	31.680	21.741 0.084	11.153 0.027	15.667	<b>1'52.287</b> 1'52.682	13	0.395
13	<b>15 A. DE ANGELIS</b>	RSM	Aprilia RSV4 RF	32.338	31.639 0.030	21.848	10.886 0.210	15.586 0.123	<b>1'52.297</b> 1'52.660	12	0.363
14	<b>25 J. BROOKES</b>	AUS	BMW S1000 RR	32.188 0.335	32.004 0.030	21.851	10.971 0.168	15.580 0.028	<b>1'52.594</b> 1'53.155	16	0.561
15	<b>40 R. RAMOS</b>	ESP	Kawasaki ZX-10R	32.148 0.115	31.841 0.155	21.887 0.110	11.139 0.079	15.653	<b>1'52.668</b> 1'53.127	15	0.459
16	<b>151 M. BAIOTTO</b>	ITA	Ducati 1199 Panigale R	32.310	31.911	21.770	11.226 0.059	15.772 0.033	<b>1'52.989</b> 1'53.081	14	0.092
17	<b>20 S. BARRIER</b>	FRA	Kawasaki ZX-10R	32.377	32.134 0.295	21.885	11.254	15.684	<b>1'53.334</b> 1'53.629	17	0.295
18	<b>81 J. TORRES</b>	ESP	BMW S1000 RR	32.373 0.143	32.143	22.144	11.048 0.108	15.789 0.039	<b>1'53.497</b> 1'53.787	19	0.290
19	<b>94 M. LUSSIANA</b>	FRA	BMW S1000 RR	32.358 0.217	32.047	22.015	11.257 0.035	15.836	<b>1'53.513</b> 1'53.765	18	0.252
20	<b>11 S. AL SULAITI</b>	QAT	Kawasaki ZX-10R	33.030 0.066	32.320 0.045	22.361	11.403 0.140	16.225 0.054	<b>1'55.339</b> 1'55.644	20	0.305
21	<b>9 D. SCHMITTER</b>	SUI	Kawasaki ZX-10R	33.072 0.202	32.532	22.261	11.465 0.169	16.136 0.045	<b>1'55.466</b> 1'55.882	21	0.416
22	<b>56 P. SEBESTYÉN</b>	HUN	Yamaha YZF R1	33.187 0.231	32.508 0.034	22.484 0.051	11.282	16.188	<b>1'55.649</b> 1'55.965	22	0.316
23	<b>16 J. HOOK</b>	AUS	Kawasaki ZX-10R	33.210	32.967	22.694 0.004	11.355 0.050	16.209 0.145	<b>1'56.435</b> 1'56.634	23	0.199
24	<b>10 I. TÓTH</b>	HUN	Yamaha YZF R1	34.017	33.453	22.953 0.154	11.500	16.369 0.036	<b>1'58.292</b> 1'58.482	24	0.190
<b>Overall Ideal Time</b>				<b>31.737</b>	<b>31.202</b>	<b>21.361</b>	<b>10.863</b>	<b>15.295</b>	<b>1'50.458</b>		



MotorLand Aragon 5.077 m

## Aragon Round, 1-2-3 April 2016

### World Superbike - Chronological Analysis Warm-Up

#### 1° 7 C. DAVIES (1'50.748)

Lap	Seg. 1	Seg. 2	Seg. 3	Seg. 4	Seg. 5	Lap Time	km/h	Local Time
1	32.214	33.183	22.859	11.478	15.668	1'51.410	294.3	9:28'19.546
2	31.797	31.272	21.501	11.006	15.418	1'50.994	299.2	9:30'10.956
3	<b>31.737</b>	31.266	<b>21.361</b>	11.035	15.349	<b>1'50.748</b>	300.0	9:33'52.698
4	32.130	31.499	21.458	11.051	15.492	1'51.630	299.2	9:35'44.328
5	<b>31.737</b>	31.422	21.402	11.066	15.514	1'51.141	299.2	9:37'35.469
6	32.112	31.566	21.481	11.065	15.541	1'51.765	301.7	9:39'27.234
7	32.332	31.597	21.621	<b>10.976</b>	15.534	1'52.060	<b>302.5</b>	9:41'19.294

#### 2° 66 T. SYKES (1'51.152)

Lap	Seg. 1	Seg. 2	Seg. 3	Seg. 4	Seg. 5	Lap Time	km/h	Local Time
1	32.339	32.871	22.393	15.259	16.301	1'52.600	265.4	9:28'43.223
2	<b>31.756</b>	<b>31.884</b>	21.663	11.148	15.566	1'51.152	297.5	9:30'35.823
3	31.797	31.381	21.691	11.112	15.484	1'51.465	295.9	9:32'26.975
4	31.809	31.299	21.555	11.171	<b>15.423</b>	1'51.257	<b>298.3</b>	9:34'18.440
5	31.916	31.788	30.826	11.154	15.681	2'01.365	296.7	9:36'09.697
6	32.148	31.478	21.503	<b>11.107</b>	15.467	1'51.703	<b>298.3</b>	9:38'11.062
7								9:40'02.765

#### 3° 12 X. FORÉS (1'51.532)

Lap	Seg. 1	Seg. 2	Seg. 3	Seg. 4	Seg. 5	Lap Time	km/h	Local Time
1	32.530	35.506	23.210	11.221	15.798	1'52.395	298.3	9:27'51.734
2	32.206	31.772	21.625	11.066	<b>15.379</b>	1'52.048	296.7	9:29'44.129
3	<b>31.949</b>	<b>31.570</b>	21.531	11.092	15.390	1'51.532	296.7	9:31'36.177
4	40.569	33.442	22.011	11.108	15.484	2'02.614	298.3	9:33'27.709
5	35.705	33.452	22.051	11.164	15.548	1'57.920	297.5	9:35'30.323
6	32.036	31.622	<b>21.520</b>	11.139	15.534	1'51.851	<b>299.2</b>	9:37'28.243
7	<b>31.949</b>	31.575	21.672	11.381	15.542	1'52.119	297.5	9:39'20.094
8								9:41'12.213

#### 4° 22 A. LOWES (1'51.704)

Lap	Seg. 1	Seg. 2	Seg. 3	Seg. 4	Seg. 5	Lap Time	km/h	Local Time
1	32.009	33.527	22.650	11.258	15.487	1'52.087	297.5	9:27'30.362
2	<b>31.823</b>	<b>31.502</b>	22.001	11.083	<b>15.295</b>	1'51.704	<b>300.8</b>	9:29'22.449
3	37.935	38.417	22.871	11.244	15.433	2'05.900	295.1	9:31'14.153
4	32.696	31.894	21.997	11.217	15.499	1'53.303	295.1	9:33'20.053
5	32.259	31.618	22.162	11.220	15.527	1'52.786	296.7	9:35'13.356
6	32.217	32.058	<b>21.910</b>	11.269	15.627	1'53.081	297.5	9:37'06.142
7	32.425	35.916	22.290	11.229	15.754	1'57.614	298.3	9:38'59.233
8								9:40'56.837

#### 5° 1 J. REA (1'51.731)

Lap	Seg. 1	Seg. 2	Seg. 3	Seg. 4	Seg. 5	Lap Time	km/h	Local Time
1	32.180	33.949	22.503	11.191	15.860	1'51.929	299.2	9:27'28.915
2	32.253	31.397	22.140	11.073	15.731	1'52.494	<b>304.2</b>	9:29'20.844
3	32.096	31.382	22.011	<b>10.960</b>	15.686	1'52.135	301.7	9:31'13.338
4	33.087	31.844	21.923	11.199	16.028	1'54.081	297.5	9:33'05.473
5	<b>32.026</b>	31.434	21.631	11.068	<b>15.572</b>	1'51.731	300.8	9:34'59.554
6	34.030	33.390	23.034	12.205	15.784	1'58.443	295.1	9:36'51.285
7	32.084	31.628	<b>21.586</b>	11.020	15.622	1'51.940	301.7	9:38'49.728
8								9:40'41.668

#### 6° 34 D. GIUGLIANO (1'51.854)

Lap	Seg. 1	Seg. 2	Seg. 3	Seg. 4	Seg. 5	Lap Time	km/h	Local Time
1	32.066	32.497	22.323	11.236	<b>15.486</b>	1'51.956	294.3	9:28'35.941
2	31.900	<b>31.526</b>	21.709	11.090	15.565	1'51.854	294.3	9:30'27.897
3	31.888	31.606	21.721	11.109	15.518	1'51.854	294.3	9:32'19.751
4	31.899	31.649	21.722	11.092	15.596	1'51.947	<b>296.7</b>	9:34'11.698
5	32.016	31.719	21.770	11.101	15.529	1'52.018	294.3	9:36'03.716
6	32.016	33.073	29.344	11.174	15.783	2'01.390	294.3	9:38'05.106
7	32.160	31.825	<b>21.697</b>	11.171	15.566	1'52.419	294.3	9:39'57.525
8	42.356	34.218	26.057	34.003	26.796	2'43.430 P	282.7	9:42'40.955

#### 7° 50 S. GUINTOLI (1'51.918)

Lap	Seg. 1	Seg. 2	Seg. 3	Seg. 4	Seg. 5	Lap Time	km/h	Local Time
1	32.421	34.115	23.223	11.180	15.779	1'52.494	295.9	9:27'40.460
2	32.157	31.617	21.901	11.032	15.606	1'52.313	299.2	9:29'32.954
3	<b>31.988</b>	31.610	<b>21.748</b>	11.039	<b>15.533</b>	1'51.918	297.5	9:31'25.267
4	37.690	32.618	25.530	11.171	15.843	2'02.852	295.1	9:33'17.185
5	32.196	32.061	21.840	11.090	15.635	1'52.822	298.3	9:35'20.037
6	32.607	32.525	21.816	11.088	15.666	1'53.702	300.0	9:37'12.859
7	32.073	31.785	21.895	<b>10.982</b>	15.617	1'52.352	<b>302.5</b>	9:39'06.561
8								9:40'58.913

#### 8° 32 L. SAVADORI (1'52.037)

Lap	Seg. 1	Seg. 2	Seg. 3	Seg. 4	Seg. 5	Lap Time	km/h	Local Time
1	32.222	35.091	23.010	11.229	15.658	1'52.417	301.7	9:27'08.800
2		31.700	21.934	<b>10.991</b>	15.570	1'52.417	<b>302.5</b>	9:29'01.217

2	33.701	35.123	22.529	11.134	15.664	1'58.151	<b>302.5</b>	9:30'59.368
3	<b>32.216</b>	<b>31.574</b>	<b>21.648</b>	11.086	<b>15.513</b>	<b>1'52.037</b>	301.7	9:32'51.405
4	44.227	33.075	22.373	12.089	16.690	2'08.454	276.2	9:34'59.859
5	32.679	31.832	21.702	11.155	15.601	1'52.969	300.8	9:36'52.828
6	43.755	34.101	22.735	11.203	15.632	2'07.426	300.8	9:39'00.254
7	32.300	31.924	21.927	11.119	15.769	1'53.039	301.7	9:40'53.293

#### 9° 60 M. VAN DER MARK (1'52.092)

Lap	Seg. 1	Seg. 2	Seg. 3	Seg. 4	Seg. 5	Lap Time	km/h	Local Time
1	32.596	33.940	23.449	11.043	15.781	1'52.381	<b>298.3</b>	9:27'26.985
2	32.418	<b>31.554</b>	21.741	<b>10.863</b>	15.627	1'52.381	<b>305.9</b>	9:29'19.366
3	5'08.877	33.230	22.947	16.974	25.894	2'13.494 P		9:31'32.860
4	32.227	33.230	22.141	11.243	15.624	6'31.115 P	295.1	9:38'03.975
5	<b>31.989</b>	32.360	23.262	10.931	<b>15.547</b>	1'54.327	303.4	9:39'58.302
6		31.812	<b>21.716</b>	10.985	15.590	1'52.092	300.0	9:41'50.394

#### 10° 69 N. HAYDEN (1'52.145)

Lap	Seg. 1	Seg. 2	Seg. 3	Seg. 4	Seg. 5	Lap Time	km/h	Local Time
1	33.082	34.505	23.101	<b>10.968</b>	15.983	1'53.899	300.0	9:27'02.861
2	38.776	32.306	22.153	11.014	15.592	1'53.899	300.8	9:28'56.760
3	32.454	31.858	22.268	11.089	15.768	1'53.437	298.3	9:30'50.389
4	<b>32.064</b>	31.738	21.703	11.061	15.579	<b>1'52.145</b>	297.5	9:34'42.534
5	32.586	31.975	21.977	11.092	15.636	1'53.266	<b>301.7</b>	9:36'35.800
6	32.179	<b>31.703</b>	21.766	10.997	<b>15.526</b>	1'52.171	300.8	9:38'27.971
7	32.258	31.866	<b>21.692</b>	11.046	15.596	1'52.458	300.8	9:40'20.429

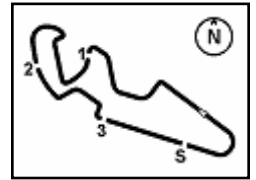
#### 11° 17 K. ABRAHAM (1'52.504)

Lap	Seg. 1	Seg. 2	Seg. 3	Seg. 4	Seg. 5	Lap Time	km/h	Local Time
1	37.303	33.901	23.629	11.202	16.039	1'53.899	300.0	9:26'58.693
2	3'25.504	33.650	22.969	17.817	18.431	2'14.908 P	260.2	9:29'13.601
3	32.318	31.724	22.101	11.123	<b>15.648</b>	1'52.914	<b>300.0</b>	9:36'04.886
4	<b>32.169</b>	<b>31.568</b>	21.940	<b>11.097</b>	15.730	<b>1'52.504</b>	297.5	9:37'57.390
5	32.417	31.762	21.853	11.149	15.670	1'52.851	298.3	9:39'50.241
6	32.202	31.797	<b>21.716</b>	11.188	15.736	1'52.639	297.5	9:41'42.880

#### 12° 15 A. DE ANGELIS (1'52.660)

Lap	Seg. 1	Seg. 2	Seg. 3	Seg. 4	Seg. 5	Lap Time	km/h	Local Time
1	32.644	33.522	23.777	11.031	15.949	1'53.494</		





## Aragon Round, 1-2-3 April 2016

### World Superbike - Chronological Analysis Warm-Up

16° 25 J. BROOKES (1'53.155)								
Lap	Seg. 1	Seg. 2	Seg. 3	Seg. 4	Seg. 5	Lap Time	km/h	Local Time
1	32.844	33.766	23.283	11.300	15.797	1'55.207	289.5	9:26'58.300
2	32.407	<b>32.004</b>	22.005	11.085	15.659	1'53.160	295.9	9:30'46.667
3	32.740	32.029	21.941	11.096	15.685	1'53.491	293.5	9:32'40.158
4	35.106	32.110	21.909	<b>10.971</b>	15.817	1'55.913	<b>300.0</b>	9:34'36.071
5	32.403	32.152	21.966	11.146	<b>15.580</b>	1'53.247	292.7	9:36'29.318
6	<b>32.188</b>	32.726	22.609	11.144	15.679	1'54.346	293.5	9:38'23.664
7	32.523	32.034	<b>21.851</b>	11.139	15.608	<b>1'53.155</b>	293.5	9:40'16.819

17° 20 S. BARRIER (1'53.629)								
Lap	Seg. 1	Seg. 2	Seg. 3	Seg. 4	Seg. 5	Lap Time	km/h	Local Time
1	32.732	34.493	23.325	11.308	15.926	291.9	291.9	9:27'49.389
2	<b>32.377</b>	32.429	22.211	11.325	15.814	1'54.390	291.9	9:29'43.779
3	32.496	32.141	21.918	11.433	15.764	1'53.752	291.9	9:33'31.160
4	32.670	<b>32.134</b>	21.969	11.391	15.802	1'53.966	291.9	9:35'25.126
5	32.522	32.387	22.024	11.409	15.796	1'54.138	291.9	9:37'19.264
6	33.033	32.525	22.396	11.330	15.866	1'55.150	293.5	9:39'14.414
7	32.907	32.572	22.279	11.384	16.007	1'55.149	<b>294.3</b>	9:41'09.563

18° 94 M. LUSSIANA (1'53.765)								
Lap	Seg. 1	Seg. 2	Seg. 3	Seg. 4	Seg. 5	Lap Time	km/h	Local Time
1	32.575	33.983	23.362	<b>11.257</b>	16.489	287.2	287.2	9:27'03.806
2	<b>32.358</b>	32.475	22.060	11.423	16.092	1'54.408	285.0	9:30'51.979
3	36.036	32.761	22.454	11.505	16.058	1'58.814	282.7	9:32'50.793
4	32.602	32.187	22.029	11.403	16.018	1'54.239	285.0	9:34'45.032
5	40.852	33.371	22.602	11.634	16.281	2'04.740	282.7	9:36'49.772
6	33.118	32.523	22.383	11.527	16.295	1'55.846	283.5	9:38'45.618
7	32.705	32.389	22.278	11.561	16.064	1'54.997	284.2	9:40'40.615

19° 81 J. TORRES (1'53.787)								
Lap	Seg. 1	Seg. 2	Seg. 3	Seg. 4	Seg. 5	Lap Time	km/h	Local Time
1	34.779	34.477	24.632	14.384	17.236	300.0	300.0	9:27'28.215
2	1'40.579	40.327	23.536	12.344	19.363	3'16.149	283.5	9:29'25.131
3	33.333	32.233	22.200	11.112	<b>15.789</b>	1'54.667	303.4	9:34'35.947
4	32.419	32.166	22.637	<b>11.048</b>	15.864	1'54.134	<b>305.9</b>	9:36'30.081
5	<b>32.373</b>	33.630	24.326	12.424	15.929	1'58.682	294.3	9:38'28.763
6	32.516	<b>32.143</b>	<b>22.144</b>	11.156	15.828	1'53.787	300.8	9:40'22.550

20° 11 S. AL SULAITI (1'55.644)								
Lap	Seg. 1	Seg. 2	Seg. 3	Seg. 4	Seg. 5	Lap Time	km/h	Local Time
1	33.158	33.607	23.424	11.532	16.615	283.5	283.5	9:28'03.770
2	<b>33.030</b>	32.488	22.585	<b>11.403</b>	16.341	1'55.975	286.5	9:29'59.745
3	33.072	32.509	22.574	11.474	16.455	1'56.042	284.2	9:31'55.787
4	33.141	<b>32.320</b>	22.647	11.421	16.338	1'55.798	285.0	9:33'51.585
5	33.096	32.472	22.439	11.447	<b>16.225</b>	1'55.724	<b>287.2</b>	9:35'47.309
6	33.096	32.365	<b>22.361</b>	11.543	16.279	1'55.644	285.0	9:37'42.953
7	33.076	32.636	22.653	11.484	16.343	1'56.192	285.0	9:39'39.145
8	33.300	32.564	22.473	11.506	16.240	1'56.083	286.5	9:41'35.228

21° 9 D. SCHMITTER (1'55.882)								
Lap	Seg. 1	Seg. 2	Seg. 3	Seg. 4	Seg. 5	Lap Time	km/h	Local Time
1	33.263	33.794	23.244	11.527	16.592	284.2	284.2	9:27'15.097
2	33.129	32.986	22.726	11.549	16.363	1'56.887	<b>286.5</b>	9:29'11.984
3	33.274	32.876	22.457	<b>11.465</b>	16.208	1'56.135	<b>286.5</b>	9:31'08.119
4	33.274	<b>32.532</b>	<b>22.261</b>	11.634	16.181	1'55.882	281.3	9:33'04.001
5	<b>33.072</b>	33.197	22.556	11.493	16.139	1'56.457	285.0	9:35'00.458
6	33.175	32.889	22.343	11.500	<b>16.136</b>	1'56.043	285.0	9:36'56.501
7	33.582	34.800	23.046	11.597	16.414	1'59.439	281.3	9:38'55.940
8	33.100	32.942	22.447	11.518	16.147	1'56.154	283.5	9:40'52.094

22° 56 P. SEBESTYÉN (1'55.965)								
Lap	Seg. 1	Seg. 2	Seg. 3	Seg. 4	Seg. 5	Lap Time	km/h	Local Time
1	35.898	34.266	23.450	11.312	16.352	287.2	287.2	9:27'04.354
2	33.382	33.355	26.456	13.955	19.441	2'09.105	285.0	9:29'13.459
3	33.418	32.775	22.779	11.362	16.461	1'56.759	284.2	9:31'10.218
4	33.418	32.542	22.535	<b>11.282</b>	<b>16.188</b>	1'55.965	<b>288.0</b>	9:33'06.183
5	33.383	<b>32.508</b>	<b>22.484</b>	11.321	16.294	1'55.990	285.7	9:35'02.173
6	<b>33.187</b>	32.666	22.581	11.284	16.281	1'55.999	285.0	9:36'58.172
7	33.225	32.645	22.630	11.376	16.387	1'56.263	282.7	9:38'54.435
8	33.260	32.756	22.690	11.362	16.266	1'56.334	282.0	9:40'50.769

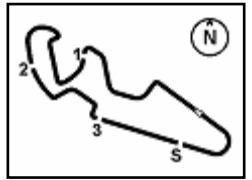
23° 16 J. HOOK (1'56.634)								
Lap	Seg. 1	Seg. 2	Seg. 3	Seg. 4	Seg. 5	Lap Time	km/h	Local Time
1	34.191	35.386	24.122	11.468	16.987	284.2	284.2	9:27'04.062
2		33.176	23.009	11.371	<b>16.209</b>	1'57.956	<b>287.2</b>	9:29'02.018

P = Pits In/Out - C = Lap-Time Cancelled

2	33.810	32.975	<b>22.694</b>	<b>11.355</b>	16.436	1'57.270	<b>287.2</b>	9:30'59.288
3	33.263	33.452	23.990	11.650	21.848	2'04.203 P	284.2	9:33'03.491
4	2'07.991	33.583	23.552	11.701	16.299	3'33.126 P	283.5	9:36'36.617
5	33.448	33.022	22.942	11.425	16.273	1'57.110	<b>287.2</b>	9:38'33.727
6	<b>33.210</b>	<b>32.967</b>	22.698	11.405	16.354	<b>1'56.634</b>	286.5	9:40'30.361

24° 10 I. TÓTH (1'58.482)								
Lap	Seg. 1	Seg. 2	Seg. 3	Seg. 4	Seg. 5	Lap Time	km/h	Local Time
1	36.164	35.796	23.881	11.686	16.825	283.5	283.5	9:27'07.201
2	36.902	33.870	23.392	11.676	16.681	2'01.783	285.0	9:29'08.984
3	34.408	33.699	23.016	11.729	<b>16.369</b>	1'59.221	285.0	9:33'10.049
4	<b>34.017</b>	<b>33.453</b>	23.107	<b>11.500</b>	<b>16.405</b>	<b>1'58.482</b>	285.0	9:35'08.531
5	34.178	33.536	<b>22.953</b>	12.587	17.013	2'00.267	284.2	9:37'08.798
6	34.185	35.624	23.380	11.580	16.474	2'01.243	286.5	9:39'10.041
7	34.139	34.279	23.022	11.956	16.681	2'00.077	277.6	9:41'10.118

25° 2 L. CAMIER								
Lap	Seg. 1	Seg. 2	Seg. 3	Seg. 4	Seg. 5	Lap Time	km/h	Local Time
		39.337	26.031	16.704	21.456			9:27'35.852

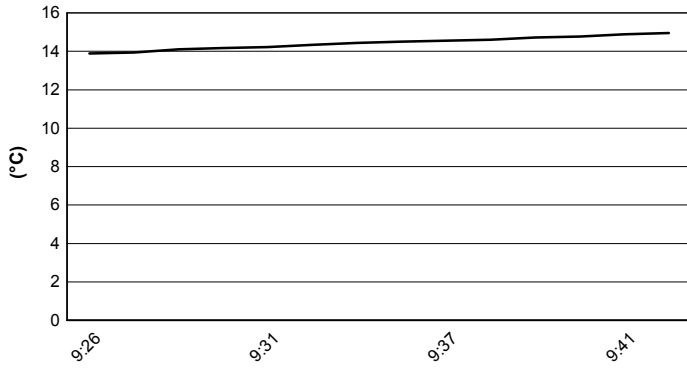


MotorLand Aragon 5.077 m

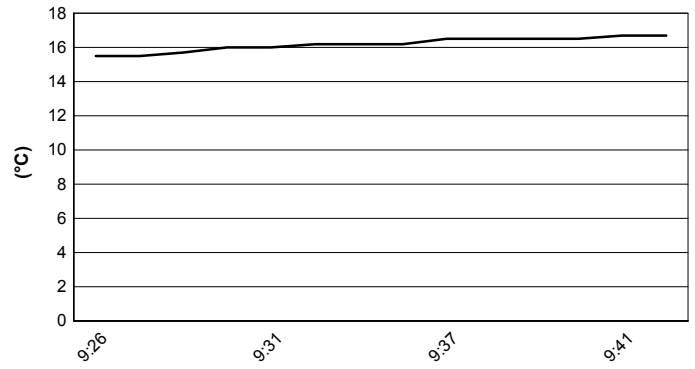
## Aragon Round, 1-2-3 April 2016 World Superbike - Weather Report Warm-Up

Session started 9:25      Session ended 9:43

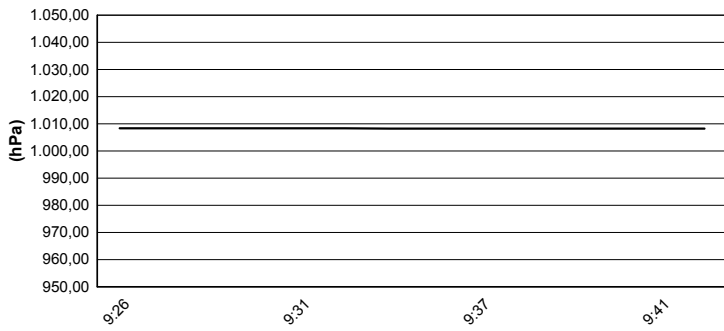
### Air Temperature



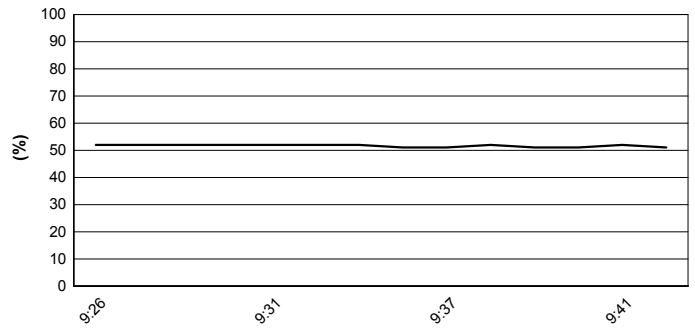
### Track Temperature



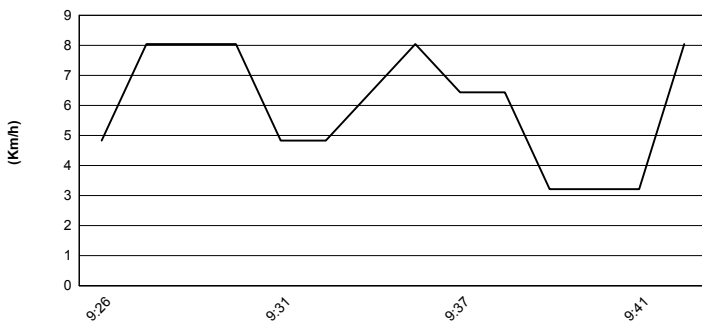
### Air Pressure



### Humidity



### Wind Speed



### Wind Direction

