

MotorLand Aragon 5.077 m

**1 / 2**

## Aragon Round, 1-2-3 April 2016

### World Supersport - Results Superpole 1

No.	Rider	Nat	Team	Bike	Class	Time	Gap	Rel.	Laps	Speed	
										Avg	Max
1*	88	N. TEROL	ESP Schmidt Racing	MV Agusta F3 675		<b>1'55.199</b>			6	158,658	<b>262,1</b>
2*	25	A. BALDOLINI	ITA Race Department ATK#25	MV Agusta F3 675		<b>1'55.676</b>	0.477	0.477	7	158,003	<b>260,2</b>
3	77	K. RYDE	GBR Ranieri Med - SC Racing	Yamaha YZF R6		<b>1'55.822</b>	0.623	0.146	6	157,804	<b>265,4</b>
4	19	K. WAHR	GER Gemar Balloons - Team Lorini	Honda CBR600RR		<b>1'56.138</b>	0.939	0.316	6	157,375	<b>259,0</b>
5	55	I. MIKHALCHIK	UKR DS Junior Team	Kawasaki ZX-6R	ESS	<b>1'56.156</b>	0.957	0.018	5	157,350	<b>263,4</b>
6	64	F. CARICASULO	ITA Bardahl Evan Bros. Honda Racing	Honda CBR600RR		<b>1'56.181</b>	0.982	0.025	6	157,317	<b>264,1</b>
7	63	Z. KHAIRUDDIN	MAS Orelac Racing VerdNatura	Kawasaki ZX-6R		<b>1'56.197</b>	0.998	0.016	6	157,295	<b>266,0</b>
8	111	K. SMITH	GBR CIA Landlord Insurance Honda	Honda CBR600RR		<b>1'56.233</b>	1.034	0.036	7	157,246	<b>268,0</b>
9	6	D. STIRPE	ITA Scuderia Maranga Racing	Kawasaki ZX-6R	ESS	<b>1'56.896</b>	1.697	0.663	7	156,354	<b>263,4</b>
10	69	O. JEZEK	CZE Team GoEleven	Kawasaki ZX-6R		<b>1'57.019</b>	1.820	0.123	5	156,190	<b>257,1</b>
11	10	N. CALERO	ESP Orelac Racing VerdNatura	Kawasaki ZX-6R		<b>1'57.380</b>	2.181	0.361	4	155,710	<b>264,1</b>
12	41	A. WAGNER	AUS GRT Racing Team	MV Agusta F3 675		<b>1'57.520</b>	2.321	0.140	6	155,524	<b>260,2</b>
13	12	C. GOBBI	ITA VFT Racing	Yamaha YZF R6	ESS	<b>1'57.870</b>	2.671	0.350	2	155,062	<b>263,4</b>
14	96	J. ORELLANA	ESP WILSport Racedays Honda	Honda CBR600RR	ESS	<b>1'57.912</b>	2.713	0.042	7	155,007	<b>255,3</b>
15	84	L. CRESSON	BEL MTM / HS Kawasaki	Kawasaki ZX-6R	ESS	<b>1'57.983</b>	2.784	0.071	7	154,914	<b>259,0</b>
16	161	A. IVANOV	RUS DMC Panavto-Yamaha	Yamaha YZF R6		<b>1'58.193</b>	2.994	0.210	7	154,639	<b>258,4</b>
17	78	H. OKUBO	JPN CIA Landlord Insurance Honda	Honda CBR600RR		<b>1'58.436</b>	3.237	0.243	7	154,321	<b>261,5</b>
18	35	S. HILL	GBR CIA Landlord Insurance Honda	Honda CBR600RR		<b>1'58.849</b>	3.650	0.413	6	153,785	<b>257,8</b>
19	23	C. TANGRE	FRA Team Yohann Moto Sport	Suzuki GSX-R600	ESS	<b>1'58.914</b>	3.715	0.065	5	153,701	<b>257,1</b>
20	17	H. KUNIKAWA	JPN Kawasaki Puccetti Racing	Kawasaki ZX-6R		<b>1'58.920</b>	3.721	0.006	7	153,693	<b>262,8</b>
21	119	J. CHROBAK	HUN Schmidt Racing	MV Agusta F3 675	ESS	<b>1'59.643</b>	4.444	0.723	7	152,764	<b>258,4</b>
22	83	L. EPIS	AUS Response RE Racing	Kawasaki ZX-6R		<b>2'00.824</b>	5.625	1.181	6	151,271	<b>256,5</b>
23	7	A. LICCIARDI	BEL R2 MotorRacing Team	Kawasaki ZX-6R	ESS	<b>2'01.283</b>	6.084	0.459	7	150,699	<b>255,9</b>
24	50	B. ORTT	CAN WILSport Racedays Honda	Honda CBR600RR	ESS	<b>2'01.628</b>	6.429	0.345	7	150,271	<b>254,1</b>
25	68	G. SCOTT	AUS Gemar Balloons - Team Lorini	Honda CBR600RR					0		

\* Qualified to Superpole 2

AIR	Humidity:	45%	Temp:	12°C
TRACK	Condition:	Dry	Temp:	22°C

Lap Record:	2015 J.Cluzel	1'53.138	161,550	Km/h
Best Lap:	2015 J.Cluzel	1'53.138	161,550	Km/h

Start	End
02/04/2016 11:30	11:47

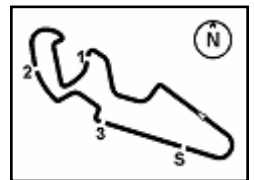
The results are provisional until the end of the time limit for protests and appeals and the completion of the technical checks.

**FICR PERUGIA TIMING**


Official Tyre Supplier



Official Timekeeper



## Aragon Round, 1-2-3 April 2016

### World Supersport - Results Superpole 1

#### Session Highlights

11.30.06		Start
11.35.23	Hill	On the Gravel - Re-Joined - Turn 5
11.36.36	Licciardi	On the Gravel - Re-Joined - Turn 14
11.37.38	Gobbi	Crashed - Rider OK - Turn 8
11.38.02	Tangre	On the Gravel - Re-Joined - Turn 12
11.42.45	Hill	Technical Problem - Turn 12
11.42.54	Calero	Crashed - Rider OK - Turn 2
11.43.21	Hill	Re-joined
11.47.29		End Of Session

#### Fastest Laps Sequence

No.	Rider	Nat	Team	Bike	Local Time	Time	Gap	Avg
77	K. RYDE	GBR	Ranieri Med - SC Racing	Yamaha YZF R6	11:33'53.962	<b>1'56.703</b>		156,613
88	N. TEROL	ESP	Schmidt Racing	MV Agusta F3 675	11:35'00.486	<b>1'56.692</b>	-0.011	156,628
19	K. WAHR	GER	Gemar Balloons - Team Lorini	Honda CBR600RR	11:35'59.751	<b>1'56.281</b>	-0.411	157,181
55	I. MIKHALCHIK	UKR	DS Junior Team	Kawasaki ZX-6R	11:36'31.410	<b>1'56.156</b>	-0.125	157,350
25	A. BALDOLINI	ITA	Race Department ATK#25	MV Agusta F3 675	11:38'14.721	<b>1'55.676</b>	-0.480	158,003
88	N. TEROL	ESP	Schmidt Racing	MV Agusta F3 675	11:46'32.514	<b>1'55.199</b>	-0.477	158,658

02/04/2016 Start 11:30 End 11:47

The results are provisional until the end of the time limit for protests and appeals and the completion of the technical checks.

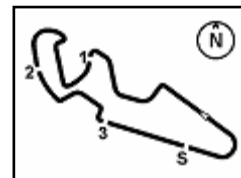
FICR PERUGIA TIMING



Official Tyre Supplier



Official Timekeeper



MotorLand Aragon 5.077 m

## Aragon Round, 1-2-3 April 2016

### World Supersport - Best Sector & Speed Superpole 1

#### Best Lap

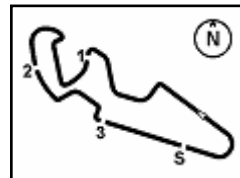
1	88 N. TEROL	MV Austa F3 675	1'55.199
2	25 A. BALDOLINI	MV Austa F3 675	1'55.676
3	77 K. RYDE	Yamaha YZF R6	1'55.822
4	19 K. WAHR	Honda CBR600RR	1'56.138
5	55 I. MIKHALCHIK	Kawasaki ZX-6R	1'56.156
6	64 F. CARICASULO	Honda CBR600RR	1'56.181
7	63 Z. KHAIRUDDIN	Kawasaki ZX-6R	1'56.197
8	111 K. SMITH	Honda CBR600RR	1'56.233
9	6 D. STIRPE	Kawasaki ZX-6R	1'56.896
10	69 O. JEZEK	Kawasaki ZX-6R	1'57.019
11	10 N. CALERO	Kawasaki ZX-6R	1'57.380
12	41 A. WAGNER	MV Austa F3 675	1'57.520
13	12 C. GOBBI	Yamaha YZF R6	1'57.870
14	96 J. ORELLANA	Honda CBR600RR	1'57.912
15	84 L. CRESSON	Kawasaki ZX-6R	1'57.983
16	161 A. IVANOV	Yamaha YZF R6	1'58.193
17	78 H. OKUBO	Honda CBR600RR	1'58.436
18	35 S. HILL	Honda CBR600RR	1'58.849
19	23 C. TANGRE	Suzuki GSX-R600	1'58.914
20	17 H. KUNIKAWA	Kawasaki ZX-6R	1'58.920
21	119 J. CHROBAK	MV Austa F3 675	1'59.643
22	83 L. EPIS	Kawasaki ZX-6R	2'00.824
23	7 A. LICCIARDI	Kawasaki ZX-6R	2'01.283
24	50 B. ORTT	Honda CBR600RR	2'01.628
25	68 G. SCOTT	Honda CBR600RR	

#### Top Speeds

1	111 K. SMITH	Honda CBR600RR	268.0
2	63 Z. KHAIRUDDIN	Kawasaki ZX-6R	266.0
3	77 K. RYDE	Yamaha YZF R6	265.4
4	10 N. CALERO	Kawasaki ZX-6R	264.1
5	64 F. CARICASULO	Honda CBR600RR	264.1
6	12 C. GOBBI	Yamaha YZF R6	263.4
7	6 D. STIRPE	Kawasaki ZX-6R	263.4
8	55 I. MIKHALCHIK	Kawasaki ZX-6R	263.4
9	17 H. KUNIKAWA	Kawasaki ZX-6R	262.8
10	88 N. TEROL	MV Austa F3 675	262.1
11	78 H. OKUBO	Honda CBR600RR	261.5
12	41 A. WAGNER	MV Austa F3 675	260.2
13	25 A. BALDOLINI	MV Austa F3 675	260.2
14	84 L. CRESSON	Kawasaki ZX-6R	259.0
15	19 K. WAHR	Honda CBR600RR	259.0
16	161 A. IVANOV	Yamaha YZF R6	258.4
17	119 J. CHROBAK	MV Austa F3 675	258.4
18	35 S. HILL	Honda CBR600RR	257.8
19	69 O. JEZEK	Kawasaki ZX-6R	257.1
20	23 C. TANGRE	Suzuki GSX-R600	257.1
21	83 L. EPIS	Kawasaki ZX-6R	256.5
22	7 A. LICCIARDI	Kawasaki ZX-6R	255.9
23	96 J. ORELLANA	Honda CBR600RR	255.3
24	50 B. ORTT	Honda CBR600RR	254.1

Seg. 1		Seg. 2		Seg. 3		Seg. 4		Seg. 5			
1	25 A. BALDOLINI	32.746	1	88 N. TEROL	32.234	1	111 K. SMITH	11.972	1	88 N. TEROL	15.940
2	88 N. TEROL	32.790	2	19 K. WAHR	32.289	2	63 Z. KHAIRUDDIN	12.088	2	55 I. MIKHALCHIK	16.094
3	111 K. SMITH	32.891	3	25 A. BALDOLINI	32.483	3	64 F. CARICASULO	12.095	3	63 Z. KHAIRUDDIN	16.123
4	64 F. CARICASULO	32.974	4	64 F. CARICASULO	32.485	4	77 K. RYDE	12.158	4	25 A. BALDOLINI	16.184
5	77 K. RYDE	32.974	5	111 K. SMITH	32.498	5	55 I. MIKHALCHIK	12.166	5	41 A. WAGNER	16.191
6	55 I. MIKHALCHIK	33.010	6	77 K. RYDE	32.515	6	19 K. WAHR	12.180	6	77 K. RYDE	16.195
7	19 K. WAHR	33.012	7	55 I. MIKHALCHIK	32.553	7	10 N. CALERO	12.196	7	64 F. CARICASULO	16.218
8	6 D. STIRPE	33.043	8	63 Z. KHAIRUDDIN	32.574	8	6 D. STIRPE	12.196	8	10 N. CALERO	16.318
9	63 Z. KHAIRUDDIN	33.161	9	6 D. STIRPE	32.676	9	88 N. TEROL	12.204	9	19 K. WAHR	16.341
10	69 O. JEZEK	33.214	10	69 O. JEZEK	32.687	10	17 H. KUNIKAWA	12.215	10	111 K. SMITH	16.343
11	10 N. CALERO	33.225	11	41 A. WAGNER	32.839	11	25 A. BALDOLINI	12.252	11	6 D. STIRPE	16.402
12	96 J. ORELLANA	33.311	12	10 N. CALERO	32.953	12	12 C. GOBBI	12.260	12	23 C. TANGRE	16.440
13	78 H. OKUBO	33.455	13	35 S. HILL	32.961	13	78 H. OKUBO	12.263	13	69 O. JEZEK	16.483
14	12 C. GOBBI	33.474	14	96 J. ORELLANA	32.972	14	41 A. WAGNER	12.273	14	84 L. CRESSON	16.485
15	84 L. CRESSON	33.501	15	78 H. OKUBO	32.981	15	161 A. IVANOV	12.325	15	12 C. GOBBI	16.500
16	41 A. WAGNER	33.510	16	84 L. CRESSON	33.028	16	84 L. CRESSON	12.339	16	161 A. IVANOV	16.512
17	161 A. IVANOV	33.533	17	12 C. GOBBI	33.049	17	23 C. TANGRE	12.355	17	78 H. OKUBO	16.517
18	35 S. HILL	33.695	18	161 A. IVANOV	33.140	18	69 O. JEZEK	12.416	18	96 J. ORELLANA	16.545
19	17 H. KUNIKAWA	33.753	19	17 H. KUNIKAWA	33.182	19	35 S. HILL	12.422	19	35 S. HILL	16.615
20	23 C. TANGRE	33.855	20	23 C. TANGRE	33.266	20	96 J. ORELLANA	12.436	20	17 H. KUNIKAWA	16.726
21	119 J. CHROBAK	33.878	21	119 J. CHROBAK	33.374	21	119 J. CHROBAK	12.546	21	119 J. CHROBAK	16.835
22	7 A. LICCIARDI	34.157	22	83 L. EPIS	33.663	22	50 B. ORTT	12.551	22	83 L. EPIS	16.928
23	83 L. EPIS	34.663	23	7 A. LICCIARDI	33.701	23	7 A. LICCIARDI	12.586	23	50 B. ORTT	17.014
24	50 B. ORTT	34.808	24	50 B. ORTT	33.891	24	83 L. EPIS	12.653	24	7 A. LICCIARDI	17.046





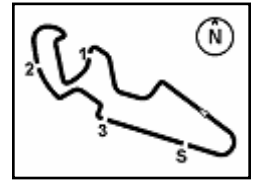
## Aragon Round, 1-2-3 April 2016

### World Supersport - Ideal Times Superpole 1

No. Rider	Nat	Bike	Seg. 1 Diff. 1	Seg. 2 Diff. 2	Seg. 3 Diff. 3	Seg. 4 Diff. 4	Seg. 5 Diff. 5	Ideal Time Best Lap	Pos.	Diff.
1 88 N. TEROL	ESP	MV Agusta F3 675	32.790 0.024	<b>32.234</b>	21.977	12.204 0.030	<b>15.940</b>	<b>1'55.145</b> 1'55.199	2	0.054
2 25 A. BALDOLINI	ITA	MV Agusta F3 675	<b>32.746</b>	32.483 0.099	<b>21.832</b>	12.252 0.057	16.184 0.023	<b>1'55.497</b> 1'55.676	3	0.179
3 77 K. RYDE	GBR	Yamaha YZF R6	32.974	32.515 0.029	21.946	12.158	16.195 0.005	<b>1'55.788</b> 1'55.822	4	0.034
4 111 K. SMITH	GBR	Honda CBR600RR	32.891 0.025	32.498 0.017	22.176 0.050	<b>11.972</b> 0.261	16.343	<b>1'55.880</b> 1'56.233	9	0.353
5 19 K. WAHR	GER	Honda CBR600RR	33.012 0.016	32.289	22.079 0.140	12.180 0.058	16.341 0.023	<b>1'55.901</b> 1'56.138	5	0.237
6 64 F. CARICASULO	ITA	Honda CBR600RR	32.974 0.094	32.485 0.114	22.150	12.095	16.218 0.051	<b>1'55.922</b> 1'56.181	7	0.259
7 63 Z. KHAIRUDDIN	MAS	Kawasaki ZX-6R	33.161	32.574	22.143 0.031	12.088 0.077	16.123	<b>1'56.089</b> 1'56.197	8	0.108
8 55 I. MIKHALCHIK	UKR	Kawasaki ZX-6R	33.010	32.553 0.006	22.296 0.020	12.166	16.094 0.011	<b>1'56.119</b> 1'56.156	6	0.037
9 6 D. STIRPE	ITA	Kawasaki ZX-6R	33.043	32.676 0.047	22.241	12.196 0.291	16.402	<b>1'56.558</b> 1'56.896	10	0.338
10 69 O. JEZEK	CZE	Kawasaki ZX-6R	33.214	32.687	22.112 0.103	12.416 0.004	16.483	<b>1'56.912</b> 1'57.019	11	0.107
11 41 A. WAGNER	AUS	MV Agusta F3 675	33.510 0.331	32.839 0.061	22.100 0.123	12.273 0.092	16.191	<b>1'56.913</b> 1'57.520	13	0.607
12 10 N. CALERO	ESP	Kawasaki ZX-6R	33.225	32.953	22.309	12.196 0.301	16.318 0.078	<b>1'57.001</b> 1'57.380	12	0.379
13 96 J. ORELLANA	ESP	Honda CBR600RR	33.311 0.060	32.972	22.266 0.200	12.436 0.080	16.545 0.042	<b>1'57.530</b> 1'57.912	15	0.382
14 12 C. GOBBI	ITA	Yamaha YZF R6	33.474 0.052	33.049	22.347	12.260	16.500 0.188	<b>1'57.630</b> 1'57.870	14	0.240
15 84 L. CRESSON	BEL	Kawasaki ZX-6R	33.501	33.028	22.433 0.120	12.339 0.069	16.485 0.008	<b>1'57.786</b> 1'57.983	16	0.197
16 78 H. OKUBO	JPN	Honda CBR600RR	33.455	32.981	22.583 0.225	12.263 0.233	16.517 0.179	<b>1'57.799</b> 1'58.436	18	0.637
17 161 A. IVANOV	RUS	Yamaha YZF R6	33.533	33.140 0.061	22.415 0.179	12.325	16.512 0.028	<b>1'57.925</b> 1'58.193	17	0.268
18 35 S. HILL	GBR	Honda CBR600RR	33.695 0.296	32.961 0.092	22.730	12.422 0.024	16.615 0.014	<b>1'58.423</b> 1'58.849	19	0.426
19 17 H. KUNIKAWA	JPN	Kawasaki ZX-6R	33.753	33.182	22.593 0.375	12.215 0.076	16.726	<b>1'58.469</b> 1'58.920	21	0.451
20 23 C. TANGRE	FRA	Suzuki GSX-R600	33.855 0.183	33.266	22.815	12.355	16.440	<b>1'58.731</b> 1'58.914	20	0.183
21 119 J. CHROBAK	HUN	MV Agusta F3 675	33.878 0.219	33.374	22.633	12.546 0.125	16.835 0.033	<b>1'59.266</b> 1'59.643	22	0.377
22 7 A. LICCIARDI	BEL	Kawasaki ZX-6R	34.157	33.701	23.029 0.209	12.586 0.472	17.046 0.083	<b>2'00.519</b> 2'01.283	24	0.764
23 83 L. EPIS	AUS	Kawasaki ZX-6R	34.663	33.663	22.898	12.653 0.019	16.928	<b>2'00.805</b> 2'00.824	23	0.019
24 50 B. ORTT	CAN	Honda CBR600RR	34.808	33.891	23.229 0.105	12.551 0.030	17.014	<b>2'01.493</b> 2'01.628	25	0.135
<b>Overall Ideal Time</b>			32.746	32.234	21.832	11.972	15.940	<b>1'54.724</b>		







MotorLand Aragon 5.077 m

## Aragon Round, 1-2-3 April 2016

### World Supersport - Chronological Analysis Superpole 1

Lap	Seg. 1	Seg. 2	Seg. 3	Seg. 4	Seg. 5	Lap Time	km/h	Local Time
1	33.977	34.530	23.457	12.481	16.658	260.9	11:32'26.727	
2	34.158	34.620	24.878	12.385	17.031	2'02.891	260.9	11:34'29.618
3	34.115	33.395	23.336	12.368	16.710	1'59.967	260.9	11:36'29.585
4	34.115	33.412	23.208	<b>12.263</b>	16.763	1'59.761	260.9	11:38'29.346
5	35.026	33.468	22.771	12.300	16.830	2'00.395	<b>261.5</b>	11:40'29.741
6	<b>33.455</b>	<b>32.981</b>	22.808	12.496	16.696	<b>1'58.436</b>	259.6	11:42'28.177
7	33.785	34.174	23.320	16.497	19.205	2'06.981		11:44'35.158
8	33.746	33.270	<b>22.583</b>	12.360	<b>16.517</b>	1'58.476	<b>261.5</b>	11:46'33.634

#### 18° 35 S. HILL (1'58.849)

Lap	Seg. 1	Seg. 2	Seg. 3	Seg. 4	Seg. 5	Lap Time	km/h	Local Time
1	36.885	34.508	25.850	12.525	16.880	257.1	11:32'29.480	
2	33.762	33.762	23.345	12.431	16.682	2'03.105	257.1	11:34'32.585
3	50.604	36.891	23.180	12.459	16.709	2'19.843	256.5	11:36'52.428
4	34.321	33.327	22.836	12.528	17.094	2'00.106	257.1	11:38'52.534
5	33.991	33.053	<b>22.730</b>	12.446	16.629	<b>1'58.849</b>	255.9	11:40'51.383
6	<b>33.695</b>	<b>32.961</b>	1'50.562	12.714	16.885	3'26.817	255.3	11:44'18.200
7	34.171	33.194	22.750	<b>12.422</b>	<b>16.615</b>	1'59.152	<b>257.8</b>	11:46'17.352

#### 19° 23 C. TANGRE (1'58.914)

Lap	Seg. 1	Seg. 2	Seg. 3	Seg. 4	Seg. 5	Lap Time	km/h	Local Time
1	34.367	35.183	24.008	12.629	16.915	253.5	11:32'09.122	
2	33.762	33.762	22.988	12.471	16.775	2'00.363	255.3	11:34'09.485
3	37.022	35.503	24.578	12.723	17.754	2'07.580	254.1	11:36'17.065
4	<b>33.855</b>	33.385	31.128	12.619	21.271	2'12.258 P	252.9	11:38'29.323
5	3'14.553	33.882	23.019	12.528	16.675	4'40.657 P	254.1	11:43'09.980
6	34.038	<b>33.266</b>	<b>22.815</b>	<b>12.355</b>	<b>16.440</b>	<b>1'58.914</b>	<b>257.1</b>	11:45'08.894

#### 20° 17 H. KUNIKAWA (1'58.920)

Lap	Seg. 1	Seg. 2	Seg. 3	Seg. 4	Seg. 5	Lap Time	km/h	Local Time
1	36.170	34.811	23.565	12.569	17.204	260.2	11:32'34.094	
2	33.953	33.953	23.302	12.349	16.961	2'02.735	259.0	11:34'36.829
3	33.886	33.458	22.803	12.289	17.019	1'59.455	262.1	11:36'36.284
4	33.963	33.460	22.797	<b>12.215</b>	16.859	1'59.294	262.1	11:38'35.578
5	34.036	33.678	<b>22.593</b>	12.279	16.788	1'59.374	<b>262.8</b>	11:40'34.952
6	<b>33.753</b>	<b>33.182</b>	22.968	12.291	<b>16.726</b>	<b>1'58.920</b>	262.1	11:42'33.872
7	33.757	33.905	31.734	12.704	16.990	2'09.090	262.1	11:44'42.962
8	33.802	33.658	22.974	12.318	16.869	1'59.621	261.5	11:46'42.583

#### 21° 119 J. CHROBAK (1'59.643)

Lap	Seg. 1	Seg. 2	Seg. 3	Seg. 4	Seg. 5	Lap Time	km/h	Local Time
1	34.956	36.177	23.511	12.865	17.179	250.6	11:32'25.589	
2	34.180	34.180	23.226	12.737	17.009	2'02.108	254.1	11:34'27.697
3	34.236	33.899	23.193	12.606	<b>16.835</b>	2'00.769	254.7	11:36'28.466
4	34.118	33.731	23.882	12.771	17.014	2'01.516	252.9	11:38'29.982
5	35.172	34.090	22.909	<b>12.546</b>	16.873	2'01.590	255.3	11:40'31.572
6	<b>33.878</b>	33.531	23.273	12.756	16.894	2'00.332	<b>258.4</b>	11:42'31.904
7	34.037	33.473	22.819	12.717	16.851	1'59.897	252.3	11:44'31.801
8	34.097	<b>33.374</b>	<b>22.633</b>	12.671	16.868	<b>1'59.643</b>	251.2	11:46'31.444

#### 22° 83 L. EPIS (2'00.824)

Lap	Seg. 1	Seg. 2	Seg. 3	Seg. 4	Seg. 5	Lap Time	km/h	Local Time
1	37.200	35.716	24.654	<b>12.653</b>	17.552	255.3	11:34'14.066	
2	34.992	34.992	24.191	12.780	17.071	2'06.234	<b>256.5</b>	11:36'20.300
3	35.273	40.624	23.813	12.736	16.941	2'09.387	254.7	11:38'29.687
4	35.320	34.248	23.716	12.758	17.027	2'03.069	254.7	11:40'32.756
5	34.993	34.091	23.660	12.705	16.958	2'02.407	253.5	11:42'35.163
6	34.706	33.908	23.474	12.683	17.050	2'01.821	252.3	11:44'36.984
7	<b>34.663</b>	<b>33.663</b>	<b>22.898</b>	12.672	<b>16.928</b>	<b>2'00.824</b>	254.1	11:46'37.808

#### 23° 7 A. LICCIARDI (2'01.283)

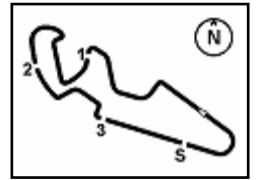
Lap	Seg. 1	Seg. 2	Seg. 3	Seg. 4	Seg. 5	Lap Time	km/h	Local Time
1	34.771	34.771	23.184	12.659	17.203	254.1	11:32'02.206	
2	35.135	33.974	23.061	12.675	17.200	2'02.045	251.7	11:34'04.251
3	34.512	33.724	38.898	13.614	17.544	2'18.292	250.6	11:36'22.543
4	34.720	34.292	23.416	12.660	17.178	2'02.266	251.7	11:38'24.809
5	44.609	34.486	<b>23.029</b>	<b>12.586</b>	<b>17.046</b>	2'11.756	<b>255.9</b>	11:40'36.565
6	<b>34.157</b>	<b>33.701</b>	23.238	13.058	17.129	<b>2'01.283</b>	253.5	11:42'37.848
7	35.700	34.733	23.154	12.650	17.100	2'03.337	255.3	11:44'41.185
8	34.310	48.871	24.364	12.833	17.396	2'17.774	250.0	11:46'58.959

#### 24° 50 B. ORTT (2'01.628)

Lap	Seg. 1	Seg. 2	Seg. 3	Seg. 4	Seg. 5	Lap Time	km/h	Local Time
1	36.335	36.904	25.188	12.812	17.923	250.0	11:32'13.744	
2	35.598	35.458	23.972	12.749	17.590	2'06.104	250.6	11:34'19.848
3	35.977	34.977	23.412	12.605	17.174	2'03.766	<b>254.1</b>	11:36'23.614
4	35.218	34.635	23.343	<b>12.551</b>	17.184	2'02.931	252.9	11:38'26.545
5	35.187	34.533	23.747	12.552	17.053	2'03.072	251.2	11:40'29.617
6	34.974	34.307	<b>23.229</b>	12.720	17.309	2'02.539	251.7	11:42'32.156
7	35.028	34.284	23.239	12.591	17.936	2'03.078	250.6	11:44'35.234
8	<b>34.808</b>	<b>33.891</b>	23.334	12.581	<b>17.014</b>	<b>2'01.628</b>	253.5	11:46'36.862

P = Pits In/Out - C = Lap-Time Cancelled





MotorLand Aragon 5.077 m

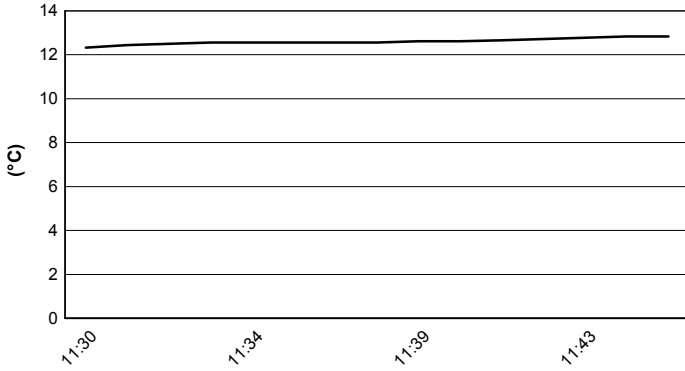
Aragon Round, 1-2-3 April 2016

World Supersport - Weather Report Superpole 1

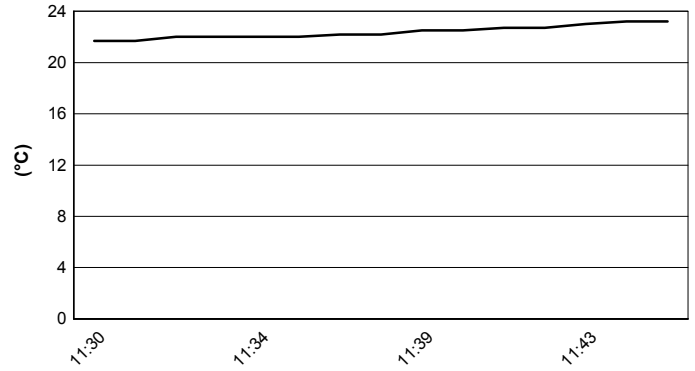
Session started 11:30

Session ended 11:47

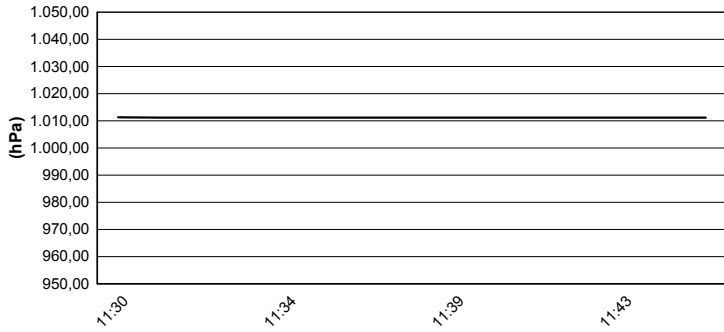
**Air Temperature**




**Track Temperature**



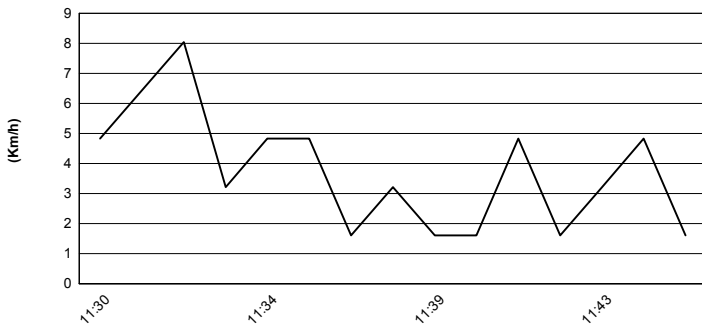
**Air Pressure**



**Humidity**



**Wind Speed**



**Wind Direction**

