



MotorLand Aragon 5.077 m

1 / 3

Aragon Round, 1-2-3 April 2016 Superstock 1000 - Results Race

Laps 8 = 40,616 Km - Time Of Race 15'13.411 - Avg. 160,079 km/h

Pos Race	Grid	No. Rider	Nat	Team	Bike	LL	Gap	Fastest Lap	Speed	Qualifying		Ranking		
										Time	Speed	R	Tot	Pos
1	7	36 L. MERCADO	ARG	Aruba.it Racing - Junior Team	Ducati 1199 Panigale R	8		1'53.610	293,5	1'53.814	297,5	25	25	1
2	2	12 M. RINALDI	ITA	Aruba.it Racing - Junior Team	Ducati 1199 Panigale R	8	0.431	1'53.394	295,9	1'52.845	293,5	20	20	2
3	6	35 R. DE ROSA	ITA	Althea BMW Racing Team	BMW S 1000 RR	8	1.609	1'53.521	300,0	1'53.022	297,5	16	16	3
4	4	84 R. RUSSO	ITA	PATA Yamaha Official Stock Team	Yamaha YZF R1	8	3.067	1'53.705	294,3	1'52.960	298,3	13	13	4
5	1	21 F. MARINO	FRA	PATA Yamaha Official Stock Team	Yamaha YZF R1	8	5.076	1'53.697	295,1	1'52.773	295,1	11	11	5
6	9	74 K. CALIA	ITA	Nuova M2 Racing	Aprilia RSV4 RF	8	9.074	1'54.284	295,9	1'54.073	299,2	10	10	6
7	17	59 A. MANTOVANI	ITA	Guandalini Racing Yamaha	Yamaha YZF R1	8	12.051	1'54.873	294,3	1'54.884	293,5	9	9	7
8	15	87 L. MARCONI	ITA	Team Trasimeno	Yamaha YZF R1	8	12.114	1'54.712	295,9	1'54.701	292,7	8	8	8
9	8	7 M. SCHEIB	CHI	TARGO Bank EasyRace SBK Team	BMW S 1000 RR	8	12.156	1'54.726	294,3	1'53.895	293,5	7	7	9
10	22	43 F. MASSEI	ITA	Team Trasimeno	Yamaha YZF R1	8	12.314	1'54.888	296,7	1'55.125	289,5	6	6	10
11	13	70 L. VITALI	ITA	Team 2R Racing	BMW S 1000 RR	8	13.620	1'54.873	289,5	1'54.567	289,5	5	5	11
12	18	67 B. STARING	AUS	Agro On-Benjan-Kawasaki	Kawasaki ZX-10R	8	13.645	1'54.904	291,9	1'54.960	292,7	4	4	12
13	27	121 A. ANDREOZZI	ITA	Team Pedercini	Kawasaki ZX-10R	8	17.335	1'54.871	290,3	1'55.626	283,5	3	3	13
14	19	23 C. PONSSON	FRA	Pedercini Racing Kawasaki	Kawasaki ZX-10R	8	17.404	1'55.195	291,1	1'55.025	288,0	2	2	14
15	23	3 S. SUCHET	SUI	Berclaz Racing by MotoXracing	Yamaha YZF R1	8	17.682	1'55.326	293,5	1'55.309	290,3	1	1	15
16	20	123 L. SALVADORI	ITA	GP Project	Aprilia RSV4 RF	8	21.122	1'55.798	290,3	1'55.029	287,2			
17	25	69 D. MCFADDEN	RSA	Agro On-Benjan-Kawasaki	Kawasaki ZX-10R	8	25.120	1'55.702	288,8	1'55.437	291,1			
18	30	9 T. FINSTERBUSCH	GER	BCC-Racing Team	Yamaha YZF R1	8	27.900	1'56.211	295,9	1'56.925	288,8			
19	31	51 E. VIONNET	SUI	Motos Vionnet	BMW S 1000 RR	8	28.050	1'56.007	297,5	1'56.973	293,5			
20	24	32 M. MOSER	GER	Triple-M Racing	Ducati 1199 Panigale R	8	28.293	1'56.007	285,7	1'55.412	283,5			
21	35	47 R. HARTOG	NED	Team Hartog - Jenik - Against Cance	Kawasaki ZX-10R	8	31.540	1'56.693	288,8	1'57.194	289,5			
22	26	16 G. BLACK	GBR	MTM / HS Kawasaki	Kawasaki ZX-10R	8	34.091	1'57.000	289,5	1'55.472	282,7			
23	34	95 M. POPOV	CZE	DRT Racing Team	Yamaha YZF R1	8	38.920	1'57.451	291,9	1'57.151	291,1			
24	38	18 L. DE ULACIA	ESP	Kawasaki Palmeto PL Racing	Kawasaki ZX-10R	8	40.436	1'58.116	286,5	1'58.164	285,7			
25	39	6 A. SIMONESCHI	ITA	BWG Racing	Kawasaki ZX-10R	8	41.154	1'58.073	283,5	2'00.124	281,3			
26	36	99 F. CAVALLI	ITA	PUNTO MOTO Corse by Clasitaly	Kawasaki ZX-10R	8	41.899	1'57.829	288,8	1'57.714	284,2			
27		34 T. TOFFEL	SUI	Motos Vionnet	BMW S 1000 RR	8	1'17.081	2'01.721	280,5		288,0			
-----Not Classified-----														
RET	5	2 R. TAMBURINI	ITA	Nuova M2 Racing	Aprilia RSV4 RF	7	1 Lap	1'53.510	300,0	1'53.005	296,7			
RET	28	19 J. PUFFE	GER	Agro On-Benjan-Kawasaki	Kawasaki ZX-10R	4	4 Laps	1'56.014	293,5	1'55.730	294,3			
RET	37	26 M. SBAIZ	ITA	Berclaz Racing by MotoXracing	Yamaha YZF R1	0				1'57.915	285,7			
RET	33	91 L. OPPEDISANO	ITA	Saviofficina Racingteam	Kawasaki ZX-10R	0				1'57.086	287,2			
RET	32	13 F. SANCHIONI	ITA	PUNTO MOTO Corse by Clasitaly	Kawasaki ZX-10R	0				1'57.078	289,5			
RET	29	93 R. MERCANDELLI	ITA	Team Pedercini	Kawasaki ZX-10R	0				1'56.638	283,5			
RET	21	77 W. TESSELS	NED	MTM / HS Kawasaki	Kawasaki ZX-10R	0				1'55.122	290,3			
RET	16	58 E. PUSCEDDU	ITA	SK-Racing Team by Barni	Ducati 1199 Panigale R	0				1'54.833	285,0			
RET	14	44 A. TUCCI	ITA	Berclaz Racing by MotoXracing	Yamaha YZF R1	0				1'54.684	293,5			
RET	10	41 F. D'ANNUNZIO	ITA	FDA Racing Team	BMW S 1000 RR	0				1'54.098	288,0			
RET	3	5 M. FACCANI	ITA	Triple-M Racing	Ducati 1199 Panigale R	0				1'52.927	287,2			
RET	12	11 J. GUARNONI	FRA	Pedercini Racing Kawasaki	Kawasaki ZX-10R	0				1'54.532	291,1			

AIR	Humidity:	45%	Temp:	20°C
TRACK	Condition:	Dry	Temp:	30°C

Fastest Lap	2° Michael Ruben Rinaldi	1'53.394	161,183	Km/h
Lap Record:	2015 R.Tamburini	1'53.134	161,550	Km/h
Best Lap	2015 L.Savadori	1'52.577	162,350	Km/h

03/04/2016 Start 14:42 End 14:59

The results are provisional until the end of the time limit for protests and appeals and the completion of the technical checks.

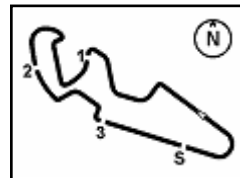
FIQR PERUGIA TIMING



Official Tyre Supplier



Official Timekeeper



Aragon Round, 1-2-3 April 2016 Superstock 1000 - Results Race

LAP LEADERS

No.	Rider	From	To	Laps	Total
36	L. MERCADO	1	5	5	
12	M. RINALDI	6	6	1	1
36	L. MERCADO	7	8	2	7

TOTAL LEADER LAPS

No.	Rider	Laps
36	L. MERCADO	7
12	M. RINALDI	1

03/04/2016 Start 14:42 End 14:59

The results are provisional until the end of the time limit for protests and appeals and the completion of the technical checks.

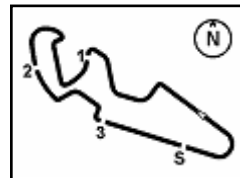
FICR PERUGIA TIMING



Official Tyre Supplier



Official Timekeeper



Aragon Round, 1-2-3 April 2016 Superstock 1000 - Results Race

RACE HIGHLIGHTS

14.37.17	5 Faccani	Technical Problem - Turn 8
14.39.06		Warm-up Lap Start
14.42.28		Start
14.43.44	11 Guarmoni	Technical Problem - Turn 13
14.44.56		No Jump Start
14.47.43	84 Russo	On the Gravel - Re-Joined - Turn 16
14.51.06	19 Puffe	Crashed - Rider OK - Turn 6
14.56.55	2 Tamburini	Crashed - Rider OK - Turn 15
14.59.05		End Of Session

03/04/2016 Start 14:42 End 14:59

The results are provisional until the end of the time limit for protests and appeals and the completion of the technical checks.

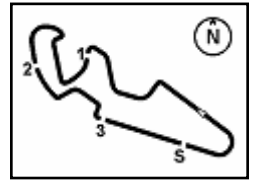
FICR PERUGIA TIMING



Official Tyre Supplier



Official Timekeeper

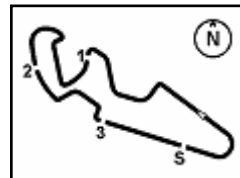


MotorLand Aragon 5.077 m

Aragon Round, 1-2-3 April 2016 Superstock 1000 - Lap Chart Race

Pos	Lap							
	1	2	3	4	5	6	7	8
1	36	36	36	36	36	12	36	36
2	84	84	12	12	12	36	12	12
3	21	12	2	2	2	2	2	35
4	12	2	35	35	35	35	35	84
5	2	35	84	84	84	84	84	21
6	35	74	74	21	21	21	21	74
7	74	7	59	74	74	74	74	59
8	7	59	21	59	59	59	59	87
9	59	70	7	7	7	7	7	7
10	70	21	70	87	87	87	87	43
11	87	87	87	70	70	70	43	70
12	67	43	43	43	43	43	70	67
13	43	67	67	67	67	67	67	121
14	23	23	121	121	121	121	121	23
15	121	121	23	23	23	23	23	3
16	123	3	3	3	3	3	3	123
17	3	123	123	123	123	123	123	69
18	16	69	69	69	69	69	69	9
19	69	9	9	9	9	9	9	51
20	32	32	32	32	32	51	51	32
21	9	47	19	19	51	32	32	47
22	47	19	51	51	47	47	47	16
23	51	51	47	47	16	16	16	95
24	19	6	18	16	95	95	95	18
25	95	18	16	95	18	18	18	6
26	6	16	6	18	6	6	6	99
27	18	95	95	6	99	99	99	34
28	99	99	99	99	34	34	34	
29	34	34	34	34				

Final Result		
1	36 L. MERCADO	Laps 8
2	12 M. RINALDI	0.431
3	35 R. DE ROSA	1.609
4	84 R. RUSSO	3.067
5	21 F. MARINO	5.076
6	74 K. CALIA	9.074
7	59 A. MANTOVANI	12.051
8	87 L. MARCONI	12.114
9	7 M. SCHEIB	12.156
10	43 F. MASSEI	12.314
11	70 L. VITALI	13.620
12	67 B. STARING	13.645
13	121 A. ANDREOZZI	17.335
14	23 C. PONSSON	17.404
15	3 S. SUCHET	17.682
16	123 L. SALVADORI	21.122
17	69 D. MCFADDEN	25.120
18	9 T. FINSTERBUSCH	27.900
19	51 E. VIONNET	28.050
20	32 M. MOSER	28.293
21	47 R. HARTOG	31.540
22	16 G. BLACK	34.091
23	95 M. POPOV	38.920
24	18 L. DE ULACIA	40.436
25	6 A. SIMONESCHI	41.154
26	99 F. CAVALLI	41.899
27	34 T. TOFFEL	1'17.081
RET	2 R. TAMBURINI	1 Lap
RET	19 J. PUFFE	4 Laps
RET	5 M. FACCANI	
RET	41 F. D'ANNUNZIO	
RET	44 A. TUCCI	
RET	58 E. PUSCEDDU	
RET	77 W. TESSELS	
RET	93 R. MERCANDELLI	
RET	13 F. SANCHIONI	
RET	26 M. SBAIZ	
RET	11 J. GUARNONI	
RET	91 L. OPPEDISANO	



MotorLand Aragon 5.077 m

Aragon Round, 1-2-3 April 2016

Superstock 1000 - Lap Chart Race

2 / 3

1'17.081

Lap 1

1	36 L.Mercado (ARG)	
2	84 R.Russo (ITA)	0.030
3	21 F.Marino (FRA)	0.293
4	12 M.Rinaldi (ITA)	0.682
5	2 R.Tamburini (ITA)	1.102
6	35 R.De Rosa (ITA)	1.759
7	74 K.Calia (ITA)	2.274
8	7 M.Scheib (CHI)	2.332
9	59 A.Mantovani (ITA)	2.604
10	70 L.Vitali (ITA)	3.205
11	87 L.Marconi (ITA)	3.545
12	67 B.Staring (AUS)	3.945
13	43 F.Massei (ITA)	4.006
14	23 C.Ponsson (FRA)	4.954
15	121 A.Andreozzi (ITA)	5.305
16	123 L.Salvadori (ITA)	5.450
17	3 S.Suchet (SUI)	5.638
18	16 G.Black (GBR)	5.767
19	69 D.McFadden (RSA)	6.356
20	32 M.Moser (GER)	6.969
21	9 T.Finsterbusch (GER)	7.068
22	47 R.Hartog (NED)	7.295
23	51 E.Vionnet (SUI)	7.603
24	19 J.Puffe (GER)	8.104
25	95 M.Popov (CZE)	8.270
26	6 A.Simoneschi (ITA)	9.174
27	18 L.De Ulacia (ESP)	9.342
28	99 F.Cavalli (ITA)	10.136
29	34 T.Toffel (SUI)	11.824

Lap 2

1	36 L.Mercado (ARG)	
2	84 R.Russo (ITA)	0.045
3	12 M.Rinaldi (ITA)	0.386
4	2 R.Tamburini (ITA)	1.015
5	35 R.De Rosa (ITA)	1.590
6	74 K.Calia (ITA)	3.043
7	7 M.Scheib (CHI)	3.397
8	59 A.Mantovani (ITA)	3.787
9	70 L.Vitali (ITA)	4.388
10	21 F.Marino (FRA)	4.770
11	87 L.Marconi (ITA)	5.127
12	43 F.Massei (ITA)	5.204
13	67 B.Staring (AUS)	5.820
14	23 C.Ponsson (FRA)	6.459
15	121 A.Andreozzi (ITA)	6.712
16	3 S.Suchet (SUI)	7.522
17	123 L.Salvadori (ITA)	7.683
18	69 D.McFadden (RSA)	8.368
19	9 T.Finsterbusch (GER)	9.589
20	32 M.Moser (GER)	10.202
21	47 R.Hartog (NED)	10.748
22	19 J.Puffe (GER)	10.937
23	51 E.Vionnet (SUI)	11.118
24	6 A.Simoneschi (ITA)	13.746
25	18 L.De Ulacia (ESP)	13.800
26	16 G.Black (GBR)	14.184
27	95 M.Popov (CZE)	15.097
28	99 F.Cavalli (ITA)	15.225
29	34 T.Toffel (SUI)	19.855

Lap 3

1	36 L.Mercado (ARG)	
2	12 M.Rinaldi (ITA)	0.071
3	2 R.Tamburini (ITA)	0.794
4	35 R.De Rosa (ITA)	1.781
5	84 R.Russo (ITA)	2.332
6	74 K.Calia (ITA)	4.789
7	59 A.Mantovani (ITA)	4.993
8	21 F.Marino (FRA)	5.117
9	7 M.Scheib (CHI)	5.305
10	70 L.Vitali (ITA)	6.126
11	87 L.Marconi (ITA)	6.562
12	43 F.Massei (ITA)	6.733
13	67 B.Staring (AUS)	7.222
14	121 A.Andreozzi (ITA)	7.852
15	23 C.Ponsson (FRA)	8.450
16	3 S.Suchet (SUI)	9.513
17	123 L.Salvadori (ITA)	9.919

18	69 D.McFadden (RSA)	10.646
19	9 T.Finsterbusch (GER)	12.156
20	32 M.Moser (GER)	12.478
21	19 J.Puffe (GER)	13.841
22	51 E.Vionnet (SUI)	14.010
23	47 R.Hartog (NED)	14.875
24	18 L.De Ulacia (ESP)	18.550
25	16 G.Black (GBR)	18.592
26	6 A.Simoneschi (ITA)	19.114
27	95 M.Popov (CZE)	19.270
28	99 F.Cavalli (ITA)	19.959
29	34 T.Toffel (SUI)	29.638

Lap 4

1	36 L.Mercado (ARG)	
2	12 M.Rinaldi (ITA)	0.325
3	2 R.Tamburini (ITA)	0.921
4	35 R.De Rosa (ITA)	1.948
5	84 R.Russo (ITA)	2.442
6	21 F.Marino (FRA)	5.658
7	74 K.Calia (ITA)	5.995
8	59 A.Mantovani (ITA)	6.403
9	7 M.Scheib (CHI)	6.421
10	87 L.Marconi (ITA)	7.664
11	70 L.Vitali (ITA)	7.823
12	43 F.Massei (ITA)	8.034
13	67 B.Staring (AUS)	8.516
14	121 A.Andreozzi (ITA)	9.755
15	23 C.Ponsson (FRA)	10.699
16	3 S.Suchet (SUI)	11.317
17	123 L.Salvadori (ITA)	12.107
18	69 D.McFadden (RSA)	13.355
19	9 T.Finsterbusch (GER)	15.262
20	32 M.Moser (GER)	15.450
21	19 J.Puffe (GER)	16.245
22	51 E.Vionnet (SUI)	16.407
23	47 R.Hartog (NED)	17.958
24	16 G.Black (GBR)	21.982
25	95 M.Popov (CZE)	23.234
26	18 L.De Ulacia (ESP)	23.373
27	6 A.Simoneschi (ITA)	23.934
28	99 F.Cavalli (ITA)	24.561
29	34 T.Toffel (SUI)	38.084

Lap 5

1	36 L.Mercado (ARG)	
2	12 M.Rinaldi (ITA)	0.145
3	2 R.Tamburini (ITA)	0.969
4	35 R.De Rosa (ITA)	1.756
5	84 R.Russo (ITA)	2.522
6	21 F.Marino (FRA)	5.567
7	74 K.Calia (ITA)	6.491
8	59 A.Mantovani (ITA)	7.512
9	7 M.Scheib (CHI)	7.546
10	87 L.Marconi (ITA)	9.068
11	70 L.Vitali (ITA)	9.262
12	43 F.Massei (ITA)	9.573
13	67 B.Staring (AUS)	9.966
14	121 A.Andreozzi (ITA)	11.664
15	23 C.Ponsson (FRA)	12.553
16	3 S.Suchet (SUI)	12.855
17	123 L.Salvadori (ITA)	14.412
18	69 D.McFadden (RSA)	16.093
19	9 T.Finsterbusch (GER)	18.705
20	32 M.Moser (GER)	19.042
21	51 E.Vionnet (SUI)	19.294
22	47 R.Hartog (NED)	21.608
23	16 G.Black (GBR)	25.229
24	95 M.Popov (CZE)	26.897
25	18 L.De Ulacia (ESP)	27.701
26	6 A.Simoneschi (ITA)	28.219
27	99 F.Cavalli (ITA)	28.602
28	34 T.Toffel (SUI)	47.381

Lap 6

1	12 M.Rinaldi (ITA)	
2	36 L.Mercado (ARG)	0.049
3	2 R.Tamburini (ITA)	1.040
4	35 R.De Rosa (ITA)	1.488
5	84 R.Russo (ITA)	2.362

6	21 F.Marino (FRA)	5.263
7	74 K.Calia (ITA)	7.037
8	59 A.Mantovani (ITA)	8.486
9	7 M.Scheib (CHI)	8.590
10	87 L.Marconi (ITA)	10.065
11	70 L.Vitali (ITA)	10.307
12	43 F.Massei (ITA)	10.340
13	67 B.Staring (AUS)	11.085
14	121 A.Andreozzi (ITA)	13.605
15	23 C.Ponsson (FRA)	13.990
16	3 S.Suchet (SUI)	14.336
17	123 L.Salvadori (ITA)	16.468
18	69 D.McFadden (RSA)	18.654
19	9 T.Finsterbusch (GER)	21.591
20	51 E.Vionnet (SUI)	21.868
21	32 M.Moser (GER)	22.100
22	47 R.Hartog (NED)	24.670
23	16 G.Black (GBR)	27.981
24	95 M.Popov (CZE)	30.847
25	18 L.De Ulacia (ESP)	32.100
26	6 A.Simoneschi (ITA)	32.229
27	99 F.Cavalli (ITA)	33.179
28	34 T.Toffel (SUI)	55.177

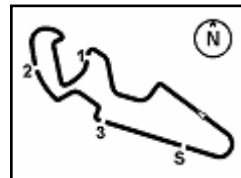
Lap 7

1	36 L.Mercado (ARG)	
2	12 M.Rinaldi (ITA)	0.314
3	2 R.Tamburini (ITA)	1.271
4	35 R.De Rosa (ITA)	1.474
5	84 R.Russo (ITA)	2.864
6	21 F.Marino (FRA)	5.108
7	74 K.Calia (ITA)	7.946
8	59 A.Mantovani (ITA)	10.391
9	7 M.Scheib (CHI)	10.627
10	87 L.Marconi (ITA)	11.183
11	43 F.Massei (ITA)	11.629
12	70 L.Vitali (ITA)	12.126
13	67 B.Staring (AUS)	12.276
14	121 A.Andreozzi (ITA)	15.601
15	23 C.Ponsson (FRA)	15.705
16	3 S.Suchet (SUI)	16.033
17	123 L.Salvadori (ITA)	18.992
18	69 D.McFadden (RSA)	21.835
19	9 T.Finsterbusch (GER)	24.562
20	51 E.Vionnet (SUI)	24.768
21	32 M.Moser (GER)	25.036
22	47 R.Hartog (NED)	28.285
23	16 G.Black (GBR)	31.099
24	95 M.Popov (CZE)	34.914
25	18 L.De Ulacia (ESP)	36.570
26	6 A.Simoneschi (ITA)	37.093
27	99 F.Cavalli (ITA)	37.186
28	34 T.Toffel (SUI)	1'08.383

Lap 8

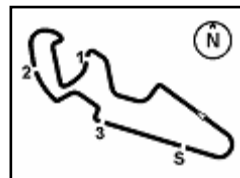
1	36 L.Mercado (ARG)	
2	12 M.Rinaldi (ITA)	0.431
3	35 R.De Rosa (ITA)	1.609
4	84 R.Russo (ITA)	3.067
5	21 F.Marino (FRA)	5.076
6	74 K.Calia (ITA)	9.074
7	59 A.Mantovani (ITA)	12.051
8	87 L.Marconi (ITA)	12.114
9	7 M.Scheib (CHI)	12.156
10	43 F.Massei (ITA)	12.314
11	70 L.Vitali (ITA)	13.620
12	67 B.Staring (AUS)	13.645
13	121 A.Andreozzi (ITA)	17.335
14	23 C.Ponsson (FRA)	17.404
15	3 S.Suchet (SUI)	17.682
16	123 L.Salvadori (ITA)	21.122
17	69 D.McFadden (RSA)	25.120
18	9 T.Finsterbusch (GER)	27.900
19	51 E.Vionnet (SUI)	28.050
20	32 M.Moser (GER)	28.293
21	47 R.Hartog (NED)	31.540
22	16 G.Black (GBR)	34.091
23	95 M.Popov (CZE)	38.920
24	18 L.De Ulacia (ESP)	40.436
25	6 A.Simoneschi (ITA)	41.154
26	99 F.Cavalli (ITA)	41.899





Aragon Round, 1-2-3 April 2016 Superstock 1000 - Lap Chart Race





MotorLand Aragon 5.077 m

Aragon Round, 1-2-3 April 2016

Superstock 1000 - Best Sector & Speed Race

Results

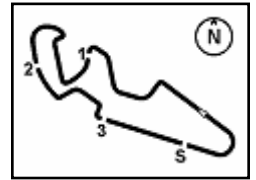
1	36 L. MERCADO	Ducati 1199 Panigale R	Laps 8
2	12 M. RINALDI	Ducati 1199 Panigale R	0.431
3	35 R. DE ROSA	BMW S 1000 RR	1.609
4	84 R. RUSSO	Yamaha YZF R1	3.067
5	21 F. MARINO	Yamaha YZF R1	5.076
6	74 K. CALIA	Aorilia RS4 RF	9.074
7	59 A. MANTOVANI	Yamaha YZF R1	12.051
8	87 L. MARCONI	Yamaha YZF R1	12.114
9	7 M. SCHEIB	BMW S 1000 RR	12.156
10	43 F. MASSEI	Yamaha YZF R1	12.314
11	70 L. VITALI	BMW S 1000 RR	13.620
12	67 B. STARING	Kawasaki ZX-10R	13.645
13	121 A. ANDREOZZI	Kawasaki ZX-10R	17.335
14	23 C. PONSSON	Kawasaki ZX-10R	17.404
15	3 S. SUCHET	Yamaha YZF R1	17.682
16	123 L. SALVADORI	Aorilia RS4 RF	21.122
17	69 D. MCFADDEN	Kawasaki ZX-10R	25.120
18	9 T. FINSTERBUSCH	Yamaha YZF R1	27.900
19	51 E. VIONNET	BMW S 1000 RR	28.050
20	32 M. MOSER	Ducati 1199 Panigale R	28.293
21	47 R. HARTOG	Kawasaki ZX-10R	31.540
22	16 G. BLACK	Kawasaki ZX-10R	34.091
23	95 M. POPOV	Yamaha YZF R1	38.920
24	18 L. DE ULACIA	Kawasaki ZX-10R	40.436
25	6 A. SIMONESCHI	Kawasaki ZX-10R	41.154
26	99 F. CAVALLI	Kawasaki ZX-10R	41.899
27	34 T. TOFFEL	BMW S 1000 RR	1'17.081
RET	2 R. TAMBURINI	Aorilia RS4 RF	1 Lap
RET	19 J. PUFFE	Kawasaki ZX-10R	4 Laps
RET	5 M. FACCANI	Ducati 1199 Panigale R	
RET	41 F. D'ANNUNZIO	BMW S 1000 RR	
RET	44 A. TUCCI	Yamaha YZF R1	
RET	58 E. PUSCEDDU	Ducati 1199 Panigale R	
RET	77 W. TESSELS	Kawasaki ZX-10R	
RET	93 R. MERCANDELLI	Kawasaki ZX-10R	
RET	13 F. SANCHIONI	Kawasaki ZX-10R	
RET	26 M. SBAIZ	Yamaha YZF R1	
RET	11 J. GUARNONI	Kawasaki ZX-10R	
RET	91 L. OPPEDISANO	Kawasaki ZX-10R	

Top Speeds

1	35 R. DE ROSA	BMW S 1000 RR	300.0
2	2 R. TAMBURINI	Aorilia RS4 RF	300.0
3	51 E. VIONNET	BMW S 1000 RR	297.5
4	43 F. MASSEI	Yamaha YZF R1	296.7
5	12 M. RINALDI	Ducati 1199 Panigale R	295.9
6	9 T. FINSTERBUSCH	Yamaha YZF R1	295.9
7	74 K. CALIA	Aorilia RS4 RF	295.9
8	87 L. MARCONI	Yamaha YZF R1	295.9
9	21 F. MARINO	Yamaha YZF R1	295.1
10	84 R. RUSSO	Yamaha YZF R1	294.3
11	59 A. MANTOVANI	Yamaha YZF R1	294.3
12	7 M. SCHEIB	BMW S 1000 RR	294.3
13	3 S. SUCHET	Yamaha YZF R1	293.5
14	36 L. MERCADO	Ducati 1199 Panigale R	293.5
15	19 J. PUFFE	Kawasaki ZX-10R	293.5
16	95 M. POPOV	Yamaha YZF R1	291.9
17	67 B. STARING	Kawasaki ZX-10R	291.9
18	23 C. PONSSON	Kawasaki ZX-10R	291.1
19	123 L. SALVADORI	Aorilia RS4 RF	290.3
20	121 A. ANDREOZZI	Kawasaki ZX-10R	290.3
21	70 L. VITALI	BMW S 1000 RR	289.5
22	16 G. BLACK	Kawasaki ZX-10R	289.5
23	47 R. HARTOG	Kawasaki ZX-10R	288.8
24	69 D. MCFADDEN	Kawasaki ZX-10R	288.8
25	99 F. CAVALLI	Kawasaki ZX-10R	288.8
26	18 L. DE ULACIA	Kawasaki ZX-10R	286.5
27	32 M. MOSER	Ducati 1199 Panigale R	285.7
28	6 A. SIMONESCHI	Kawasaki ZX-10R	283.5
29	34 T. TOFFEL	BMW S 1000 RR	280.5

Seg. 1		Seg. 2		Seg. 3		Seg. 4		Seg. 5	
1	36 L. MERCADO 32.413	1	12 M. RINALDI 31.816	1	36 L. MERCADO 21.634	1	2 R. TAMBURINI 11.101	1	21 F. MARINO 15.672
2	12 M. RINALDI 32.436	2	84 R. RUSSO 31.844	2	84 R. RUSSO 21.678	2	74 K. CALIA 11.129	2	84 R. RUSSO 15.779
3	21 F. MARINO 32.507	3	21 F. MARINO 31.861	3	12 M. RINALDI 21.752	3	35 R. DE ROSA 11.142	3	12 M. RINALDI 15.805
4	84 R. RUSSO 32.511	4	2 R. TAMBURINI 31.888	4	35 R. DE ROSA 21.868	4	3 S. SUCHET 11.180	4	35 R. DE ROSA 15.834
5	2 R. TAMBURINI 32.548	5	35 R. DE ROSA 31.892	5	2 R. TAMBURINI 21.896	5	7 M. SCHEIB 11.198	5	2 R. TAMBURINI 15.868
6	35 R. DE ROSA 32.573	6	59 A. MANTOVANI 31.943	6	21 F. MARINO 21.949	6	51 E. VIONNET 11.204	6	43 F. MASSEI 15.879
7	7 M. SCHEIB 32.590	7	36 L. MERCADO 31.971	7	74 K. CALIA 21.956	7	12 M. RINALDI 11.227	7	87 L. MARCONI 15.924
8	74 K. CALIA 32.604	8	7 M. SCHEIB 32.180	8	70 L. VITALI 22.005	8	87 L. MARCONI 11.267	8	7 M. SCHEIB 15.966
9	87 L. MARCONI 32.727	9	121 A. ANDREOZZI 32.207	9	59 A. MANTOVANI 22.023	9	59 A. MANTOVANI 11.272	9	67 B. STARING 15.973
10	43 F. MASSEI 32.745	10	70 L. VITALI 32.257	10	87 L. MARCONI 22.106	10	19 J. PUFFE 11.281	10	59 A. MANTOVANI 15.997
11	70 L. VITALI 32.777	11	87 L. MARCONI 32.266	11	43 F. MASSEI 22.161	11	36 L. MERCADO 11.293	11	36 L. MERCADO 16.001
12	3 S. SUCHET 32.789	12	74 K. CALIA 32.312	12	7 M. SCHEIB 22.164	12	21 F. MARINO 11.294	12	74 K. CALIA 16.012
13	121 A. ANDREOZZI 32.795	13	23 C. PONSSON 32.329	13	121 A. ANDREOZZI 22.210	13	43 F. MASSEI 11.302	13	70 L. VITALI 16.054
14	59 A. MANTOVANI 32.806	14	67 B. STARING 32.339	14	23 C. PONSSON 22.233	14	9 T. FINSTERBUSCH 11.357	14	23 C. PONSSON 16.067
15	67 B. STARING 32.848	15	43 F. MASSEI 32.382	15	123 L. SALVADORI 22.247	15	67 B. STARING 11.367	15	3 S. SUCHET 16.072
16	9 T. FINSTERBUSCH 32.897	16	69 D. MCFADDEN 32.408	16	32 M. MOSER 22.258	16	95 M. POPOV 11.369	16	121 A. ANDREOZZI 16.097
17	32 M. MOSER 32.957	17	3 S. SUCHET 32.451	17	67 B. STARING 22.259	17	121 A. ANDREOZZI 11.413	17	51 E. VIONNET 16.111
18	23 C. PONSSON 32.984	18	123 L. SALVADORI 32.461	18	3 S. SUCHET 22.334	18	47 R. HARTOG 11.413	18	69 D. MCFADDEN 16.170
19	19 J. PUFFE 33.142	19	51 E. VIONNET 32.542	19	69 D. MCFADDEN 22.341	19	84 R. RUSSO 11.418	19	9 T. FINSTERBUSCH 16.179
20	123 L. SALVADORI 33.151	20	19 J. PUFFE 32.647	20	9 T. FINSTERBUSCH 22.364	20	23 C. PONSSON 11.427	20	123 L. SALVADORI 16.191
21	69 D. MCFADDEN 33.235	21	16 G. BLACK 32.650	21	19 J. PUFFE 22.395	21	99 F. CAVALLI 11.440	21	47 R. HARTOG 16.211
22	16 G. BLACK 33.345	22	32 M. MOSER 32.658	22	95 M. POPOV 22.470	22	123 L. SALVADORI 11.450	22	16 G. BLACK 16.220
23	51 E. VIONNET 33.445	23	47 R. HARTOG 32.674	23	16 G. BLACK 22.477	23	16 G. BLACK 11.452	23	19 J. PUFFE 16.294
24	6 A. SIMONESCHI 33.548	24	11 J. GUARNONI 32.702	24	51 E. VIONNET 22.547	24	69 D. MCFADDEN 11.458	24	99 F. CAVALLI 16.297
25	47 R. HARTOG 33.683	25	9 T. FINSTERBUSCH 32.781	25	47 R. HARTOG 22.663	25	32 M. MOSER 11.466	25	32 M. MOSER 16.310
26	95 M. POPOV 33.691	26	95 M. POPOV 33.012	26	6 A. SIMONESCHI 22.754	26	70 L. VITALI 11.485	26	18 L. DE ULACIA 16.408
27	99 F. CAVALLI 33.754	27	6 A. SIMONESCHI 33.088	27	99 F. CAVALLI 22.760	27	18 L. DE ULACIA 11.594	27	95 M. POPOV 16.436
28	18 L. DE ULACIA 33.774	28	18 L. DE ULACIA 33.161	28	18 L. DE ULACIA 22.776	28	6 A. SIMONESCHI 11.687	28	6 A. SIMONESCHI 16.446
29	34 T. TOFFEL 34.832	29	99 F. CAVALLI 33.196	29	34 T. TOFFEL 23.364	29	34 T. TOFFEL 11.706	29	34 T. TOFFEL 17.224
30	11 J. GUARNONI 36.069	30	34 T. TOFFEL 33.870						





Aragon Round, 1-2-3 April 2016

Superstock 1000 - Chronological Analysis Race

Start at 14:42'00.228

1 / 2

36 L. MERCADO (1'53.610)								
Lap	Seg. 1	Seg. 2	Seg. 3	Seg. 4	Seg. 5	Lap Time	km/h	Local Time
1	34.681	32.149	21.699	11.304	16.001	1'55.834	293.5	14:43'56.062
2	32.451	32.008	21.880	11.293	16.058	1'53.690	293.5	14:45'49.752
3	32.413	32.111	21.793	11.322	16.092	1'53.731	292.7	14:47'43.483
4	32.536	31.971	21.634	11.400	16.069	1'53.610	292.7	14:49'37.093
5	32.470	32.131	21.821	11.359	16.007	1'53.788	291.9	14:51'30.881
6	32.601	32.135	21.835	11.411	16.367	1'54.349	291.9	14:53'25.230
7	32.606	32.136	21.864	11.390	16.059	1'54.055	292.7	14:55'19.285
8	32.894	32.195	21.846	11.374	16.045	1'54.354	292.7	14:57'13.639

12 M. RINALDI (1'53.394)								
Lap	Seg. 1	Seg. 2	Seg. 3	Seg. 4	Seg. 5	Lap Time	km/h	Local Time
1	35.314	31.956	22.041	11.400	15.805	1'56.516	295.9	14:43'56.744
2	32.436	31.929	21.798	11.325	15.906	1'53.394	293.5	14:45'50.138
3	32.576	31.983	21.752	11.227	15.878	1'53.416	292.7	14:47'43.554
4	32.920	31.816	21.795	11.450	15.883	1'53.864	291.1	14:49'37.418
5	32.601	31.891	21.835	11.395	15.886	1'53.608	292.7	14:51'31.026
6	32.753	32.074	21.860	11.463	16.005	1'54.155	292.7	14:53'25.181
7	32.936	32.089	22.065	11.464	15.864	1'54.418	291.1	14:55'19.599
8	32.814	32.173	21.901	11.465	16.118	1'54.471	291.1	14:57'14.070

35 R. DE ROSA (1'53.521)								
Lap	Seg. 1	Seg. 2	Seg. 3	Seg. 4	Seg. 5	Lap Time	km/h	Local Time
1	35.841	32.505	22.118	11.223	15.906	1'57.593	297.5	14:43'57.821
2	32.573	31.892	22.053	11.169	15.834	1'53.521	299.2	14:45'51.342
3	32.650	32.099	22.084	11.172	15.917	1'53.922	297.5	14:47'45.264
4	32.787	32.044	21.868	11.175	15.903	1'53.777	295.9	14:49'39.041
5	32.621	32.002	21.943	11.142	15.888	1'53.596	296.7	14:51'32.637
6	32.631	32.310	21.959	11.220	15.912	1'54.032	298.3	14:53'26.669
7	32.684	32.141	22.091	11.263	15.911	1'54.090	300.0	14:55'20.759
8	32.729	32.268	22.192	11.217	16.083	1'54.489	294.3	14:57'15.248

84 R. RUSSO (1'53.705)								
Lap	Seg. 1	Seg. 2	Seg. 3	Seg. 4	Seg. 5	Lap Time	km/h	Local Time
1	35.145	31.844	21.678	11.418	15.779	1'55.864	292.7	14:43'56.092
2	32.614	31.913	21.903	11.436	15.839	1'53.705	293.5	14:45'49.797
3	32.608	32.028	21.781	11.429	18.172	1'56.018	294.3	14:47'45.815
4	32.608	31.942	21.871	11.432	15.867	1'53.720	292.7	14:49'39.535
5	32.511	31.964	21.974	11.528	15.891	1'53.868	292.7	14:51'33.403
6	32.598	31.955	21.866	11.482	16.239	1'54.140	293.5	14:53'27.543
7	32.580	32.541	21.873	11.671	15.941	1'54.606	290.3	14:55'22.149
8	32.780	32.301	21.895	11.552	16.029	1'54.557	291.1	14:57'16.706

21 F. MARINO (1'53.697)								
Lap	Seg. 1	Seg. 2	Seg. 3	Seg. 4	Seg. 5	Lap Time	km/h	Local Time
1	34.797	32.113	22.190	11.355	15.672	1'56.127	295.1	14:43'56.355
2	32.507	31.861	26.509	11.303	15.987	1'58.167	295.1	14:45'54.522
3	32.561	32.204	21.983	11.294	16.036	1'54.078	291.1	14:47'48.600
4	32.861	32.131	21.961	11.410	15.788	1'54.151	291.1	14:49'42.751
5	32.508	32.019	21.949	11.415	15.806	1'53.697	289.5	14:51'36.448
6	32.622	32.139	21.978	11.402	15.855	1'53.996	289.5	14:53'30.444
7	32.554	32.019	22.088	11.430	15.858	1'53.949	291.1	14:55'24.393
8	32.592	32.296	21.975	11.417	16.042	1'54.322	292.7	14:57'18.715

74 K. CALIA (1'54.284)								
Lap	Seg. 1	Seg. 2	Seg. 3	Seg. 4	Seg. 5	Lap Time	km/h	Local Time
1	35.732	32.498	22.684	11.129	16.065	1'58.108	294.3	14:43'58.336
2	32.739	32.349	22.149	11.210	16.012	1'54.459	295.9	14:45'52.795
3	32.720	32.503	22.999	11.160	16.095	1'55.477	293.5	14:47'48.272
4	32.604	32.510	22.399	11.276	16.027	1'54.816	291.9	14:49'43.088
5	32.642	32.312	21.956	11.275	16.099	1'54.284	295.1	14:51'37.372
6	32.667	32.441	22.232	11.295	16.211	1'54.846	293.5	14:53'32.218
7	32.717	32.618	22.274	11.293	16.111	1'55.013	292.7	14:55'27.231
8	32.857	32.575	22.444	11.345	16.261	1'55.482	292.7	14:57'22.713

59 A. MANTOVANI (1'54.873)								
Lap	Seg. 1	Seg. 2	Seg. 3	Seg. 4	Seg. 5	Lap Time	km/h	Local Time
1	36.701	32.201	22.226	11.313	15.997	1'58.438	293.5	14:43'58.666
2	32.810	32.287	22.365	11.272	16.139	1'54.873	293.5	14:45'53.539
3	32.806	31.943	22.473	11.605	16.110	1'54.937	288.8	14:47'48.476
4	33.111	32.146	22.290	11.273	16.200	1'55.020	294.3	14:49'43.496
5	32.988	32.201	22.023	11.442	16.243	1'54.897	287.2	14:51'38.393
6	33.037	32.194	22.278	11.481	16.284	1'55.274	285.0	14:53'33.667
7	33.303	32.161	22.538	11.648	16.359	1'56.009	285.0	14:55'29.676
8	33.278	32.318	22.469	11.519	16.430	1'56.014	286.5	14:57'25.690

87 L. MARCONI (1'54.712)								
Lap	Seg. 1	Seg. 2	Seg. 3	Seg. 4	Seg. 5	Lap Time	km/h	Local Time
1	36.907	32.441	22.657	11.450	15.924	1'59.379	292.7	14:43'59.607

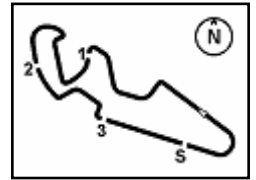
2	32.727	32.427	22.534	11.480	16.104	1'55.272	295.1	14:45'54.879
3	33.189	32.481	22.106	11.372	16.018	1'55.166	291.9	14:47'50.045
4	32.748	32.266	22.214	11.316	16.168	1'54.712	293.5	14:49'44.757
5	32.856	32.445	22.130	11.534	16.227	1'55.192	287.2	14:51'39.949
6	32.977	32.415	22.213	11.493	16.199	1'55.297	287.2	14:53'35.246
7	32.977	32.404	22.203	11.454	16.184	1'55.222	291.1	14:55'30.468
8	32.893	32.409	22.464	11.267	16.252	1'55.285	295.9	14:57'25.753

7 M. SCHEIB (1'54.726)								
Lap	Seg. 1	Seg. 2	Seg. 3	Seg. 4	Seg. 5	Lap Time	km/h	Local Time
1	36.174	32.299	22.225	11.374	16.094	1'58.166	289.5	14:43'58.394
2	32.794	32.311	22.367	11.317	15.966	1'54.755	288.8	14:45'53.149
3	32.590	32.364	22.770	11.646	16.269	1'55.639	291.9	14:47'48.788
4	32.877	32.218	22.407	11.198	16.026	1'54.726	294.3	14:49'43.514
5	33.106	32.180	22.164	11.329	16.134	1'54.913	291.9	14:51'38.427
6	33.111	32.260	22.265	11.516	16.192	1'55.344	288.8	14:53'33.771
7	33.343	32.249	22.547	11.423	16.579	1'56.141	290.3	14:55'29.912
8	33.193	32.239	22.571	11.533	16.347	1'55.883	287.2	14:57'25.795

43 F. MASSEI (1'54.888)								
Lap	Seg. 1	Seg. 2	Seg. 3	Seg. 4	Seg. 5	Lap Time	km/h	Local Time
1	37.500	32.591	22.378	11.302	16.069	1'59.840	296.7	14:44'00.068
2	32.745	32.513	22.267	11.306	16.057	1'54.888	296.7	14:45'54.956
3	32.938	32.711	22.289	11.443	15.879	1'55.260	291.9	14:47'50.216
4	32.891	32.393	22.161	11.511	15.955	1'54.911	289.5	14:49'45.127
5	33.020	32.575	22.304	11.476	15.952	1'55.327	289.5	14:51'40.454
6	32.847	32.469	22.173	11.481	16.097	1'55.067	292.7	14:53'35.521
7	33.091	32.382	22.184	11.582	16.154	1'55.393	289.5	14:55'30.914
8	32.920	32.404	22.233	11.509	15.973	1'55.039	291.1	14:57'25.953

70 L. VITALI (1'54.873)								
Lap	Seg. 1	Seg. 2	Seg. 3	Seg. 4	Seg. 5	Lap Time	km/h	Local Time
1	36.491	32.820	22.189	11.485	16.054	1'59.039	289.5	14:43'59.267
2	32.806	32.257	22.088	11.601	16.121	1'54.873	287.2	14:45'54.140
3	32.777	32.325	22.497	11.676	16.194	1'55.469	286.5	14:47'49.609
4	32.906	32.302	22.114	11.596	16.389	1'55.307	283.5	14:49'44.916
5	33.026	32.418	22.005	11.607	16.171	1'55.227	285.7	14:51'40.143
6	33.008	32.367	22.187	11.562	16.221	1'55.345	287.2	14:53'35.488
7	33.432	32.343	22.170	11.746	16.232	1'55.923	286.5	14:55'31.411
8	32.900	32.548	22.331	11.692	16.377	1'55.848	282.0	14:57'27.259

67 B. STARING (1'54.904)								
Lap	Seg. 1	Seg. 2	Seg. 3	Seg. 4	Seg. 5	Lap Time	km/h	Local Time
1	37.234	32.487	22.608	11.367	16.083	1'59.779	291.9	14:44'00.007
2	33.127	32.390	22.457	11.406	16.185	1'55.565	291.1	14:45'55.572
3	32.968	32.362	22.36					



MotorLand Aragon 5.077 m

Aragon Round, 1-2-3 April 2016

Superstock 1000 - Chronological Analysis Race

Start at 14:42'00.228

2 / 2

Lap	Seg. 1	Seg. 2	Seg. 3	Seg. 4	Seg. 5	Lap Time	km/h	Local Time
7	33.247	32.620	22.439	11.331	16.164	1'55.801	287.2	14:55'35.318
8	33.413	32.658	22.427	11.246	16.259	1'56.003	293.5	14:57'31.321

123 L. SALVADORI (1'55.798)								
Lap	Seg. 1	Seg. 2	Seg. 3	Seg. 4	Seg. 5	Lap Time	km/h	Local Time
1	37.759	33.105	22.779	11.450	16.191	2'01.284	290.3	14:44'01.512
2	33.170	32.476	22.456	11.554	16.267	1'55.923	285.7	14:45'57.435
3	33.151	32.655	22.411	11.546	16.204	1'55.967	286.5	14:47'53.402
4	33.224	32.461	22.306	11.528	16.279	1'55.798	285.7	14:49'49.200
5	33.168	32.680	22.321	11.566	16.358	1'56.093	284.2	14:51'45.293
6	33.249	32.784	22.247	11.697	16.379	1'56.356	282.7	14:53'41.649
7	33.372	32.764	22.394	11.590	16.508	1'56.628	281.3	14:55'38.277
8	33.328	32.720	22.456	11.535	16.445	1'56.484	283.5	14:57'34.761

69 D. MCFADDEN (1'55.702)								
Lap	Seg. 1	Seg. 2	Seg. 3	Seg. 4	Seg. 5	Lap Time	km/h	Local Time
1	38.289	33.295	22.809	11.458	16.339	2'02.190	287.2	14:44'02.418
2	33.240	32.408	22.342	11.502	16.210	1'55.702	288.8	14:45'58.120
3	33.258	32.592	22.447	11.542	16.170	1'56.009	284.2	14:47'54.129
4	33.235	32.671	22.341	11.697	16.375	1'56.319	283.5	14:49'50.448
5	33.290	32.661	22.483	11.619	16.473	1'56.526	282.0	14:51'46.974
6	33.496	32.740	22.449	11.723	16.453	1'56.861	279.8	14:53'43.835
7	33.767	32.763	22.509	11.801	16.445	1'57.285	279.1	14:55'41.120
8	33.659	33.013	22.552	11.766	16.649	1'57.639	279.8	14:57'38.759

9 T. FINSTERBUSCH (1'56.211)								
Lap	Seg. 1	Seg. 2	Seg. 3	Seg. 4	Seg. 5	Lap Time	km/h	Local Time
1	39.228	33.411	22.727	11.357	16.179	2'02.902	295.9	14:44'03.130
2	32.897	33.167	22.364	11.537	16.246	1'56.211	284.2	14:45'59.341
3	33.034	32.944	22.499	11.501	16.320	1'56.298	283.5	14:47'55.639
4	33.361	32.781	22.455	11.649	16.470	1'56.716	275.5	14:49'52.355
5	33.745	32.792	22.645	11.675	16.374	1'57.231	281.3	14:51'49.586
6	33.736	32.853	22.650	11.584	16.363	1'57.186	284.2	14:53'46.772
7	33.583	32.865	22.531	11.735	16.361	1'57.075	280.5	14:55'43.847
8	33.918	33.132	22.559	11.674	16.409	1'57.692	283.5	14:57'41.539

51 E. VIONNET (1'56.007)								
Lap	Seg. 1	Seg. 2	Seg. 3	Seg. 4	Seg. 5	Lap Time	km/h	Local Time
1	38.984	33.554	23.282	11.234	16.383	2'03.437	297.5	14:44'03.665
2	33.895	33.099	22.713	11.204	16.294	1'57.205	294.3	14:46'00.870
3	33.588	32.794	22.693	11.323	16.225	1'56.623	291.1	14:47'57.493
4	33.445	32.542	22.547	11.362	16.111	1'56.007	292.7	14:49'53.500
5	33.527	32.777	22.682	11.457	16.232	1'56.675	289.5	14:51'49.175
6	33.714	32.817	22.590	11.387	16.366	1'56.874	292.7	14:53'47.049
7	33.478	32.943	22.630	11.666	16.287	1'57.004	290.3	14:55'44.053
8	33.829	32.907	22.947	11.574	16.379	1'57.636	289.5	14:57'41.689

32 M. MOSER (1'56.007)								
Lap	Seg. 1	Seg. 2	Seg. 3	Seg. 4	Seg. 5	Lap Time	km/h	Local Time
1	38.364	33.534	22.772	11.697	16.436	2'02.803	282.7	14:44'03.031
2	33.599	32.811	22.619	11.552	16.342	1'56.923	279.8	14:45'59.954
3	32.957	32.658	22.584	11.498	16.310	1'56.007	280.5	14:47'55.961
4	33.239	32.896	22.514	11.584	16.349	1'56.582	279.1	14:49'52.543
5	33.796	32.853	22.612	11.466	16.653	1'57.380	283.5	14:51'49.923
6	33.546	33.018	22.258	12.005	16.531	1'57.358	279.1	14:53'47.281
7	33.617	32.764	22.745	11.573	16.341	1'57.040	282.0	14:55'44.321
8	33.695	33.065	22.909	11.509	16.433	1'57.611	285.7	14:57'41.932

47 R. HARTOG (1'56.693)								
Lap	Seg. 1	Seg. 2	Seg. 3	Seg. 4	Seg. 5	Lap Time	km/h	Local Time
1	38.832	33.393	22.990	11.444	16.470	2'03.129	288.8	14:44'03.357
2	33.935	32.813	22.676	11.413	16.306	1'57.143	286.5	14:46'00.500
3	33.747	33.444	22.789	11.527	16.351	1'57.858	285.0	14:47'58.358
4	33.683	32.674	22.663	11.462	16.211	1'56.693	283.5	14:49'55.051
5	33.694	33.207	22.685	11.538	16.314	1'57.438	282.0	14:51'52.489
6	33.742	32.771	22.689	11.706	16.454	1'57.362	281.3	14:53'49.851
7	33.816	33.190	22.897	11.518	16.298	1'57.719	281.3	14:55'47.570
8	33.804	32.976	22.825	11.642	16.362	1'57.609	282.0	14:57'45.179

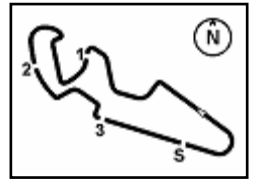
16 G. BLACK (1'57.000)								
Lap	Seg. 1	Seg. 2	Seg. 3	Seg. 4	Seg. 5	Lap Time	km/h	Local Time
1	37.634	33.576	22.719	11.452	16.220	2'01.601	289.5	14:44'01.829
2	33.367	32.650	28.198	11.665	16.227	2'02.107	283.5	14:46'03.936
3	33.791	33.238	23.203	11.566	16.341	1'58.139	285.7	14:48'02.075
4	33.684	32.846	22.586	11.609	16.275	1'57.000	279.1	14:49'59.075
5	33.451	32.987	22.575	11.659	16.363	1'57.035	279.1	14:51'56.110
6	33.453	32.900	22.477	11.711	16.511	1'57.052	279.1	14:53'53.162
7	33.345	32.894	22.770	11.782	16.431	1'57.222	278.4	14:55'50.384
8	33.550	32.997	22.585	11.737	16.477	1'57.346	279.8	14:57'47.730

95 M. POPOV (1'57.451)								
Lap	Seg. 1	Seg. 2	Seg. 3	Seg. 4	Seg. 5	Lap Time	km/h	Local Time
1	39.345	33.547	23.183	11.369	16.660	2'04.104	291.9	14:44'04.332
2	34.272	33.219	24.773	11.626	16.627	2'00.517	287.2	14:46'04.849
3	33.823	33.183	22.916	11.546	16.436	1'57.904	290.3	14:48'02.753
4	33.737	33.012	22.751	11.607	16.467	1'57.574	279.8	14:50'00.327
5	33.691	33.179	22.470	11.562	16.549	1'57.451	281.3	14:51'57.778
6	33.957	33.353	22.750	11.675	16.515	1'58.250	284.2	14:53'56.281
7	33.762	33.300	22.919	11.642	16.548	1'58.171	284.2	14:55'54.199
8	33.951	33.244	22.858	11.738	16.569	1'58.360	282.7	14:57'52.559

18 L. DE ULACIA (1'58.116)								
Lap	Seg. 1	Seg. 2	Seg. 3	Seg. 4	Seg. 5	Lap Time	km/h	Local Time
1	39.943	33.858	23.302	11.621	16.452	2'05.176	286.5	14:44'05.404
2	34.016	33.217	22.859	11.639	16.417	1'58.148	286.5	14:46'03.552
3	33.807	33.468	23.068	11.679	16.459	1'58.481	282.7	14:48'02.033
4	34.186	33.161	23.044	11.594	16.448	1'58.433	285.0	14:50'00.466
5	33.839	33.303	22.776	11.790	16.408	1'58.116	281.3	14:51'58.582
6	33.924	33.280	23.144	11.906	16.445	1'58.699	285.0	14:53'57.281
7	33.848	33.510	22.984	11.761	16.471	1'58.574	283.5	14:55'55.855
8	33.774	33.370	22.903	11.740	16.433	1'58.220	282.7	14:57'54.075

6 A. SIMONESCHI (1'58.073)								
Lap	Seg. 1	Seg. 2	Seg. 3	Seg. 4	Seg. 5	Lap Time	km/h	Local Time
1	39.811	33.629	22.983	11.743	16.842	2'05.008	281.3	14:44'05.236
2	33.652	33.313	22.904	11.787	16.606	1'58.262	278.4	14:46'03.498
3	34.142	33.322	23.484	11.705	16.446	1'59.099	283.5	14:48'02.597
4	34.249	33.170	22.770	11.721	16.520	1'58.430	279.1	14:50'01.027
5	33.548	33.251	22.965	11.707	16.602	1'58.073	280.5	14:51'59.100
6	33.820	33.088	22.754	12.042	16.606	1'58.310	279.1	14:53'57.410
7	33.944	33.437	23.107	11.912	16.568	1'58.968	280.5	14:55'56.378
8	34.147	33.197	22.796	11.687	16.588	1'58.415	282.7	14:57'54.793

99 F. CAVALLI (1'57.829)								
Lap	Seg. 1	Seg. 2	Seg. 3	Seg. 4	Seg. 5	Lap Time	km/h	Local Time
1	40.667	34.118	22.960	11.747	16.478	2'05.970	280.	

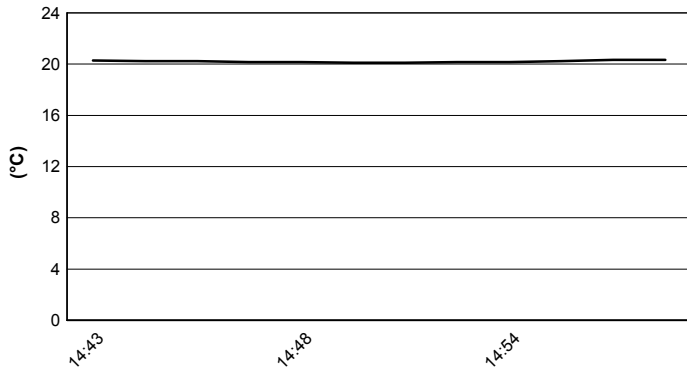


MotorLand Aragon 5.077 m

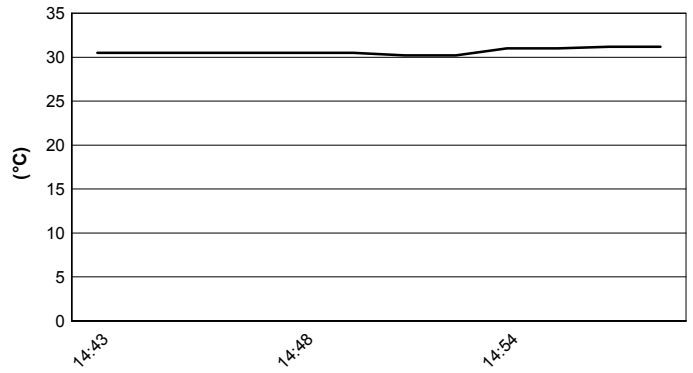
Aragon Round, 1-2-3 April 2016 Superstock 1000 - Weather Report Race

Session started 14:42 Session ended 14:59


Air Temperature



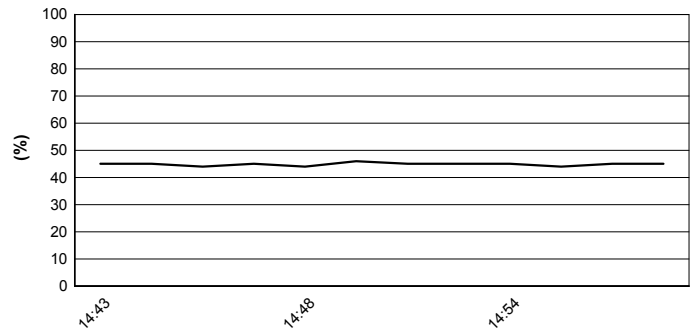
Track Temperature



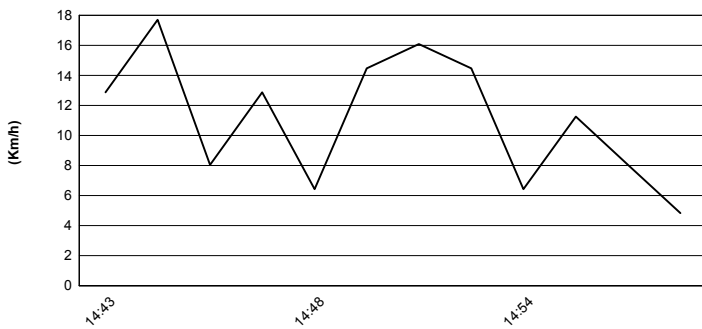
Air Pressure



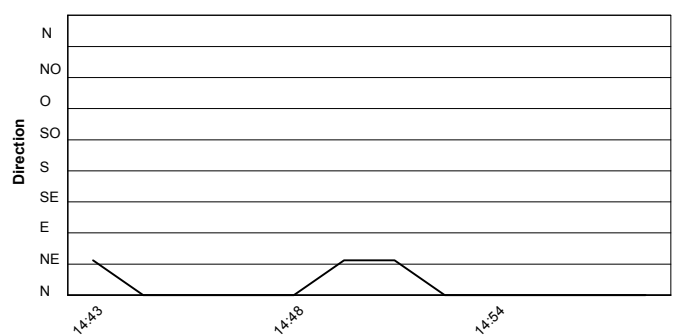
Humidity

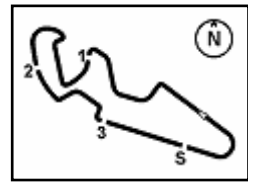


Wind Speed



Wind Direction





MotorLand Aragon 5.077 m

Aragon Round, 1-2-3 April 2016

Superstock 1000 - Championship Standings

Points	Points From First	Points From Previous	April 3	April 17	May 1	May 29	June 19	July 24	September 18	October 2	October 16								
			ARAGON	ASSEN	IMOLA	DONINGTON PARK	MISANO	TBA	LAUTZRING	MAGNY-COURS	JEREZ								
1 MERCADO Leandro (ARG)	25		25 1																
2 RINALDI Michael Ruben (ITA)	20 5		20 2																
3 DE ROSA Raffaele (ITA)	16 9 4		16 3																
4 RUSSO Riccardo (ITA)	13 12 3		13 4																
5 MARINO Florian (FRA)	11 14 2		11 5																
6 CALIA Kevin (ITA)	10 15 1		10 6																
7 MANTOVANI Andrea (ITA)	9 16 1		9 7																
8 MARCONI Luca (ITA)	8 17 1		8 8																
9 SCHEIB Maximilian (CHI)	7 18 1		7 9																
10 MASSEI Fabio (ITA)	6 19 1		6 10																
11 VITALI Luca (ITA)	5 20 1		5 11																
12 STARING Bryan (AUS)	4 21 1		4 12																
13 ANDREOZZI Alessandro (ITA)	3 22 1		3 13																
14 PONSSON Christophe (FRA)	2 23 1		2 14																
15 SUCHET Sebastien (SUI)	1 24 1		1 15																

First Line: Championship Standings - Second Line: Ranking Progression

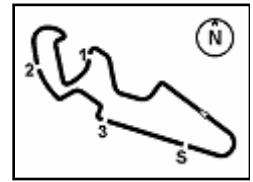
PIRELLI PERUGIA TIMING



Official Tyre Supplier



Official Timekeeper



MotorLand Aragon 5.077 m

Aragon Round, 1-2-3 April 2016 Superstock 1000 - Manufacturers Standings

	Points	Points From First	Points From Previous	April 3 ARAGON	April 17 ASSEN	May 1 IMOLA	May 29 DONINGTON PARK	June 19 MISANO	July 24 TBA	September 18 LAUTZRING	October 2 MAGNY-COURS	October 16 JEREZ							
1 DUCATI	25			25 1															
2 BMW	16	9		16 2															
3 YAMAHA	13	12	3	13 3															
4 APRILIA	10	15	3	10 4															
5 KAWASAKI	4	21	6	4 5															

First Line: Championship Standings - Second Line: Ranking Progression

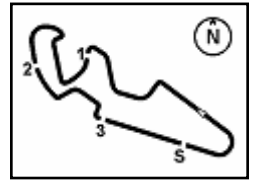
PIRELLI PERUGIA TIMING



Official Tyre Supplier



Official Timekeeper



MotorLand Aragon 5.077 m

Aragon Round, 1-2-3 April 2016

Superstock 1000 - Race Winners

	2013	2014	2015	2016
01 MotorLand Aragon	Barrier S. (Fra) Bmw	Mercado L. (Arg) Duc	Tamburini R. (Ita) Bmw	Mercado L. (Arg) Duc
02 TT Circuit Assen	La Marra E. (Ita) Duc	Valk K. (Ned) Kaw	Savadori L. (Ita) Apr	
03 Autodromo Internazionale	Barrier S. (Fra) Bmw	Jezek O. (Cze) Duc	Savadori L. (Ita) Apr	
04 Donington Park			Savadori L. (Ita) Apr	
05 Misano World Circuit		Savadori L. (Ita) Kaw	Savadori L. (Ita) Apr	
06 TBA	Savadori L. (Ita) Kaw			
08 Circuit de Nevers	Guarnoni J. (Fra) Kaw	Lussiana M. (Fra) Kaw	Guarnoni J. (Fra) Yam	
09 Circuito de Jerez	Guarnoni J. (Fra) Kaw	Mercado L. (Arg) Duc	Tamburini R. (Ita) Bmw	

2016

1 L. Mercado

ALL TIMES

11 A. Badovini	4 J. Guarnoni	1 F. Capriotti	1 L. Zanetti
10 S. Barrier	4 L. Mercado	1 J. Morley	1 K. Valk
8 X. Simeon	3 W. Tortoroglio	1 G. Mason	
8 L. Savadori	3 C. Burns	1 C. Vermeulen	
7 J. Ellison	3 D. Van Keymeulen	1 D. Tosolini	
7 M. Berger	3 R. Chiarello	1 M. Heckles	
7 C. Corti	3 B. Staring	1 L. Mauri	
5 G. Vizziello	3 R. Tamburini	1 C. Coxhell	
5 A. Polita	2 D. Jefferies	1 I. Sala	
4 V. Iannuzzo	2 K. Harris	1 M. Bauer	
4 L. Alfonsi	2 K. Sofuoglu	1 M. Laverty	
4 D. Oliver	2 M. Baiocco	1 M. Roccoli	
4 L. Lanzi	2 L. Scassa	1 O. Jezek	
4 M. Fabrizio	2 N. Canepa	1 M. Lussiana	
4 D. Giugliano	2 E. La Marra	1 M. Aitchison	
4 B. Roberts	1 V. Scatola	1 M. Pirro	
4 D. Petrucci			